Boring 2

Elevation reference: N.A.P.
Drill type: Pipe
Total drill length: 252,19m

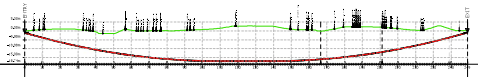

Distance		Distance
Elevation EG (N.A.P.)		Elevation EG (N.A.P.)
Elevation drill centerline (N.A.P.)		Elevation drill centerline (N.A.P.)
ex-drill centerline Elevation difference		ex-drill centerline Elevation difference
Vertical angle/radius	0,00°/0 0,00°/0 0,00°/0 0,00°/0 0,00°/0	Vertical angle/radius
Vertical length	30,00 30,00 30,00 30,00	Vertical length
Horizontal radius	4,99/0	Horizontal radius
Horizontal length	34,27	Horizontal length
Centerline radius	4,99/0	Centerline radius
Centerline length	34,99	Centerline length

Boring 2A

Elevation reference: N.A.P.
Drill type: Pipe
Total drill length: 251,42m



Distance		Distance
Elevation EG (N.A.P.)		Elevation EG (N.A.P.)
Elevation drill centerline (N.A.P.)		Elevation drill centerline (N.A.P.)
ex-drill centerline Elevation difference		ex-drill centerline Elevation difference
Vertical angle/radius	0,00°/0 0,00°/0 0,00°/0 0,00°/0 0,00°/0	Vertical angle/radius
Vertical length	30,00 30,00 30,00 30,00	Vertical length
Horizontal radius	4,99/0	Horizontal radius
Horizontal length	34,32	Horizontal length
Centerline radius	4,99/0	Centerline radius
Centerline length	34,99	Centerline length

Boring 3

Elevation reference: N.A.P.
Drill type: Pipe
Total drill length: 56,30m



Distance		Distance
Elevation EG (N.A.P.)		Elevation EG (N.A.P.)
Elevation drill centerline (N.A.P.)		Elevation drill centerline (N.A.P.)
ex-drill centerline Elevation difference		ex-drill centerline Elevation difference
Vertical angle/radius	0,00°/0 0,00°/0 0,00°/0	Vertical angle/radius
Vertical length	30,00 26,30 30,00	Vertical length

Boring 3A

Elevation reference: N.A.P.
Drill type: Pipe
Total drill length: 56,20m

Distance		Distance
Elevation EG (N.A.P.)		Elevation EG (N.A.P.)
Elevation drill centerline (N.A.P.)		Elevation drill centerline (N.A.P.)
ex-drill centerline Elevation difference		ex-drill centerline Elevation difference
Vertical angle/radius	0,00°/0 0,00°/0 0,00°/0	Vertical angle/radius
Vertical length	30,00 26,20 30,00	Vertical length

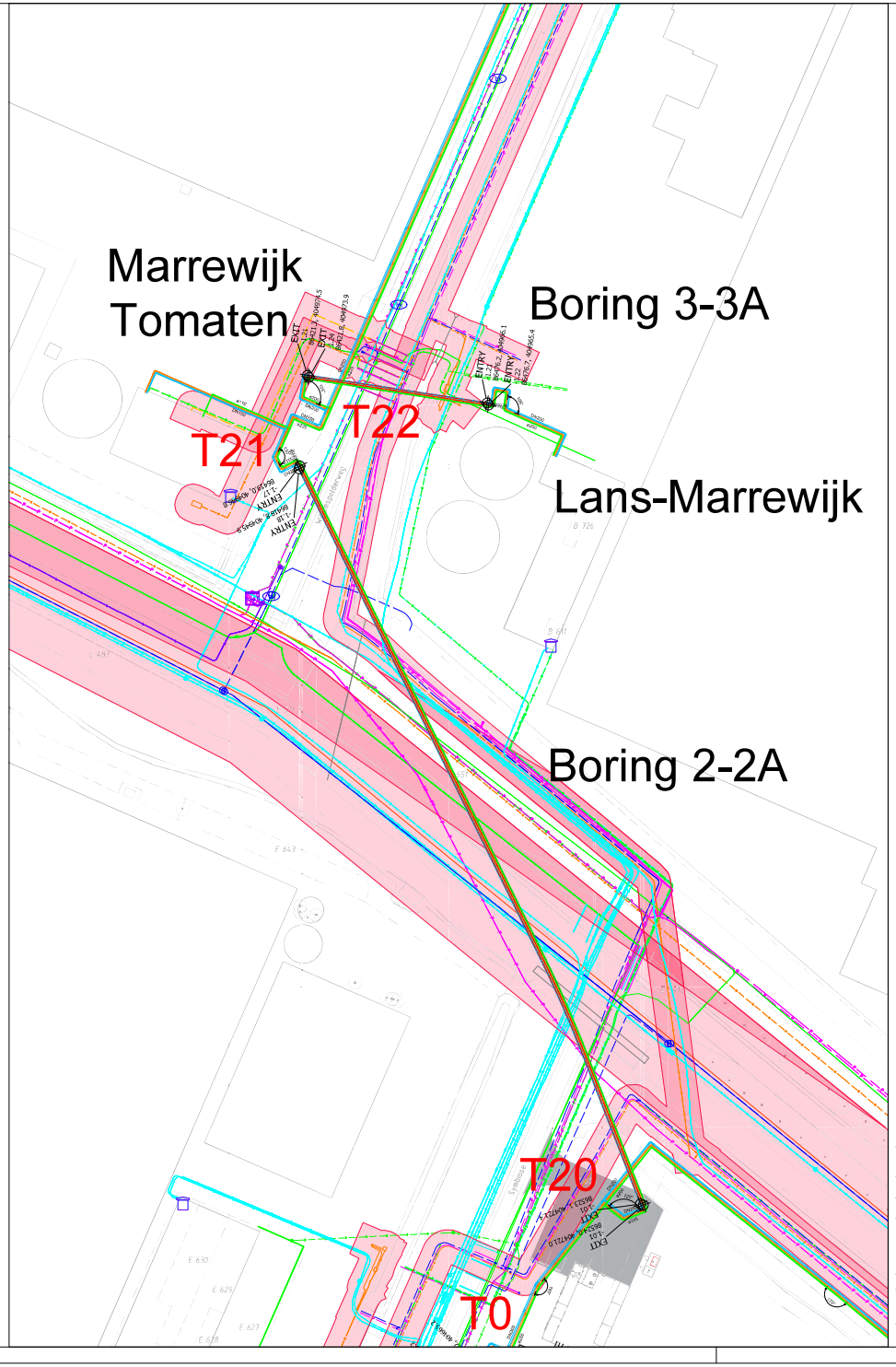

WBD24-769887-F

Kadaster
Gemeente: Oirschot
Sectie: E
Perceel: 734

Bouwlocatie
Tegenover Symbiosa 2
4671 TG Oirschot

0 5 10m 20 meter

DEFINITIEF

Opdrachtgever
Warmtebedrijf VV-Brabant

Kbentry_
251100-8

Datum (jjmmdd)
230221

Tekenaar
TG

Omschrijving
VCDistribution4-DN1

Bladnr. - Benaming
20-T20-T21-T22

Schaal 1:500

Papier formaat A0

AAB ISO 9001

AAB Installatiebedrijf B.V.
Aan de Rijn 1
5674 CA Nuenen
Postbus 59
5670 AB Nuenen

Aansprakelijkheid uitgesloten. Zonder toestemming is niet geoorloofd voor de uitvoering, ter inzicht aan derden ter beschikking stellen, kopiëren, openbaar maken of anderszins, dat anders gebruiken van deze tekening of van daarin toegepaste ideeën, tenzij anders gekwalificeerd of van derden ter inzage gegeven werden.

Tekeningnummer: 2511002-4-20-20-21-T22