STIJLNUMMER:	S-001	S-002	S-003	S-004	S-005	S-006	S-007	S-008	S-009	S-010	S-011	S-012	S-013	S-014	S-015	S-016	S-017	S-018	S-019	S-020	S-021	S-022	S-023	S-024	S-025	S-026	S-027	S-028	S-029
Staander boven:	HEA160 L=3520	HEA160 L=3520	HEA160 L=2520	HEA160 L=1220	HEA160 L=1220	HEA160 L=1220	HEA160 L=1220	HEA160 L=1220	HEA160 L=1220	HEA160 L=1220	HEA160 L=1220	HEA160 L=1220	HEA160 L=1220	HEA160 L=1220	HEA160 L=1220	HEA160 L=1220	HEA160 L=1220	HEA160 L=1220	HEA160 L=1220	HEA160 L=1220	HEA160 L=1220	HEA160 L=1220	HEA160 L=1220	HEA160 L=1220	HEA160 L=1220	HEA160 L=1220	HEA160 L=1220	HEA160 L=1220	HEA160 L=1220
Staander onder:	IPE200 L=3955	IPE200 L=3955	IPE160 L=3160	IPE160 L=2760	IPE160 L=2760	IPE160 L=2760	IPE160 L=2760	IPE160 L=2760	IPE160 L=2760	IPE160 L=2760	IPE160 L=2760	IPE160 L=2760	IPE160 L=2760	IPE160 L=2760	IPE160 L=2760	IPE160 L=2760	IPE160 L=2760	IPE160 L=2760	IPE160 L=2760	IPE160 L=2760	IPE160 L=2760	IPE160 L=2760	IPE160 L=2760	IPE160 L=2760	IPE160 L=2760	IPE160 L=2760	IPE160 L=2760	IPE160 L=2760	IPE160 L=2760
Voetplaat nr.:	Pos. 2	Pos. 2	Pos. 1	Pos. 1	Pos. 1	Pos. 1	Pos. 1	Pos. 1	Pos. 1	Pos. 1	Pos. 1	Pos. 1	Pos. 1	Pos. 1	Pos. 1	Pos. 1	Pos. 1	Pos. 1	Pos. 1	Pos. 1	Pos. 1	Pos. 1	Pos. 1	Pos. 1	Pos. 1	Pos. 1	Pos. 1	Pos. 1	Pos. 1	Pos. 1

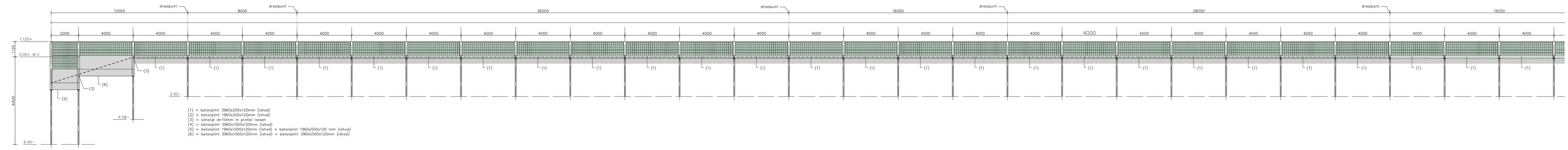

AANZICHT SCHERM 2
schaal 1:100

S-029	S-030	S-031	S-032	S-033	S-034	S-035	S-036	S-037	S-038	S-039	S-040	S-041	S-042	S-043	S-044	S-045	S-046	S-047	S-048	S-049	S-050	S-051	S-052	S-053	S-054	S-055	S-056	S-057
HEA160 L=1220	HEA160 L=1220	HEA160 L=1220	HEA160 L=1220	HEA160 L=1220	HEA160 L=1220	HEA160 L=1220	HEA160 L=1220	HEA160 L=1220	HEA160 L=1220	HEA160 L=1220	HEA160 L=1220	HEA160 L=1220	HEA160 L=1220	HEA160 L=1220	HEA160 L=1220	HEA160 L=1220	HEA160 L=1220	HEA160 L=1220	HEA160 L=1220	HEA160 L=1220	HEA160 L=1220	HEA160 L=1220	HEA160 L=1220	HEA160 L=1220	HEA160 L=1220	HEA160 L=1220	HEA160 L=1220	HEA160 L=1220
IPE160 L=2760	IPE160 L=2760	IPE160 L=2760	IPE160 L=2760	IPE160 L=2760	IPE160 L=2760	IPE160 L=2760	IPE160 L=2760	IPE160 L=2760	IPE160 L=2760	IPE160 L=2760	IPE160 L=2760	IPE160 L=2760	IPE160 L=2760	IPE160 L=2760	IPE160 L=2760	IPE160 L=2760	IPE160 L=2760	IPE160 L=2760	IPE160 L=2760	IPE160 L=2760	IPE160 L=2760	IPE160 L=2760	IPE160 L=2760	IPE160 L=2760	IPE160 L=2760	IPE160 L=2760	IPE160 L=2760	IPE160 L=2760
Pos. 1	Pos. 1	Pos. 1	Pos. 1	Pos. 1	Pos. 1	Pos. 1	Pos. 1	Pos. 1	Pos. 1	Pos. 1	Pos. 1	Pos. 1	Pos. 1	Pos. 1	Pos. 1	Pos. 1	Pos. 1	Pos. 1	Pos. 1	Pos. 1	Pos. 1	Pos. 1	Pos. 1	Pos. 1	Pos. 1	Pos. 1	Pos. 1	Pos. 1	Pos. 1

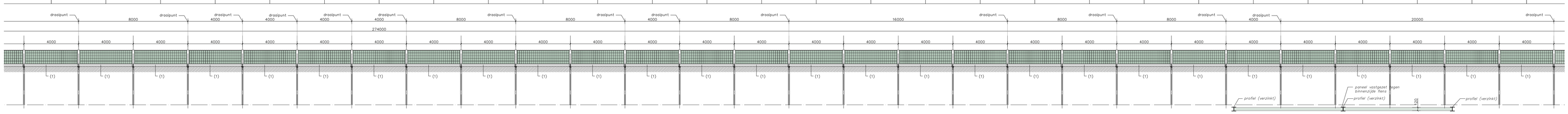

BOVENAANZICHT
schaal 1:50

S-057	S-058	S-059	S-060	S-061	S-062	S-063	S-064	S-065	S-066	S-067	S-068	S-069	S-070	S-071	S-072	S-073	S-074	S-075	S-076
HEA160 L=1220	HEA160 L=1220	HEA160 L=1220	HEA160 L=1220	HEA160 L=1220	HEA160 L=1220	HEA160 L=1220	HEA160 L=1220	HEA160 L=1220	HEA160 L=1220	HEA160 L=1220	HEA160 L=1220	HEA160 L=2020	HEA160 L=3020	HEA180 L=4020	HEA160 L=4220	HEA160 L=3220	HEA160 L=2220	HEA160 L=1220	HEA160 L=1220
IPE160 L=2760	IPE160 L=2760	IPE160 L=2760	IPE160 L=2760	IPE160 L=2760	IPE160 L=2760	IPE160 L=2760	IPE160 L=2760	IPE160 L=2760	IPE160 L=2760	IPE160 L=2760	IPE160 L=2760	IPE160 L=2760	IPE200 L=4160	IPE220 L=4360	IPE200 L=4160	IPE200 L=4160	IPE200 L=3160	IPE160 L=3160	IPE160 L=3160
Pos. 1	Pos. 1	Pos. 1	Pos. 1	Pos. 1	Pos. 1	Pos. 1	Pos. 1	Pos. 1	Pos. 1	Pos. 1	Pos. 1	Pos. 1	Pos. 2	Pos. 3	Pos. 2	Pos. 2	Pos. 2	Pos. 1	Pos. 1

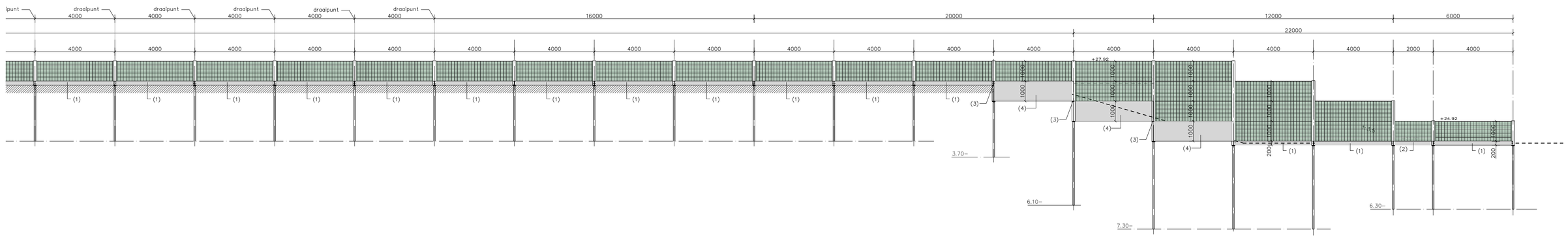

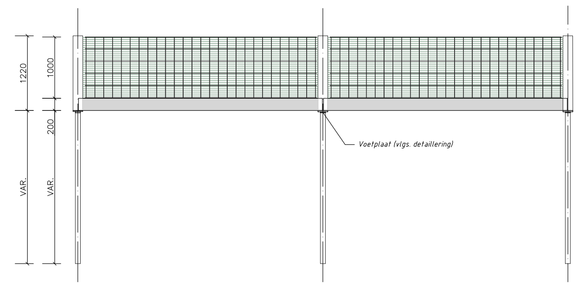

VOORAANZICHT (scherm 2)
schaal 1:50

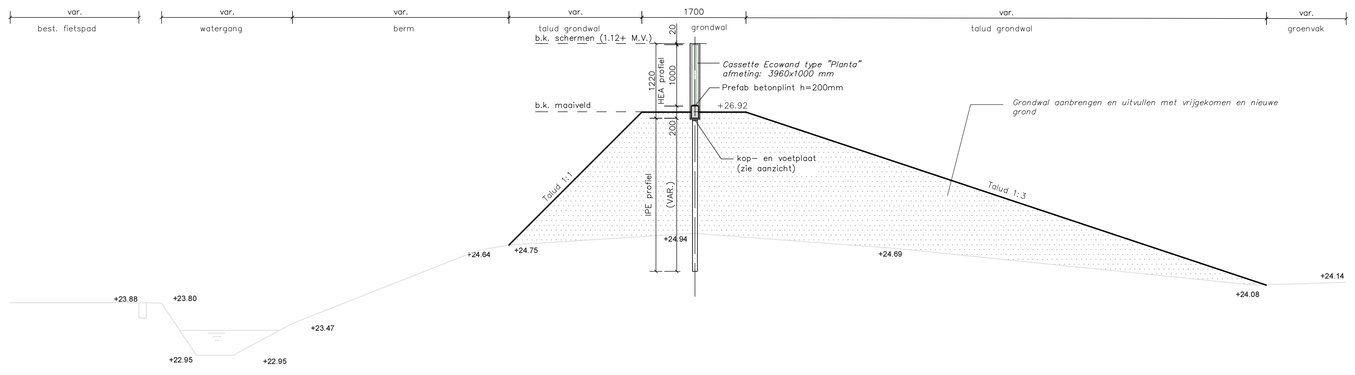

DWARSPROFIEL C–C
schaal 1:50

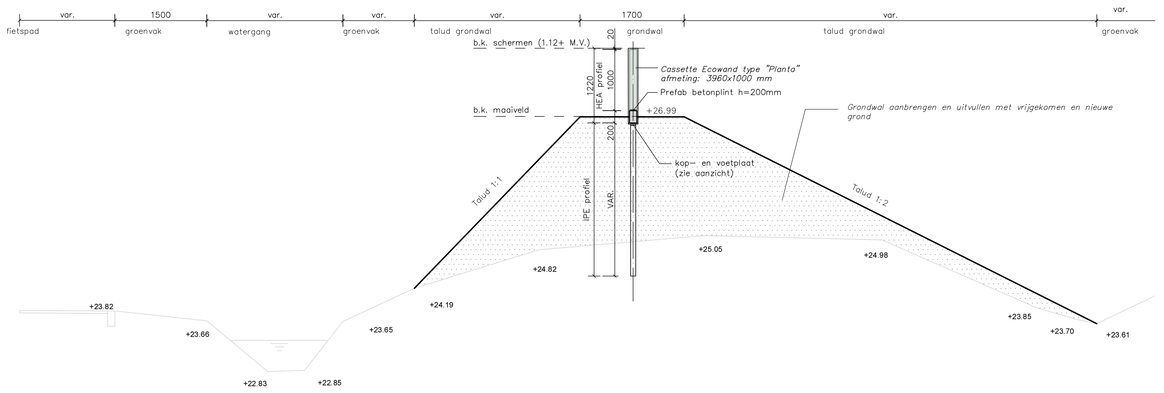

DWARSPROFIEL E–E
schaal 1:50

BETON GEGEVENS: (plint type 2)
betonkwaliteit: C20/25
dekking zijkanten: 30mm
dekking onderkant: 35mm
betonstaalkwaliteit: B500B
milieuklasse: XC3/ XF2

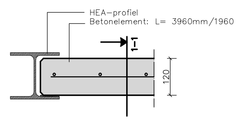

AANSLUIT DETAIL BETONELEMENT (1)
schaal 1:10

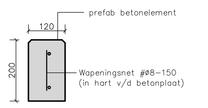

DOORSNEDE 1–1 (h=200)
schaal 1:10

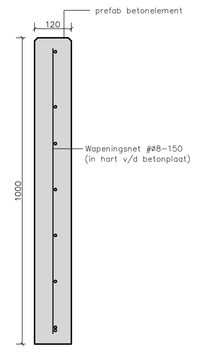

DOORSNEDE 1–1 (h=1000)
schaal 1:10

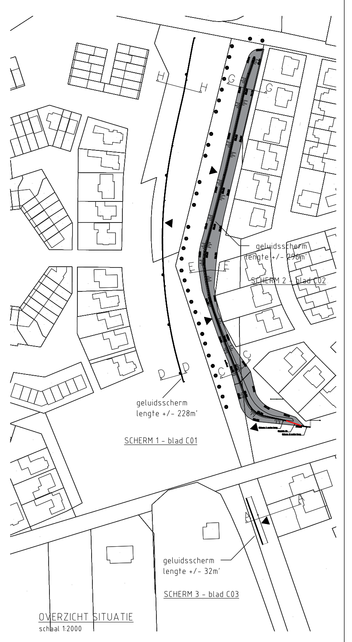

OVERZICHT SITUATIE
schaal 12000

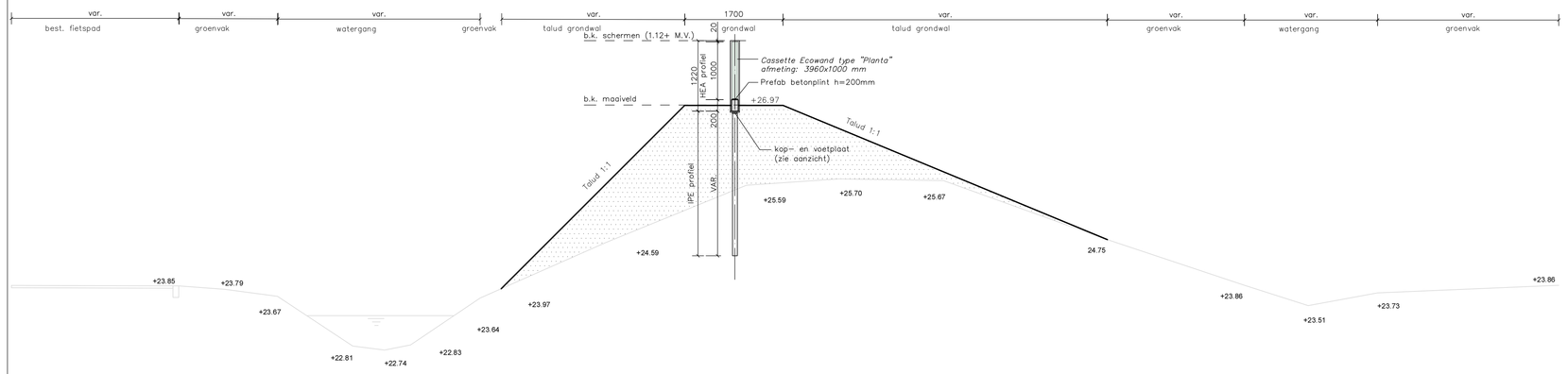

DWARSPROFIEL G–G
schaal 1:50

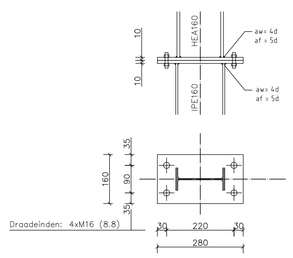

VERBINDING KOP/VOETPLAAT HEA160 EN IPE160 – Verb. 1
schaal 1:10

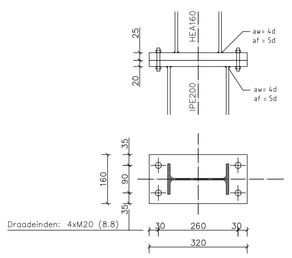

VERBINDING KOP/VOETPLAAT HEA160 EN IPE200 – Verb. 2
schaal 1:10

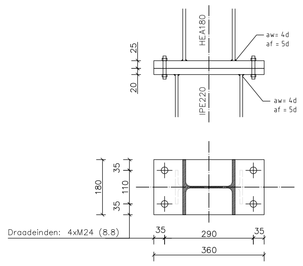

VERBINDING KOP/VOETPLAAT HEA180 EN IPE220 – Verb. 3
schaal 1:10

OPMERKINGEN:
–Maten in mm, tenzij anders vermeld
–Peilmaten in meters t.o.v. N.A.P., tenzij anders vermeld
–Hoeken in graden (360gr.)
–Staalkwaliteit stijlen, palen, voet- en koppplaten S235, thermisch verzinkt.
–Cassette Ecowand Planta, beide zijden met Kokosvezeldoek

DEFINITIEF

Bevestiging en constructieve onderdelen van het geluidsscherm dienen te bestaan uit verzinkt staal

Versie:	Datum:	Status :	Omschrijving :	Get.:
4	07.02.23	Controle	Indeling gewijzigd, profielen en verbindingen vlgs. ber.	M.S.
5	10.02.23	Definitief	Na akkoord controle	M.S.
6	14.02.23	Definitief	Scherm t.p.v. staanders 1 t/m 3 gewijzigd	M.S.

SANGER IBCT bv STAAL BOUWKUNDIG INGENIEURS
Postbus 224, 7600 AE Almelo
Twentepoort Oost 42-10, 7609 RG
Tel. 0546-539020 / Fax. 0546-539029
Email: info@sanger-ibct.nl

Constructeur: [redacted]
Tekenaar: [redacted]
Formaat: A1
Schaal: 1:50 / 1:10/ 1:5
Datum: 2023.01.05

onderdeel: Overzicht scherm 2
werk: Plan voor plaatsen van een geluidsscherm
werkadres: Deurne
opdrachtgever: BLM Wegenbouw

eurorail
geleiderail - beschermingsconstructies - geluidwerende systemen
postbus 62 - 8960 AB HASSELT - tel. 038-4773340 - fax. 038-4772394

project nr. Eurorail: 24014
project nr. Sänger IBCT: 22002.16
bladnr: C02