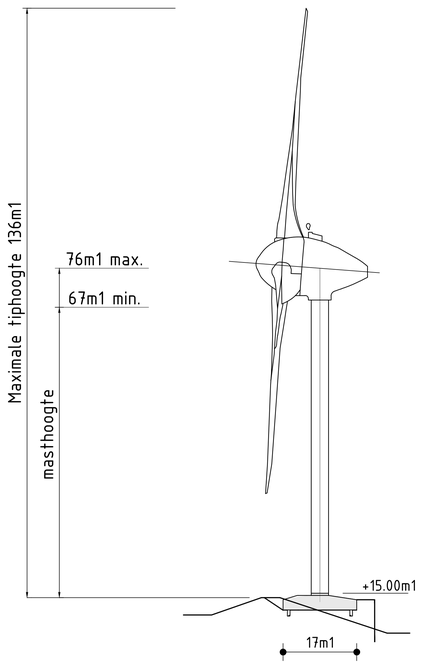

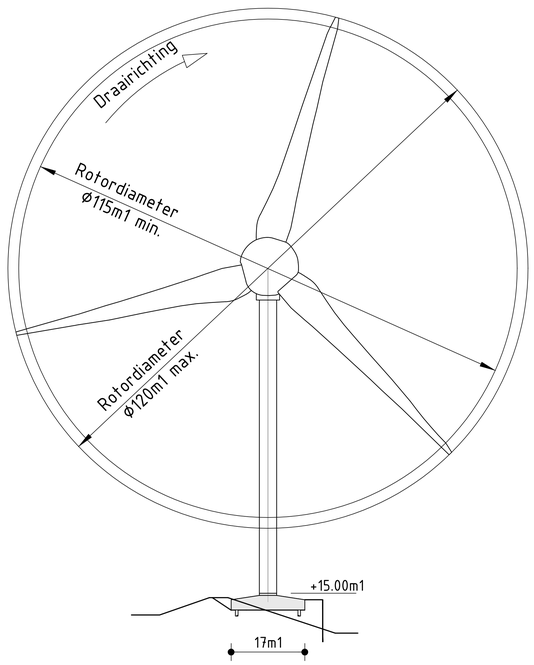

Windturbine Maasvlakte 2



Zijaanzicht Gondel

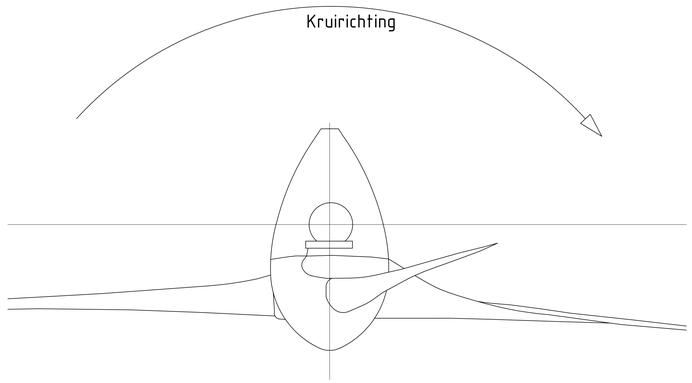

Bovenaanzicht Gondel

Indicatieve contouren gondelhuisaanzichten/
Indicatieve nacelle contours

Zijaanzicht/Side view	Vooraanzicht/Front view
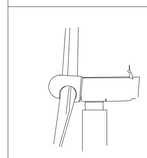	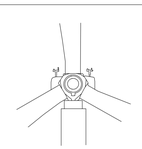
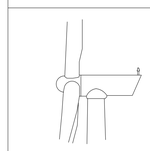	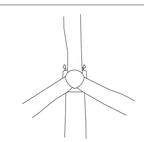
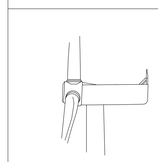	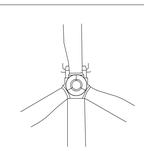
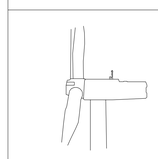	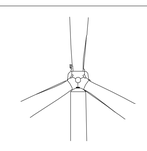
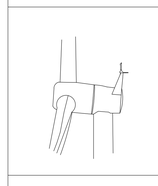	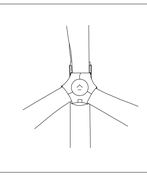
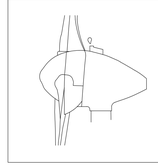	

Opmerking:

Bovenstaande tekeningen geven de grenzen van de afmetingen aan van de windturbines.
Tussenliggende afmetingen zijn mogelijk.

De beeldbepalende kenmerken van een windturbine zijn de as-hoogte, tiphoogte en rotordiamer.

Deze tekening is niet bedoeld om de vorm en afmeting van de nacelle/gondel en de mast vast te leggen.

Diepte en hoogte fundatie afhankelijk van grondonderzoek en type windturbine (definitieve fundatieontwerp).
Maaiveldhoogte t.p.v. windturbine.
Maaiveld nader te bepalen

Logo: Verhouding logo/gondel 1 : 3
Logo: Aan beide zijden van de gondel
Logo: Van toepassing voor alle gondeltypes

fact. no.	build.	ext.		Civ. engineer	project no.
717	B	29		[redacted]	P7012.388

title: Windturbines Maasvlakte 2
Aanzichten en Fundatie

fact./build. :
project: Harde zeewering deel 1

scale	dimensions in			doc. type	abbr.
n.v.t	m			15	PPD

rev.	date	by	dept	ckd
D				
C				
B				
A	2020-10-05	E.B	ENG.	
—	2020-05-08	E.B	ENG.	

Alt. doc. no.

Eneco Services bv
Postbus 2008,
3001 CA Zwolle
Tel.: +31 (0)38 49 2555
www.eneco.nl/services

EMMTEC
A GETEC GROUP COMPANY

size: A0– doc. no.: 3.113.185
sh. 1
3

No. div. AC2020 /EEBC location doc. no. K

51 N 39 E

Exported: 15.10.2020 09:31 J:\2020\Projecten\P7012388 AP Maasvlakte 3\15. Engineering\15.1. Bouwkunde & Civiel\15.1.3 Bestekteekeningen\P7012388_AP.dwg