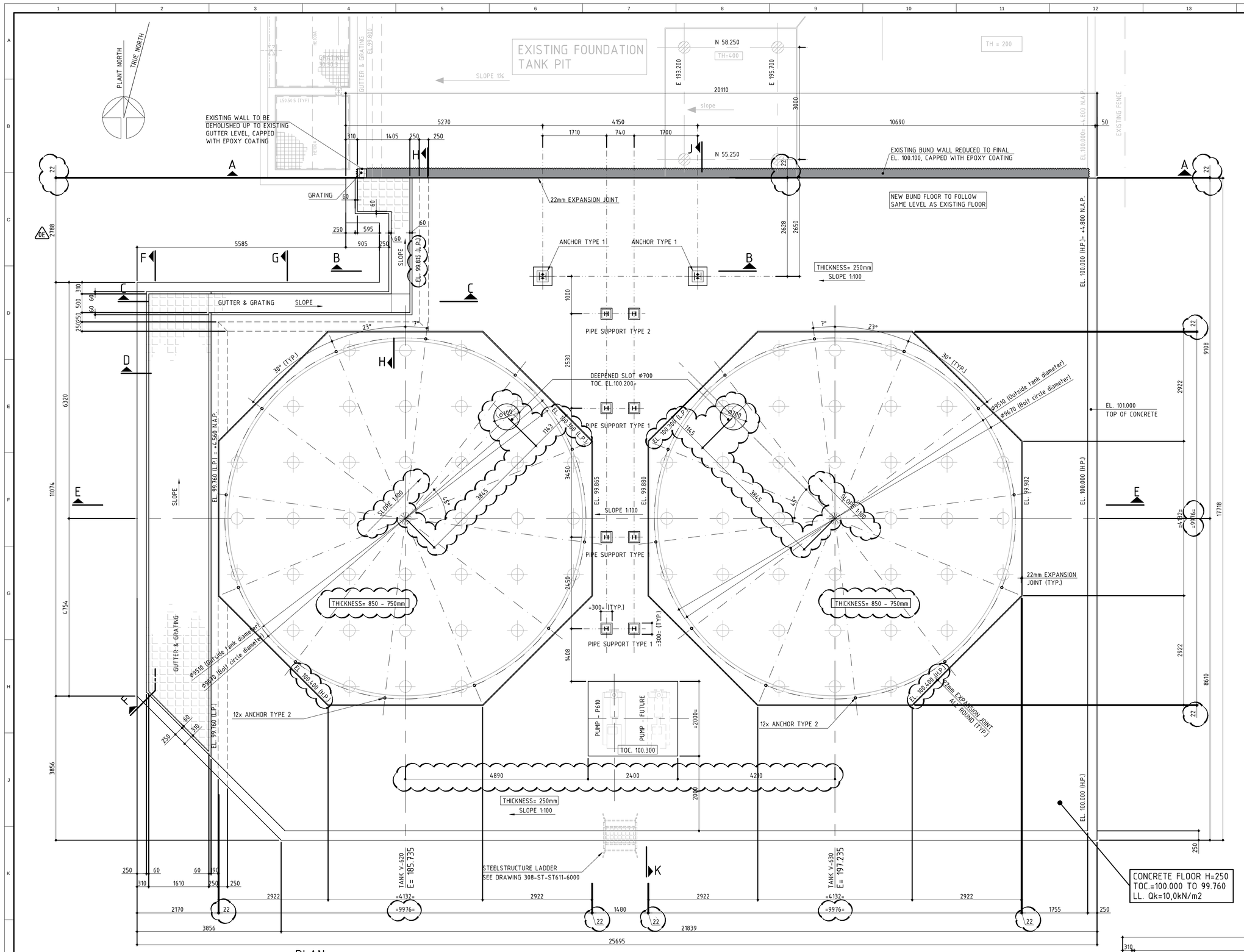

PLAN
SCALE 1 : 50

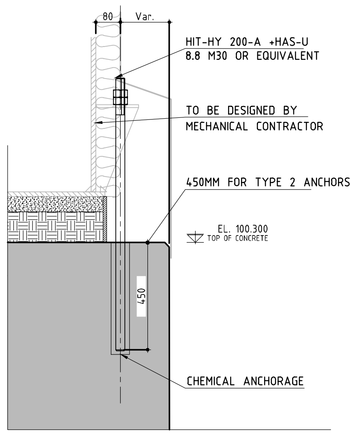

ANCHOR TYPE 2
SCALE 1 : 10

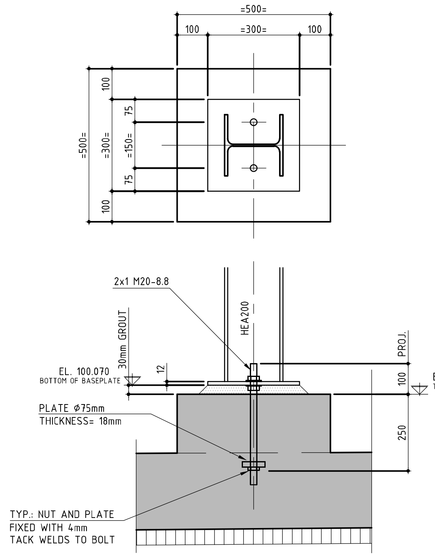

ANCHOR TYPE 1 (2x REQ.)
SCALE 1:10

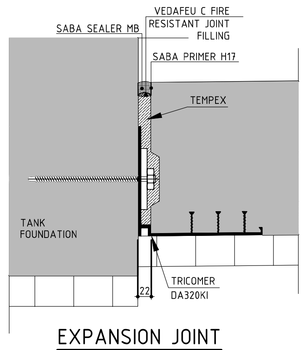

EXPANSION JOINT
SCALE 1:5

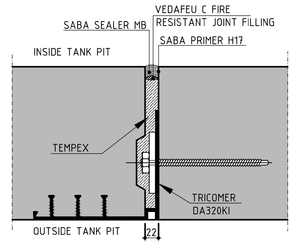

TYP. DETAIL 2 - WALL EXPANSION JOINT
SCALE 1 : 5
(JOINT BETWEEN WALL SECTIONS)

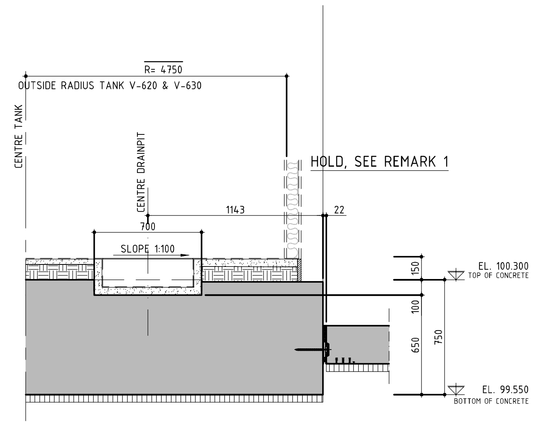

TYP. SECTION DRAINPIT TANKS (4x REQ.)
SCALE 1:20

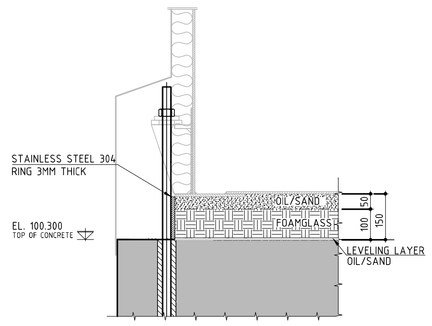

TYP. DETAIL TANK INSULATION
SCALE 1 : 10

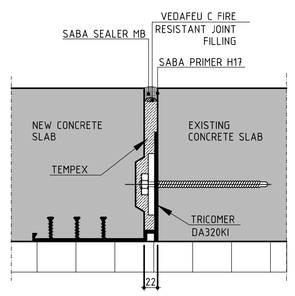

TYP. DETAIL 1 - EXPANSION JOINT
SCALE 1 : 5
(JOINT BETWEEN NEW/EXISTING WALL)

GENERAL NOTES

1. ELEVATION= EL. 100.000= +4.800 N.A.P.
2. COORDINATES & ELEVATIONS ARE GIVEN IN METRES.
3. DIMENSIONS ARE GIVEN IN MILLIMETRES.
4. IT IS NOT ALLOWED TO MEASURE FROM THIS DRAWING
5. ALL DIMENSIONS MUST BE CHECKED AT SITE
6. ALL STRUCTURAL STEEL HOT DIPPED GALVANIZED

LEGEND CONCRETE STRUCTURES

CONCRETE CONSTRUCTIONS EXECUTION ACCORDING, NEN-EN 206 AND NEN 8005 , NEN-EN 13670 and NEN-EN – 1992-series

Concrete class :	C30/37
Cement class :	CEM III/B 42,5 N-LH HS
Exposure class :	XC4, XD3, XF3 AND XA2
Drawn according NEN-3870	

Reinforcement class: B 500 B

ø4	overlap lv general	overlap lv upperbar
6	150	200
8	300	350
10	350	400
12	400	500
16	550	700
20	700	850
25	850	1050
32	1250	1550
40	1650	2050

Overlap in main reinforcement install staggered

- Laps in main reinforcement shall be placed alternated
- All recesses/openings smaller than 400 mm cut reinforcement and put amount mm2 cut way back along recesses /openings. For larger recesses/openings see drawing
- Reinforcement shall be bent or hairpins shall be added around the blockouts/openings

Position of the reinforcement in 1st and 2nd layer from outside

front/top 1st layer behind/bottom — front/top behind/bottom — front/top 2nd layer behind/bottom — front/top behind/bottom

The ▲ points to the middle of the construction

Concrete cover in mm on external reinforcement:

	bottom	top	side
Floor (slab)	50	50	50
Beam and console	50	50	50
Column			
Wall	50	50	50
Pedestal	50	50	50

Bunding:
2 bars lv x 1,2
3 bars lv x 1,5

Shape of stirrup

≤ 200	Upperbar when axis is more than 200 mm above underside and is less than 200 mm under upperside
≥ 200	

- ALL CONCRETE POURED ON SOIL TO BE PROVIDED WITH BLINDING CONCRETE 50 mm THICK. QUALITY C12/15
- ALL EXPOSED CONCRETE EDGES TO HAVE A 15x15 mm. CHAMFER UNLESS OTHERWISE NOTED.

≡ GRATING, 30x30 mm, BEARING BARS, 50x5 mm. HOT DIPPED GALVANISED STEEL

REFERENCE DOCUMENTS

- 308-FA-BUND600-6012 - SITE LAY-OUT - FOUNDATION TANKS V-620 & V-630, TANKPIT
- 308-FA-BUND600-6013 - PILING PLAN - TANK FOUNDATION V-620 & V-630
- 308-FA-BUND600-6015 - FOUNDATION TANKS V-620 & V-630, TANK PIT - REINFORCEMENT
- 308-EI-EL-Bund600-6000 - FOUNDATION TANKS V-620 & V-630, AREA 60 - EARTH PLAN

- 308-ST-ST611-6000 - STEEL STRUCTURE - LADDER OVER NEW TANKPIT
- 308-ST-ST600-6011 - AREA 6 PIPE STRUCTURE 55.25-58.25

REMARKS

1. SUMP INSULATION SHOWS A TYPICAL CONFIGURATION, FINAL DETAILS FOR CONSTRUCTION OF SUMP INSULATION WILL BE SHOWN ON THE TANK DRAWINGS (SUPPLIED BY TANK VENDOR) CONTRACTOR TO REQUEST TANK DRAWINGS FOR REFERENCE. INSULATION TO CONFORM TO CIN1
2. SECTIONS OF CONCRETE WHERE WALL IS DEMOLISHED TO BE CAPPED WITH EPOXY COATING FOR PROTECTION OF EXPOSED REINFORCEMENT

BEFORE EXECUTION CONTRACTOR MUST VALIDATE ALL EXISTING DIMENSIONS ON SITE. ANY ADJUSTMENTS DUE TO DISCREPANCIES MUST BE FIRST AGREED WITH HEXION

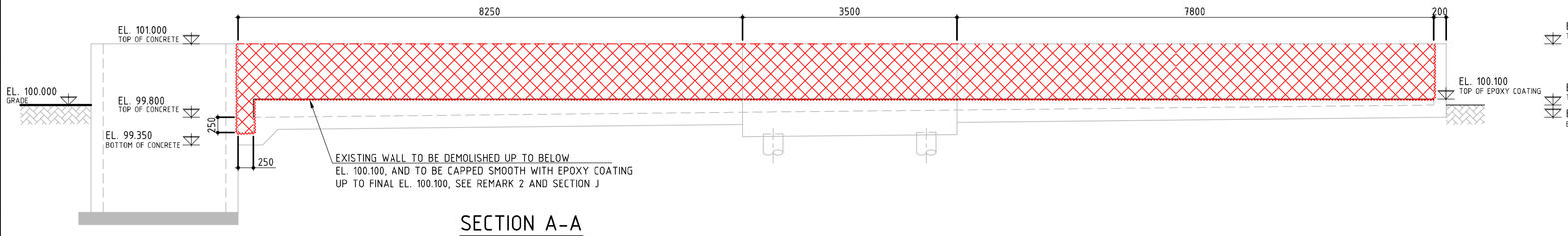

SECTION A-A
SCALE 1 : 50

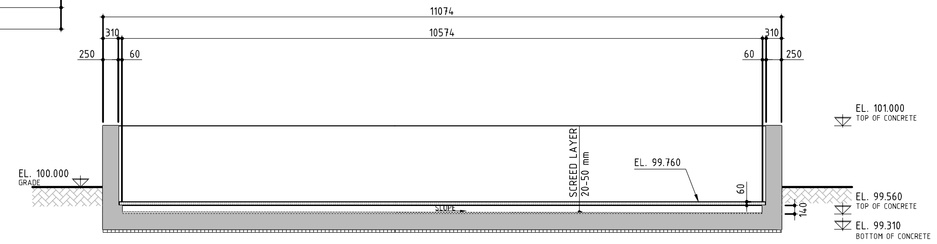

SECTION F-F
SCALE 1 : 50

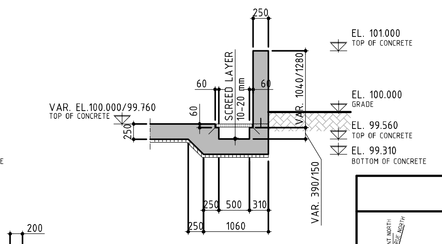

SECTION G
SCALE 1 : 50

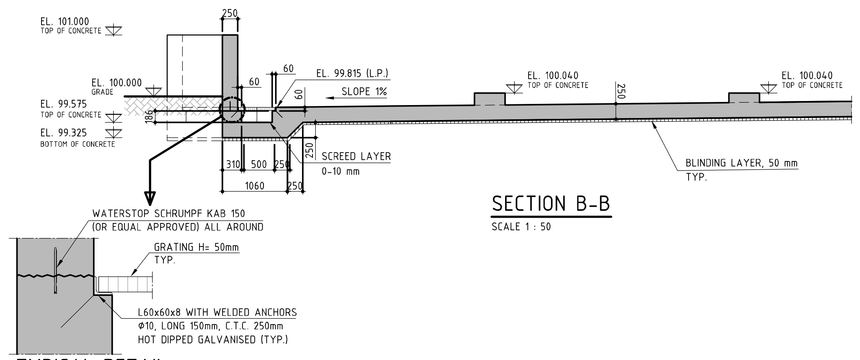

SECTION B-B
SCALE 1 : 50

TYPICAL DETAIL
SCALE 1 : 10

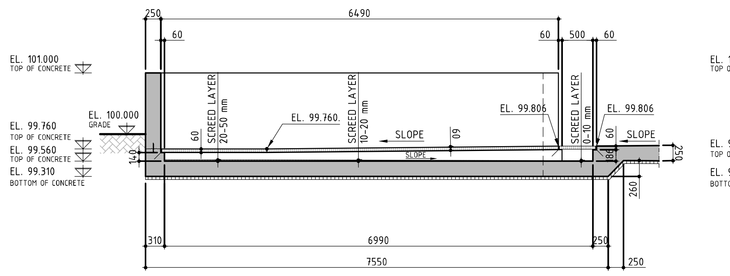

SECTION C-C
SCALE 1 : 50

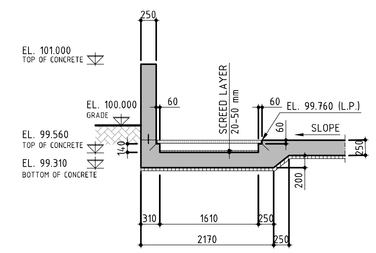

SECTION D
SCALE 1 : 50

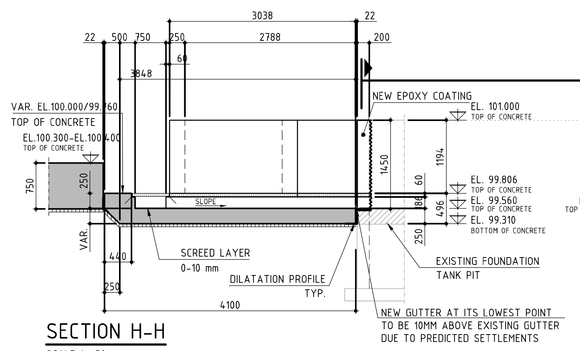

SECTION H-H
SCALE 1 : 50

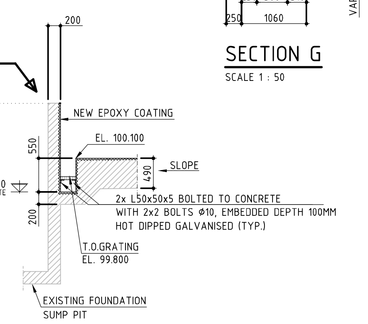

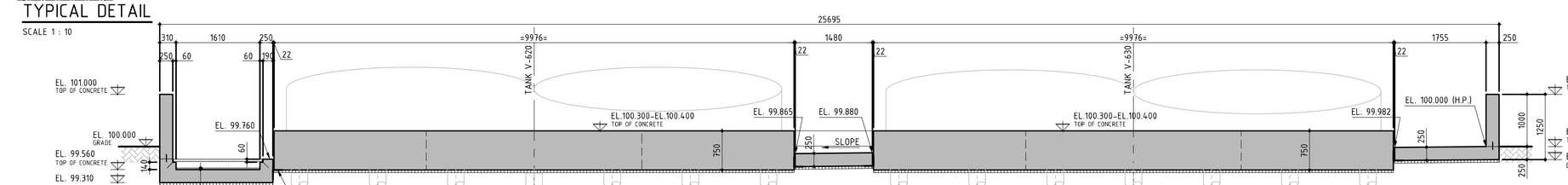

SECTION E-E
SCALE 1 : 50

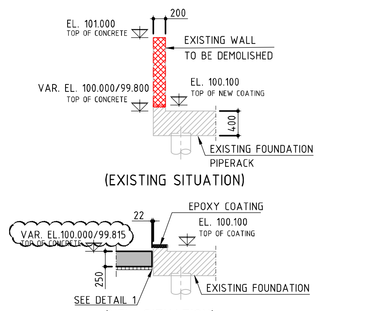

SECTION J
SCALE 1 : 50

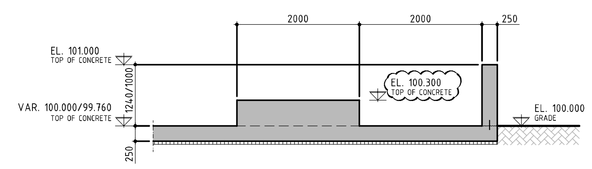

SECTION K
SCALE 1 : 50

KEYPLAN

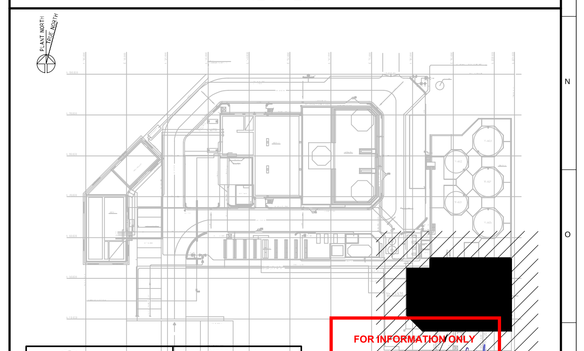

FOR INFORMATION ONLY
09-Jul-2020
TEBODIN

REV.	DATE	DESCRIPTION	DRAWN	CHECKED	APPROVED
0F	10-07-2020	CHANGE FOUNDATION, REMOVAL DILATATIONS	LTEI	BLEE	HMER
0E	21-04-2020	RELEASED FOR CONSTRUCTION	BLEE	GJAS	SBTI
0D	28-01-2020	TYPE 1 CHANGED	KTNG	BLEE	SBTI
0C	20-12-2019	REVISED	GJAS	BLEE	SBTI
0B	01-11-2019	REVISED	LTEI	BLEE	SBTI
0A	23-08-2019	FIRST ISSUE	KTNG	BLEE	SBTI

CLIENT: HEXION BV

PROJECT: FORMALINE STORAGE BUND

TITLE: FOUNDATION TANKS V-620 & V-630 TANK PIT FORMWORK

OFFICE	DISC.	SCALE	SIZE	ORDERNUMBER	SUB	DRAWINGNUMBER	SHT	OF	REV.
SCHIEDAM	313	1:50/20	A0	T53591	01	308-FA-BUND600-6014	1	1	0F

© TEBODIN 2019