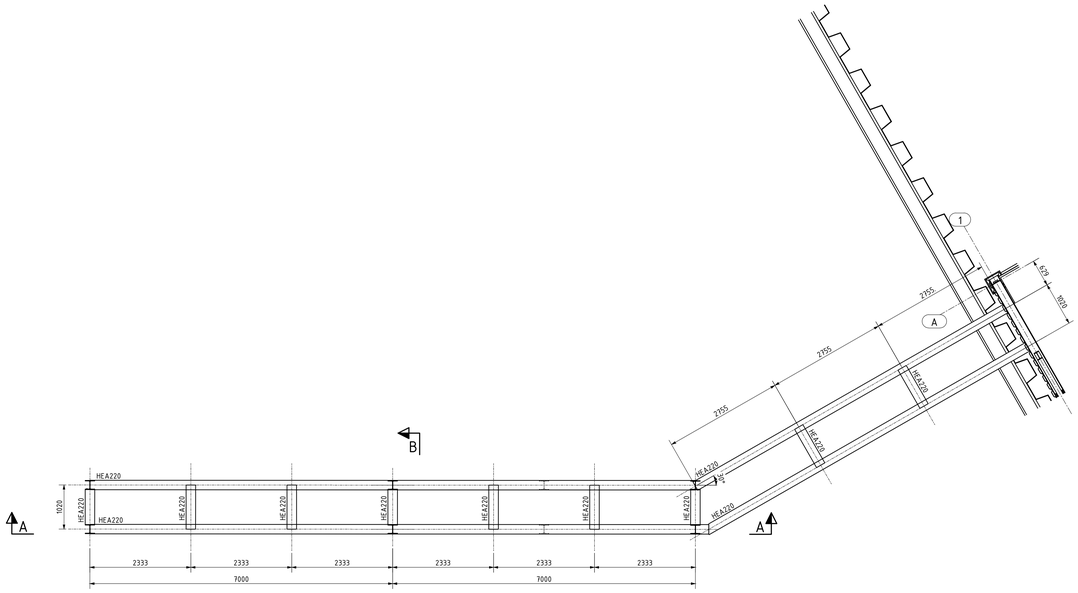

PLAN VIEW LEIDINGBRUG
SCALE: 1:50

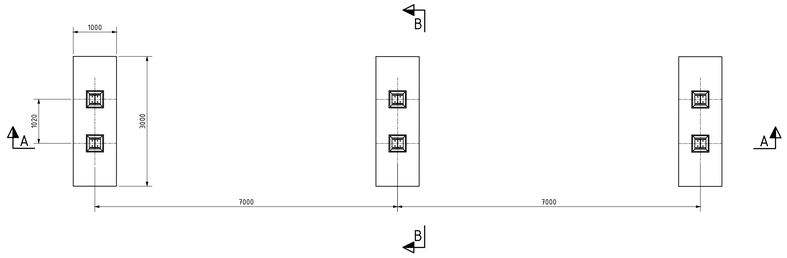

PLAN VIEW LEIDINGBRUG FUNDATIE
SCALE: 1:50

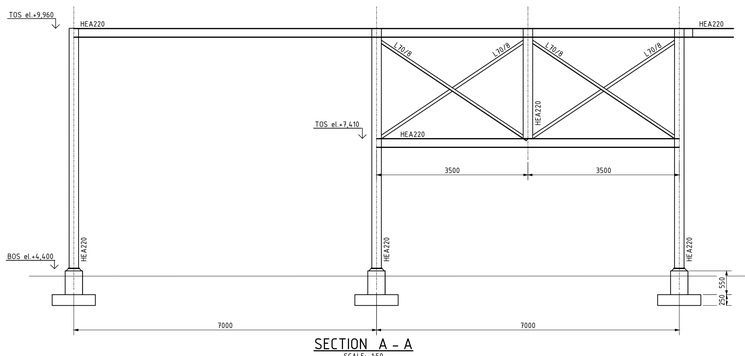

SECTION A - A
SCALE: 1:50

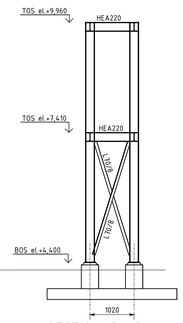

SECTION B - B
SCALE: 1:50

SITUATIE

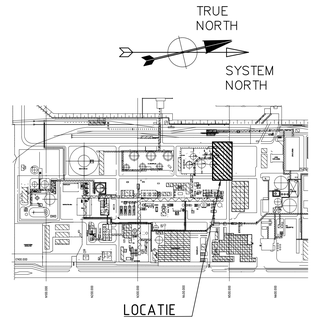

ALGEMENE OPMERKINGEN

ALLE MATEN IN MILLIMETERS, PEILMATEN IN METERS T.O.V. NAP
MAAIVELD= CA. +4.800 +N.A.P.

STAALKWALITEIT: S235JR
BOUTKWALITEIT: 8.8
ALLE LASSEN MIN. a=4mm. (TENZIJ ANDERS AANGEGEVEN)

CONSERVERING STALEN ONDERDELEN CONFORM SOW 4.002.510

◥ MOMENT CONNECTION

TOS= TOP OF STEEL
BOB= BOTTOM OF BASEPLATE

BIJBEHORENDE TEKENINGEN

4.002.929	BESTAANDE SITUATIE
4.002.930	NIEUWE SITUATIE
4.002.931	GEOTECHNISCH GRONDONDERZOEK
4.002.932	PLATTEGRONDEN
4.002.933	AANZICHTEN EN DOORSNEDEN

VOOR COMMENTAAR

REV.	DATE	DESCRIPTION	DRAWN	CHECK	APP'D
0A	05-04-'19	VOOR COMMENTAAR	BRS	AOP	ZEB

DOCUMENT NR. : 4.002.934

foct. no. | build. | ext. | project no.

title: RELOCATION TAR LOADING LEIDINGBRUG
foct./build. : ROTTERDAM-BOTLEK
project: —

rev.	date	by	dspl	ckd
—				

scale 1:50 | dimensions in mm | Arm. proj. | doc. type | abbr. | location doc. no.

ShinEtsu VCM

size | doc. no. AO-4.002.934 | sh. 1

94-03 AC2018/ 57.16.39 E