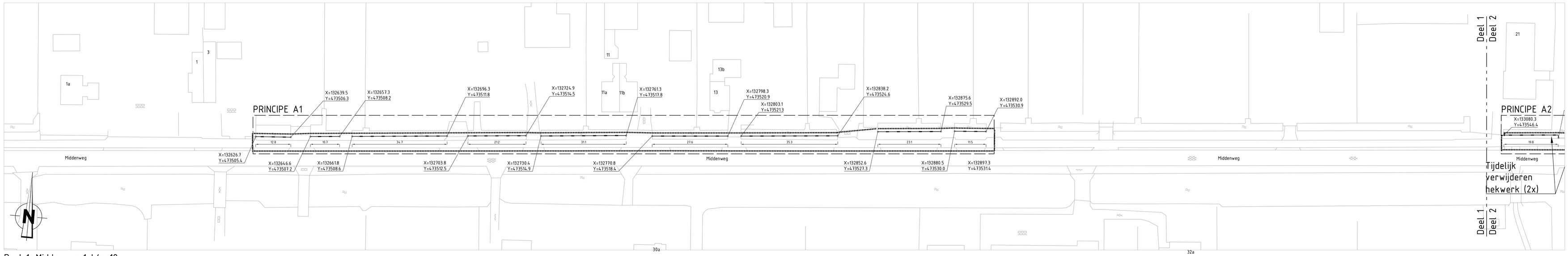

Deel 1: Middenweg 1 t/m 19
Schaal 1:500

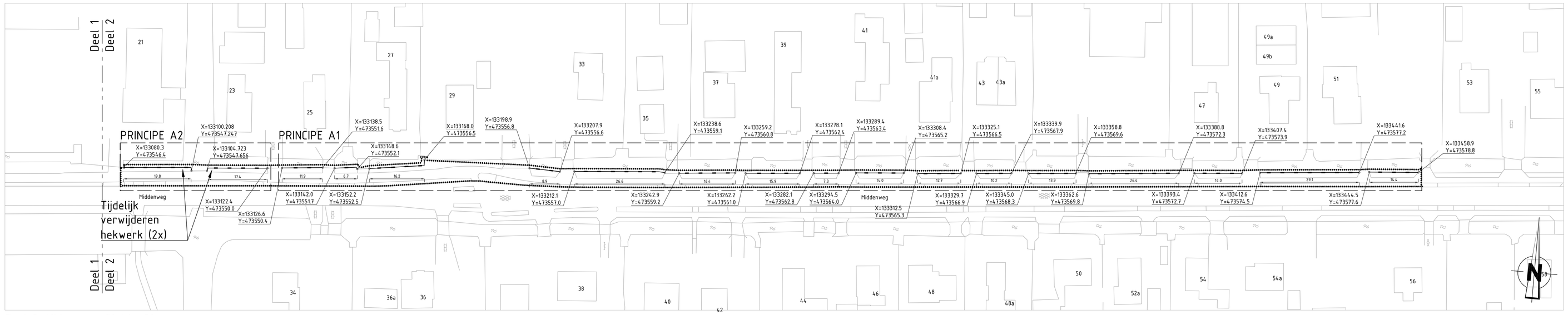

Deel 2: Middenweg 21 t/m 51
Schaal 1:500

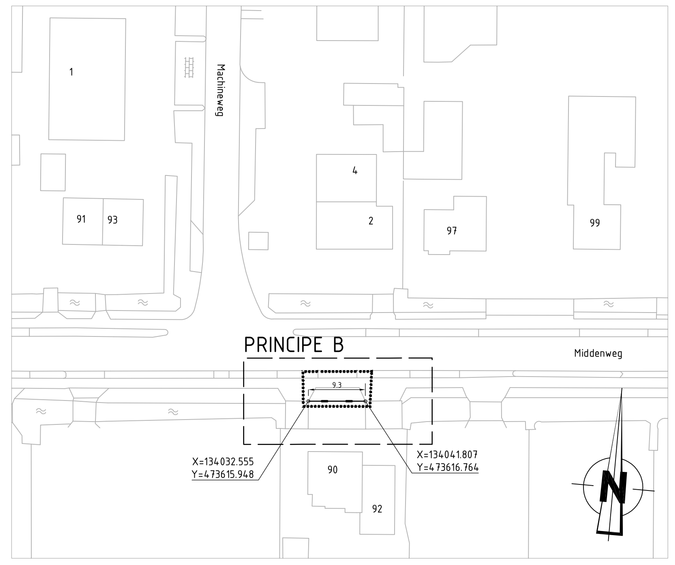

Deel 3: Middenweg 90 t/m 92
Schaal 1:500

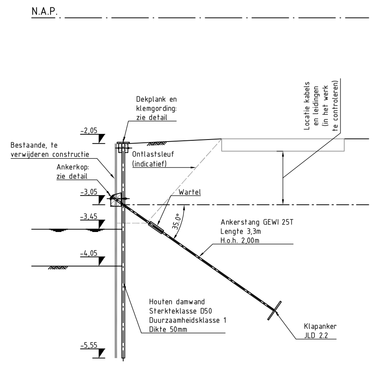

Principe A1 & B: Doorsnede
Schaal 1:50

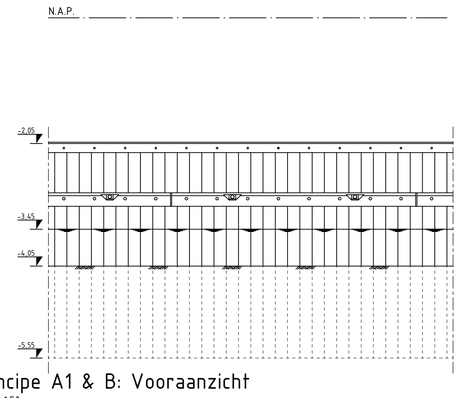

Principe A1 & B: Vooraanzicht
Schaal 1:50

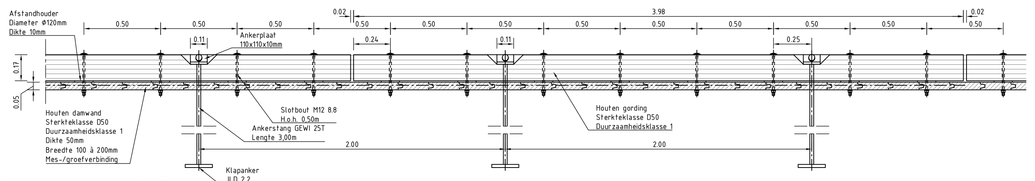

Principe A1 & B: Bovenaanzicht
Schaal 1:20

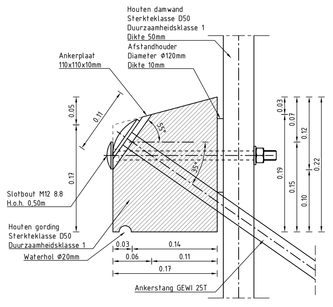

Principe A1 & B: Detail ankerkop
Schaal 15

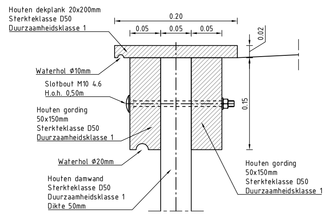

Principe A1 & B: Detail klemgording
Schaal 15

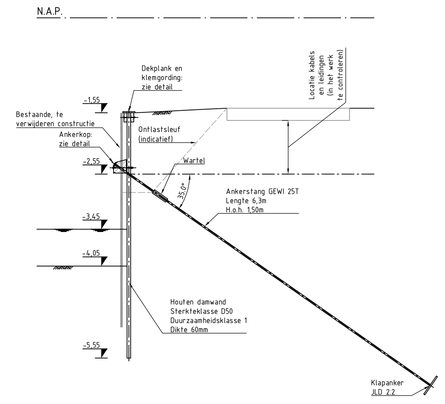

Principe A2: Doorsnede
Schaal 1:50

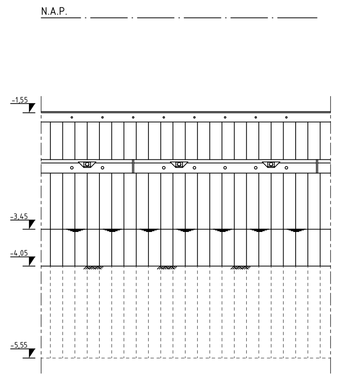

Principe A2: Vooraanzicht
Schaal 1:50

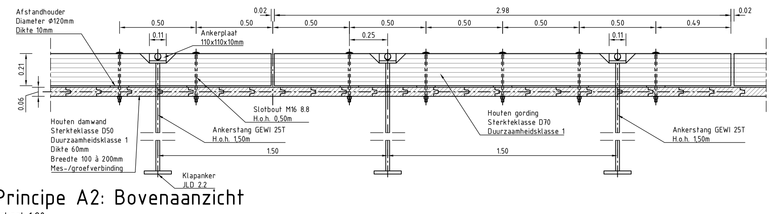

Principe A2: Bovenaanzicht
Schaal 1:20

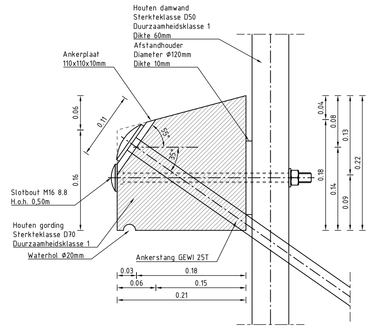

Principe A2: Detail ankerkop
Schaal 15

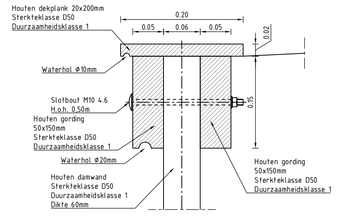

Principe A2: Detail klemgording
Schaal 15

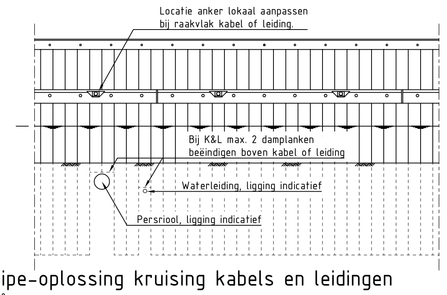

Principe-oplossing kruising kabels en leidingen
Schaal 1:50

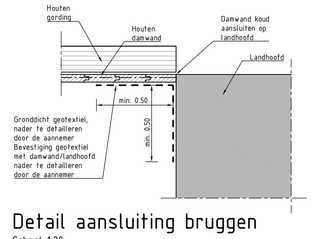

Detail aansluiting bruggen
Schaal 1:20

Legenda

- Bestaande situatie
- Vervangen damwand
- Werkgrens

Opmerkingen:
- Maten in meters, tenzij anders vermeld.
- Hoogtematen in meters t.o.v. N.A.P., tenzij anders vermeld.
- Voor indeling ankergordingen, ankers en slotbouten zie tekening INFR170254-003
- Voor kabels en leidingen zie tekening INFR170254-002

REV.	DATUM	OMSCHRIVING REVISIE	GETEKEND	GECONTR.	GEZIEN
02	06-07-2017	Damwand t.p.v. brug nabij huisnr. 21/23 aangepast	SV	CS	HJW
01	13-06-2017	Diverse aanpassingen	SV	CS	HJW

OPDRGEVER: Gemeente Wijdemeren

PROJECT: Vervangen damwand Middenweg Nederhorst den Berg

ONDERDEEL: Overzicht, aanzichten en details Middenweg 1 t/m 51 & Middenweg 90 t/m 92

Iv-Infra
Iv-Infra b.v.
Trapezium 322
3364 DL Sliedrecht
P.O. Box 135
3360 AC Sliedrecht
Nederland
Telephone +31 88 943 3200
www.iv-infra.nl

OMSCHR./ VERSIE: 02 Definitief			
DATUM: 10-05-2017	GECONTROLEERD: C.T.J.D.M. Steenbergen	PROJECTNR:	INFR170254
GETEKEND: R. Saija	GEZIEN: H.J. Wolters	TEKENINGNR:	001
STATUS: Definitief	SCHAAL: zie tek.	BLADNR:	1/1
DEZE TEKENING IS EIGENDOM VAN IV-INFRA B.V. ZONDER DE VOORAFGAANDE SCHRIFTELIJKE TOESTEMMING MAG DEZE OF GEHEEL NIET WORDEN GEKOPIEERD OF OPENBAAR GEMAAKT.	FORMAAT: A0		

Tekeningnr. 001 01 01 Overzichtstekening.dwg