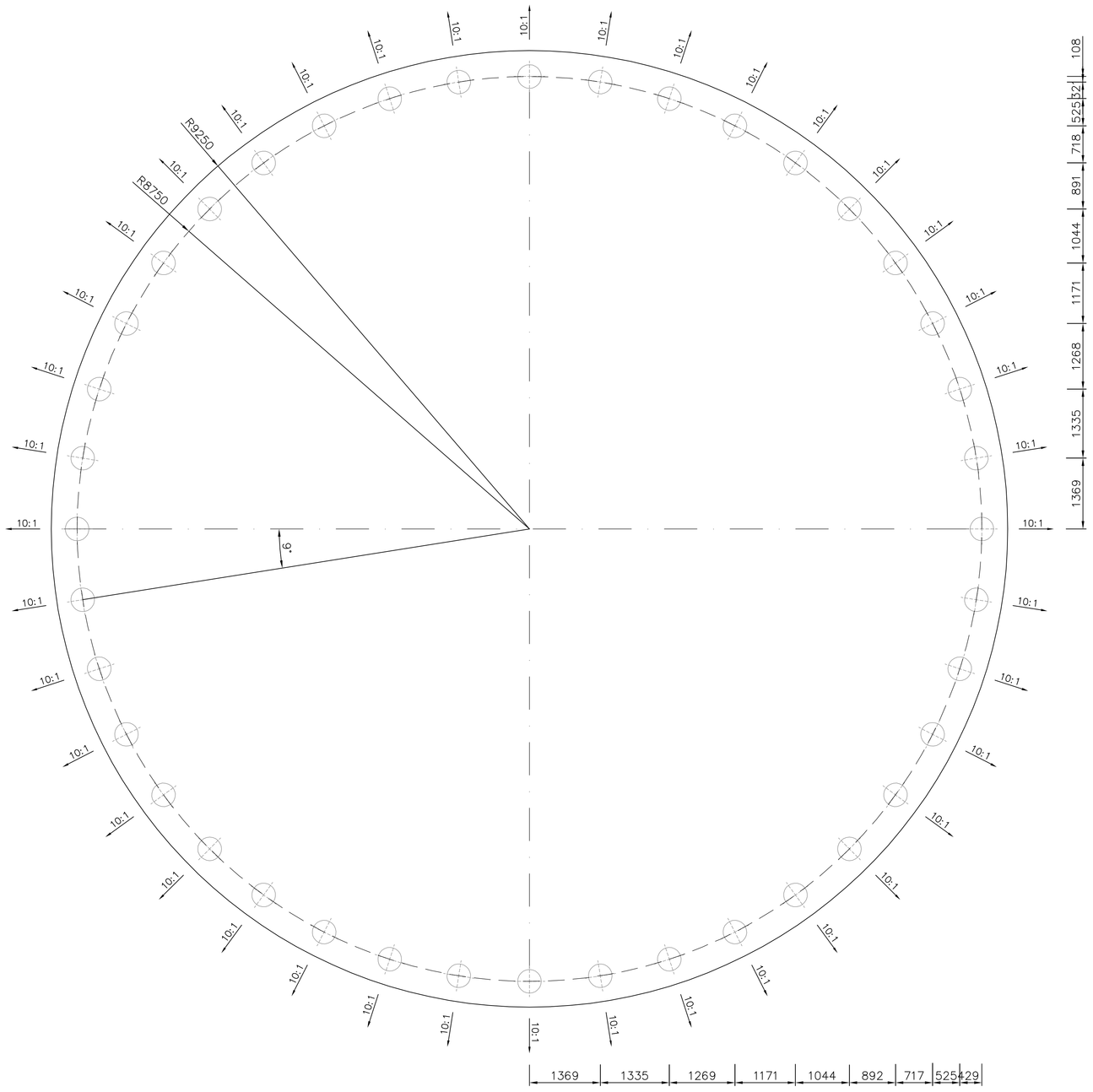

pile plan
palenplan
scale / schaal 1:50

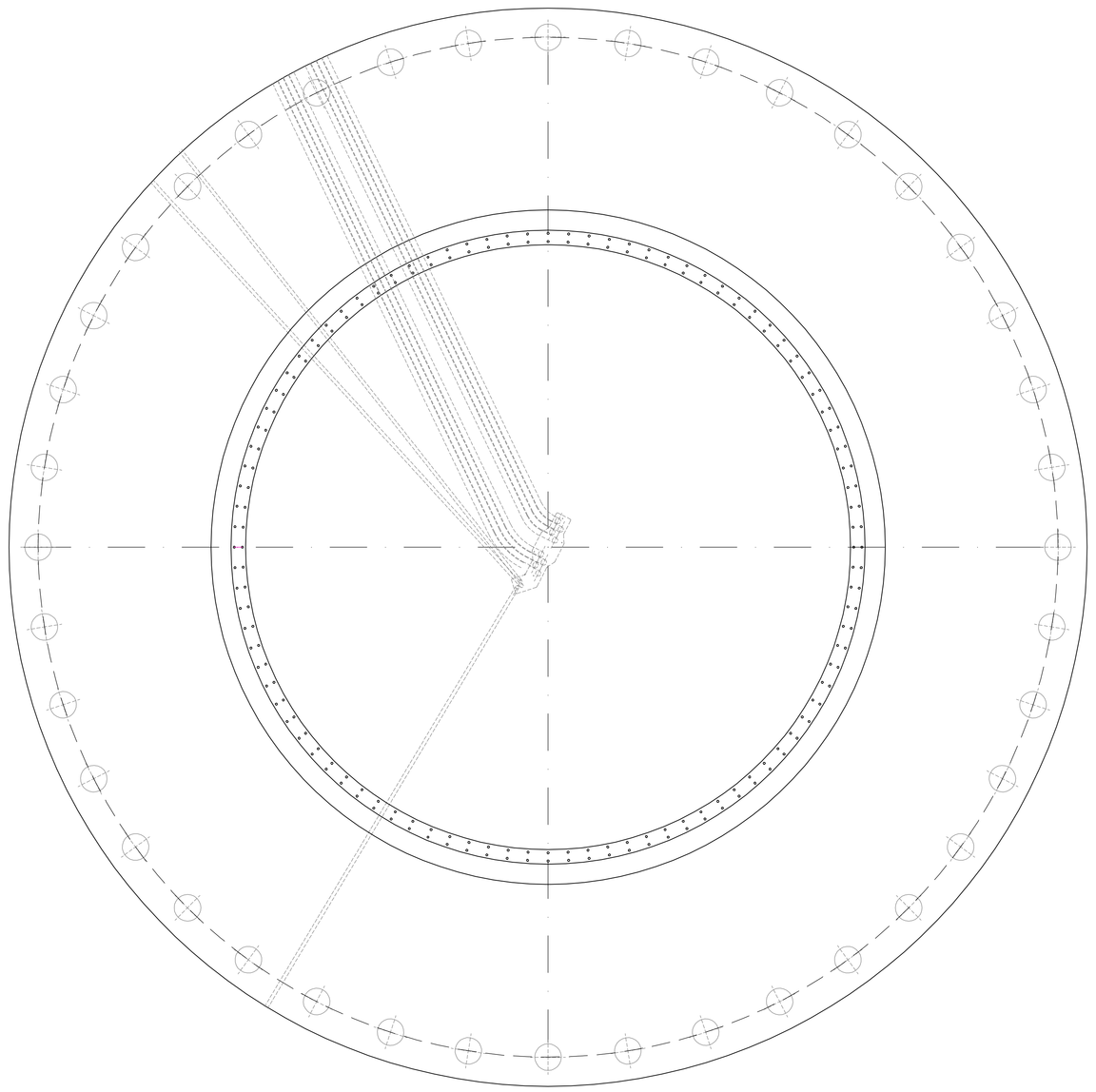

foundation section, conduits and earthing system
add Dutch text: Fundering inclusief ankerkrans, mantelbuizen en aardingsvoorziening
scale / schaal 1:50

Reference drawings and documents Lagerwey
Referentie tekeningen en documenten Lagerwey
Lagerwey load document: Foundation design requirements L136 4 MW-132m IEC wind class II, document ID: M08-C2-30-10397-R0, Revision Date: 23-11-2015

Reference drawings and documents Royal HaskoningDHV
Referentie tekeningen en documenten Royal HaskoningDHV
- Referentie-ontwerp fundering L136 4MW-132m IEC II, document ID: BE3322_M&WN001D01

GENERAL REMARKS

Design assumptions
Ontwerp uitgangspunten

- Bottom foundation 1 meter below ground level.
- Onderkant fundering op 1 meter beneden maaiveldniveau.
- Groundwater level 0,5 meter below ground level.
- Grondwaterstand 0,5 meter onder maaiveld.
- Soil conditions used for the preliminary design are based on average soil conditions in the Netherlands, refer to Referentie-ontwerp fundering L136 4MW-132m IEC II, document ID: BE3322_M&WN001D01.
- Grond parameters gebruikt voor het voorlopige ontwerp zijn gebaseerd op een gemiddelde grondslag in Nederland, zie ook Referentie-ontwerp fundering L136 4MW-132m IEC II, document ID: BE3322_M&WN001D01.
- Final design dependant on soil conditions, location, area codes, etc.
- Definitieve ontwerp hangt af van de ondergrond, locatie, lokaal toepasbare ontwerp codes, etc.

Concrete quality: C30/37
Betonkwaliteit: C30/37
Rebar quality: B500B
Wapeningsstaal: B500B
Concrete volume ~ 550m3
Betonvolume ~ 550m3

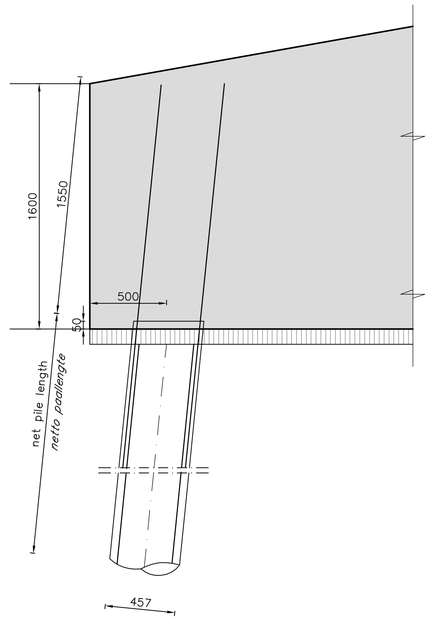

general pile detail
algemeen paaldetail
scale / schaal 1:20

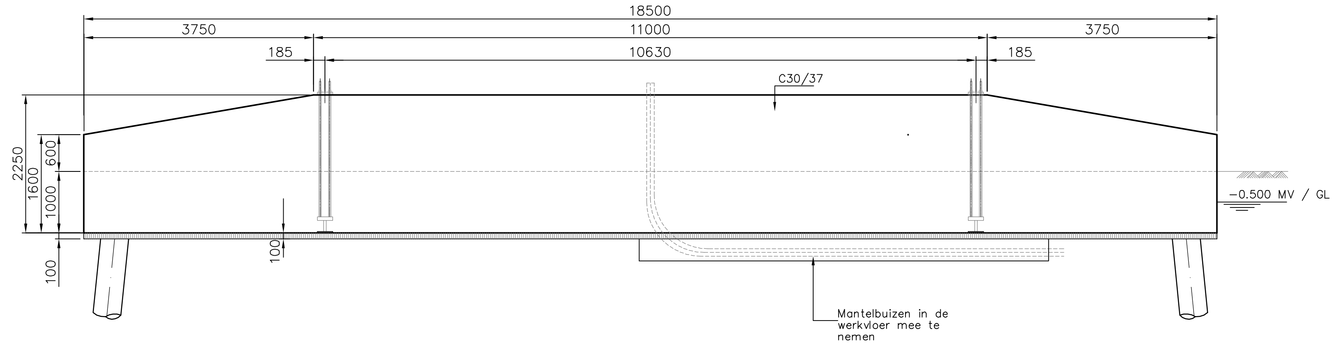

Typical Section
doorsnede
scale / schaal 1:50

K							
J							
I							
H							
G							
F							
E							
D							
C							
B							
A							
0	21–12–2015	VO	2	NU	GdG	PZ	Voorlopig Ontwerp / Preliminary Design
rev.	date / *datum*	phase *fase*	status	drawn *get.*	check	approved	description / *omschrijving*

C/U

phase/*fase*

phase description: PD=Preliminary Design, FD=Final Design, T=Tender, C=Construction
fase verklaring: *VO=Voorlopig Ontwerp*, *DO=Definitief Ontwerp*, *B=Bestek*, *U=Uitvoering*

status description: 1=intern, 2=concept, 3=valid, 4=approved, 5=contract, 6=revision
statusverklaring: 1=intern, 2=concept, 3=geldend, 4=goedgekeurd, 5=contract, 6=revisie

Royal HaskoningDHV
Enhancing Society Together
P.O. Box 1132 3800 AEAmersfoort – The Netherlands
Laan 1914 no. 35 3818 EXAmersfoort – The Netherlands
tel. +31 33 468 20 00
fax +31 33 468 28 01
e-mail info@rhdhv.com
internet www.rhdhv.com

Supplier/*leverancier*: Lagerwey Systems
Client/*opdrachtgever*: Lagerwey Systems

Lagerwey Wind

project: Reference Design Foundation/Referentie Ontwerp Fundering
type: L136 4MW-132m IEC II
part/*onderdeel*: Preliminary Design Foundation on Piles / Voorlopig Ontwerp Fundering op Palen

checked by *gecontroleerd door*: **M. Roos**
project manager *project leider*: **P. van Zanten**
structural engineer *constructeur*: **G.A.O.P. de Groen**

project no.	sub no.	scale/*schaal*	size/*formaat*
BE3322	101	1:50	A0

code	project	page/*bladnummer*	type
L	BE3322	01	V