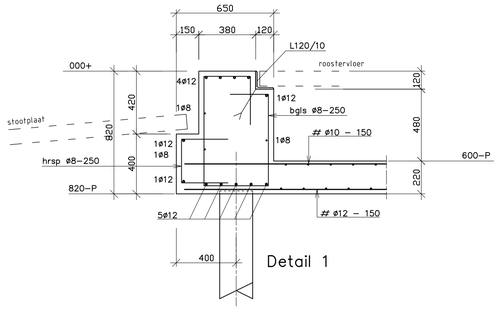

Detail 1

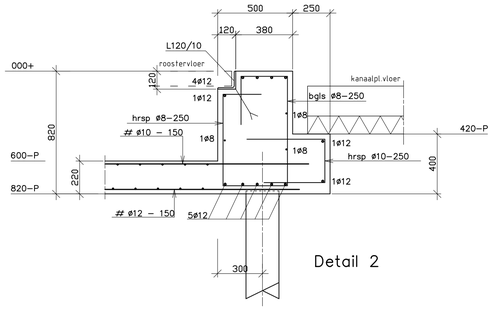

Detail 2

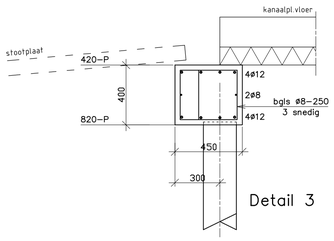

Detail 3

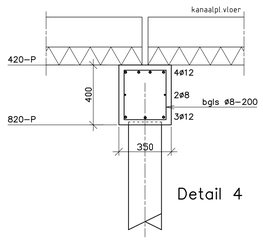

Detail 4

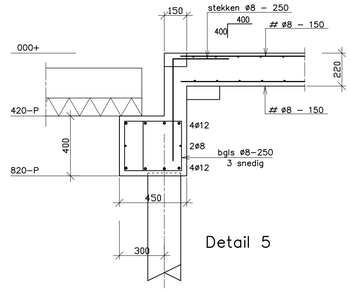

Detail 5

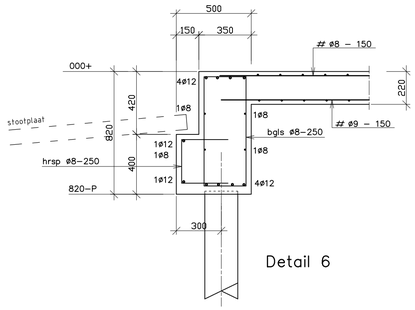

Detail 6

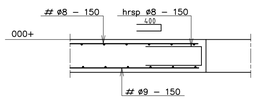

Detail 7

hrsp rondom de sparing aanbrengen

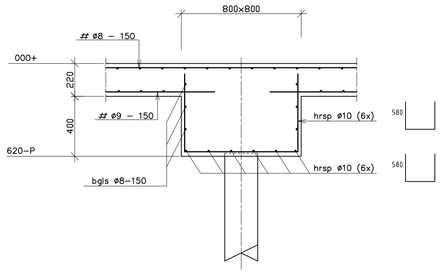

Detail 8

Eenpaalspoer P1 (8x uitv.)

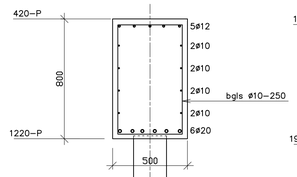

Detail 9

Tweepaalspoer P2 (3x uitv.)

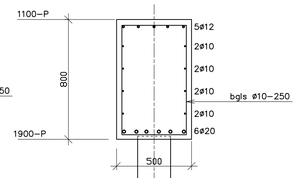

Detail 10

Tweepaalspoer P3 (1x uitv.)

uiteinde onderwapening Ø20 ombuigen:

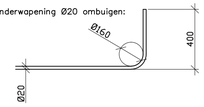

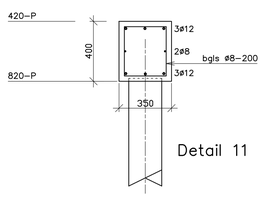

Detail 11

In te storten hoeklijnen: thermisch verzinken vlg. EN–ISO 1461
voorzien van in te storten ankerstrippen

Algemene bepalingen betonconstructies

Beton: sterkteklasse C20/25

Cement: Hoogoven CEMIII/B 42.5 LH/HS
Consistentiegebied: 3 (zetmaat = 100 mm)
Staal: B500B
Ontkisten: x̄3= 3.5 N/mm2 (onbelast)
x̄3= 14 N/mm2 (belast)

werkvloer onder fundering: 50 mm cement 200 kg/m^2
werkvloer onder vloer: 50 mm cement 200 kg/m^3

Milieuklasse: bovenzijde XC4
onderzijde XC2

Betondekking:
balken 350x400 : bovenkant 35 mm
onderkant 35 mm
zijkant 40 mm
overige balken: bovenkant 35 mm
onderkant 35 mm
zijkant 35 mm
vloeren: bovenkant 35 mm
onderkant 30 mm
zijkant 35 mm

Betonvloeren vloeistofdicht uitvoeren
Vloerwapening: B-netten toepassen (met stekeinden)

laslengten vloerwapening: Ø8 = 400 mm
Ø9 = 450 mm
Ø10 = 500 mm
Ø12 = 600 mm
laslengten balkwapening: Ø12: bovenwapening = 950 mm
onderwapening = 600 mm

Betonwerk uitvoeren vlg. Eurocode

beugels ø8

Beugelvorm
buigstraal min. 16 mm

beugels ø10

Beugelvorm
buigstraal min. 20 mm

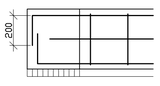

Balkbeëindiging
bovenwapening omlaag buigen
onderwapening omhoog buigen

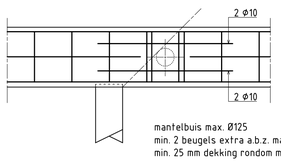

mantelbuis max. Ø125
min. 2 beugels extra a.b.z. mantelbuis
min. 25 mm dekking rondom mantelbuis

Principedetail doorvoer

INGENIEURSBUREAU RIJNDERS & DE GROOT
Graslaan 31 1761 LN Anna Paulowna
Tel.: 0223-523745 E-mail: info@irgk.nl

werknr: 15.121 datum: 28-05-2015
get.: HdG formaat: A1
schaal: 1 : 20 blad:

Opdrachtgever : MTP Stolpen BV

Project : Nieuwbouw tankstation
Parallelweg De Stolpen

Onderdeel : Details Fundering en Vloeren

A	18-09-2015	
B		
C		
D		

C03