N.A.P. 2.00 m
DWARSPROFIEL 001

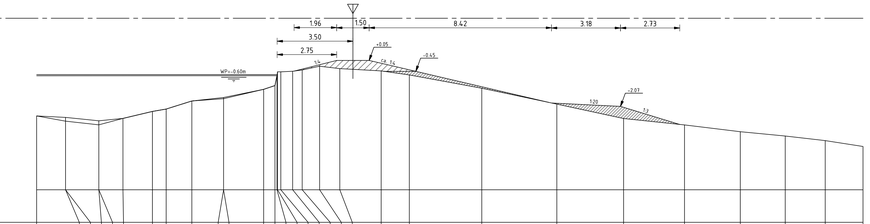

1 : 100 / 1 : 100

AFSTAND TOT HET NULPUNT	14.08	15.41	15.41	16.94	18.06	19.42	20.05	21.24	22.70	22.70	24.55	25.07	25.17	25.19	25.34	25.44	25.60	26.33	27.13	28.07	29.98	31.27	34.62	38.08	41.16	43.98	46.55	48.62	50.47	52.21
HOOGTE T.O.V. N.A.P.	-2.51	-2.50	-2.75	-2.73	-2.92	-2.60	-2.38	-2.19	-1.82	-1.66	-1.71	-1.28	-1.11	-0.65	-0.47	-0.47	-0.49	-0.39	-0.21	-0.32	-0.43	-0.42	-1.23	-1.96	-2.63	-2.92	-3.24	-3.44	-3.45	-3.92

N.A.P. 2.00 m
DWARSPROFIEL 005

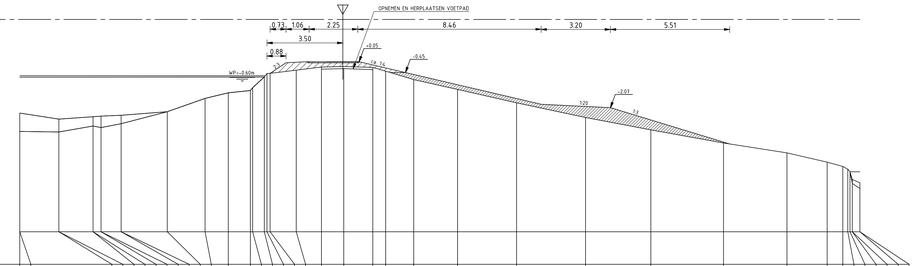

1 : 100 / 1 : 100

AFSTAND TOT HET NULPUNT	27.24	27.24	29.94	29.94	30.62	30.62	30.69	30.69	31.92	31.92	34.66	35.19	36.86	37.88	37.99	38.52	38.65	38.79	40.00	41.16	42.19	43.53	44.12	45.42	47.45	50.17	53.35	56.36	59.72	62.63	64.50	65.23	65.45	65.55	65.66	65.66	64.41	64.41
HOOGTE T.O.V. N.A.P.	-2.32	-3.17	-2.60	-3.20	-2.92	-2.49	-2.95	-2.60	-2.42	-2.81	-2.26	-1.45	-1.39	-1.20	-1.15	-0.66	-0.49	-0.40	-0.34	-0.19	-0.17	-0.21	-0.39	-0.78	-1.23	-1.85	-2.53	-3.10	-3.70	-4.16	-4.59	-4.79	-4.76	-5.03	-5.39	-5.57	-5.54	-5.38

N.A.P. 2.00 m

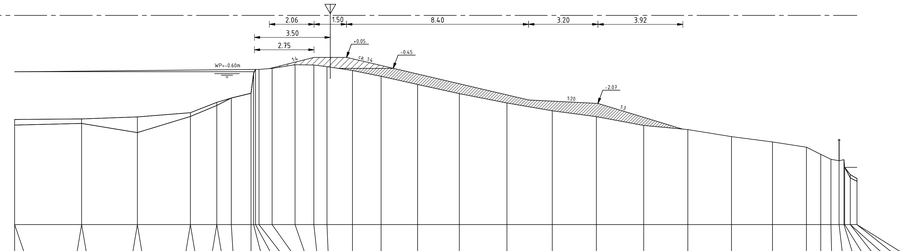

1 : 100 / 1 : 100

AFSTAND TOT HET NULPUNT	12.88	12.88	15.97	15.97	18.54	18.54	20.99	20.99	22.21	22.21	22.88	23.79	23.91	24.40	24.44	24.74	25.82	26.49	27.29	28.47	29.79	31.48	33.40	35.60	37.69	39.73	41.91	43.95	45.96	47.86	49.42	50.08	50.55	50.90	51.15	51.19	51.44	51.44	51.74	51.75
HOOGTE T.O.V. N.A.P.	-2.81	-3.06	-2.78	-2.99	-2.69	-3.04	-2.49	-2.67	-2.82	-2.16	-1.82	-1.60	-0.68	-0.49	-0.55	-0.45	-0.28	-0.29	-0.37	-0.55	-0.81	-1.19	-1.61	-2.24	-2.41	-2.68	-3.08	-3.27	-3.60	-3.85	-4.09	-4.42	-4.64	-4.71	-4.66	-4.58	-4.55	-4.54	-5.33	-5.66

N.A.P. 2.00 m
DWARSPROFIEL 006

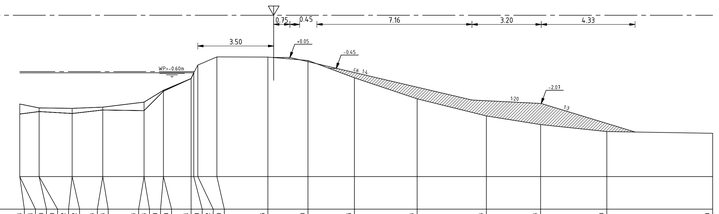

1 : 100 / 1 : 100

AFSTAND TOT HET NULPUNT	23.71	23.71	24.40	24.40	26.12	26.12	27.54	27.54	29.44	29.44	30.33	30.33	31.61	31.73	31.92	32.18	35.15	37.00	39.15	42.24	45.24	47.74	50.80	55.68
HOOGTE T.O.V. N.A.P.	-2.13	-2.56	-2.28	-2.44	-2.39	-2.54	-2.24	-2.37	-2.21	-2.42	-2.46	-2.51	-2.92	-2.66	-2.53	-2.48	0.07	-1.09	-1.89	-1.86	-2.65	-2.85	-3.37	-3.45

N.A.P. 2.00 m
DWARSPROFIEL 003

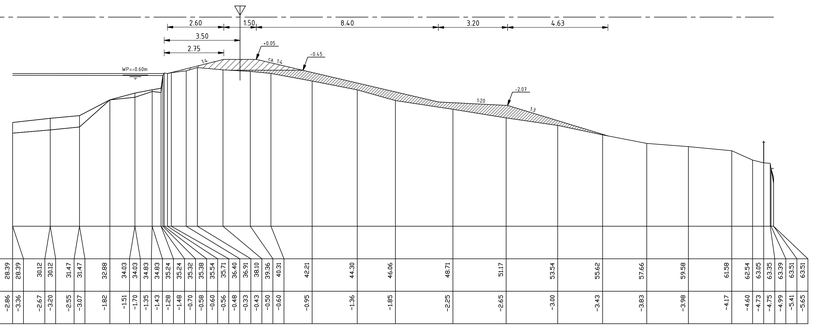

1 : 100 / 1 : 100

AFSTAND TOT HET NULPUNT	28.39	28.39	30.12	30.12	31.47	31.47	32.88	34.03	34.03	34.63	35.24	35.24	35.34	35.38	35.54	35.71	36.46	36.91	38.10	39.36	40.31	42.21	44.30	46.06	48.71	51.17	53.54	55.62	57.66	59.58	61.58	62.54	63.05	63.35	63.70	63.51	63.51	63.51
HOOGTE T.O.V. N.A.P.	-2.86	-3.36	-2.67	-3.30	-2.95	-3.27	-1.82	-1.74	-1.51	-1.25	-1.38	-1.48	-1.48	-0.78	-0.98	-0.66	-0.56	-0.46	-0.33	-0.43	-0.50	-0.60	-0.95	-1.36	-1.85	-2.25	-2.65	-3.00	-3.43	-3.83	-3.98	-4.17	-4.40	-4.73	-4.75	-4.49	-4.70	-5.41	-5.65	-5.65

N.A.P. 2.00 m
DWARSPROFIEL 004

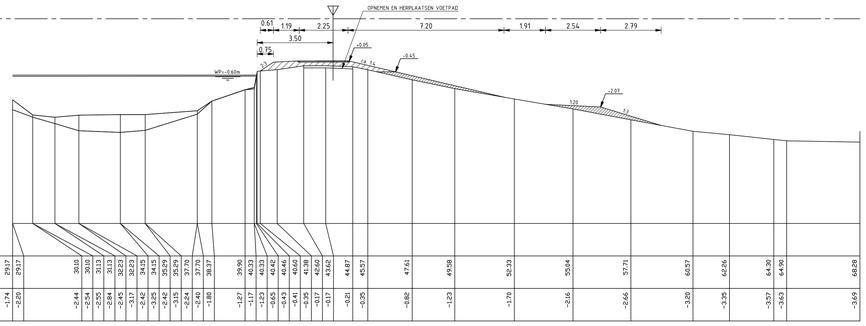

1 : 100 / 1 : 100

AFSTAND TOT HET NULPUNT	29.17	29.17	30.10	30.10	31.13	31.13	32.23	32.23	34.15	34.15	35.29	35.29	37.70	37.70	38.37	39.90	40.33	40.33	40.42	40.46	40.60	41.38	42.46	43.62	44.87	45.57	47.61	49.58	52.33	55.84	57.71	60.57	62.26	64.20	64.90	68.28
HOOGTE T.O.V. N.A.P.	-1.74	-2.20	-2.44	-2.54	-2.55	-2.84	-2.45	-3.17	-2.42	-2.85	-2.40	-3.15	-2.24	-2.40	-1.80	-1.27	-1.17	-1.51	-0.65	-0.43	-0.41	-0.95	-0.17	-0.17	-0.21	-0.35	-0.82	-1.23	-1.70	-2.16	-2.46	-3.20	-3.35	-3.57	-3.63	-3.69

BESTAANDE SITUATIE
NIEUWE SITUATIE
GEVELLIJNI
RASTER
HAAG
HEKWERK
WERKGRENS
HARTLIJN BESTAANDE KADE/WEG
BUITENKRUNLIJN NIEUWE KADE
-0.30 HOOGTEPEIL IN METERS NAP
WATERLIJN
AANBRENGEN KLEI EBC1
AANBRENGEN KLEI EBC2
AANBRENGEN TEELAARDELAAG 10cm

0 1 2 3 4m

NR	DATUM	WIJZIGING	GET.
D0	22-01-2014	DEFINITIEF	I.B.
C0	12-04-2013	DEFINITIEF	E.K.

OPDRACHTGEVER
Hoogheemraadschap van Rijnland

PROJECTOMSCHRIJVING
Kadeverbetering Cluster 4
Stompwijkse Vaart DIKI-1040

TEKENINGOMSCHRIJVING
Dwarsprofielen ontwerp kadevak 1

STATUS
DEFNITIEF

TEKENAAR
I. Brouwer

SCHAAL
1:100

PROJECTLEIDER
C. van de Noort

FORMAAT
A0

BLAD IN BLADEN
4 IN 17

TEKENINGNUMMER
234951-SV-DO-DP-1

WIJZ.NR
D0

RIO
RPS - Iv-Infra - Antea Group

R:\0020000002\0001\Infra\MLG\AVI\11\H23\D\D234951\DP Totaalkes.dwg