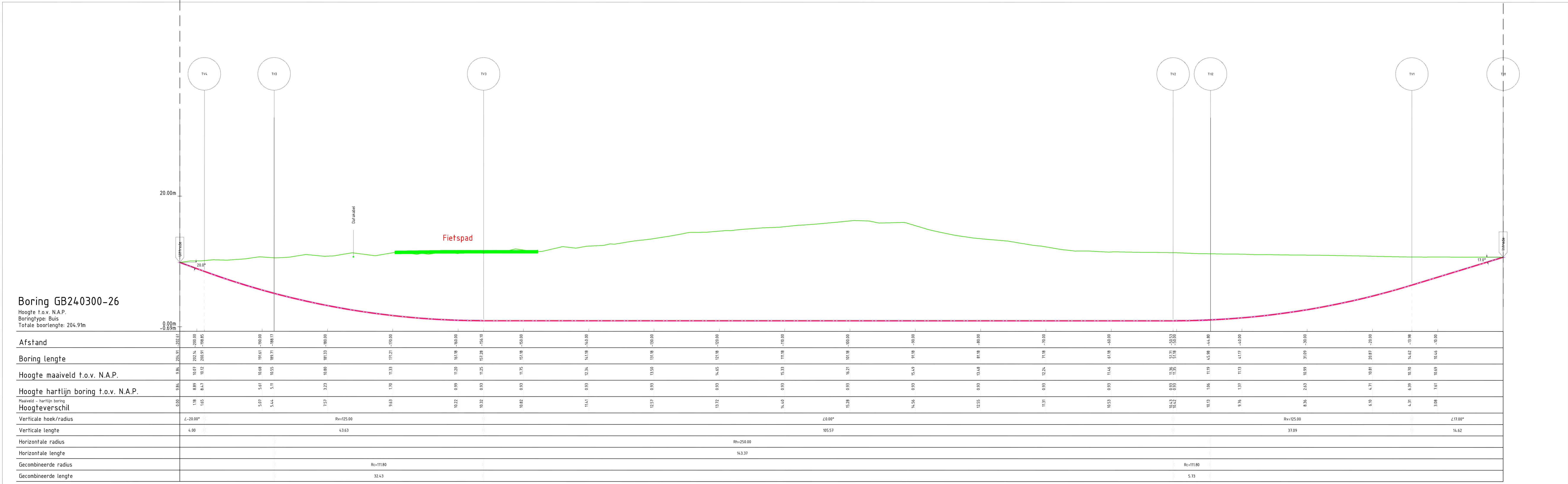


Overzicht Boring

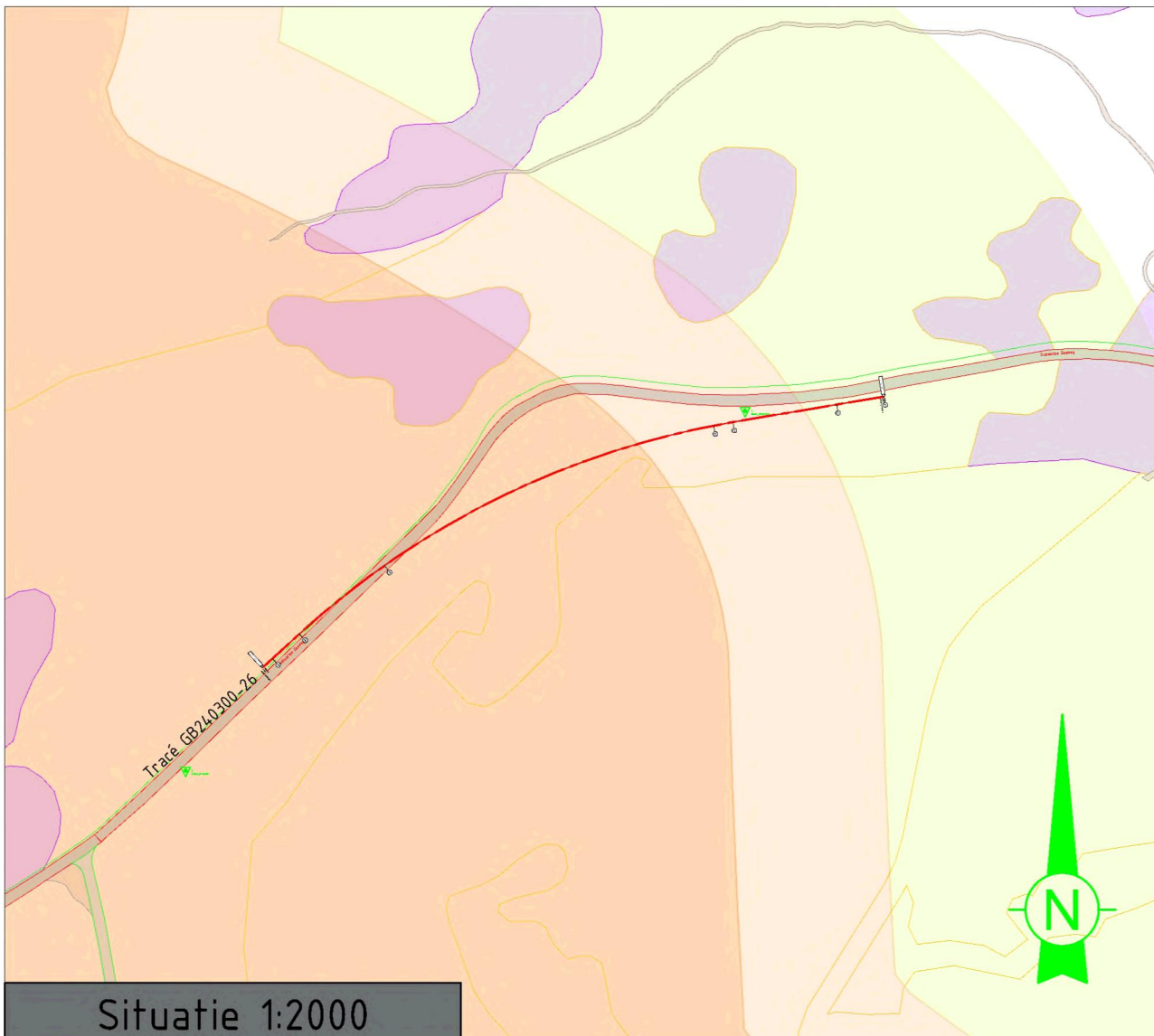


Boring GB240300-26

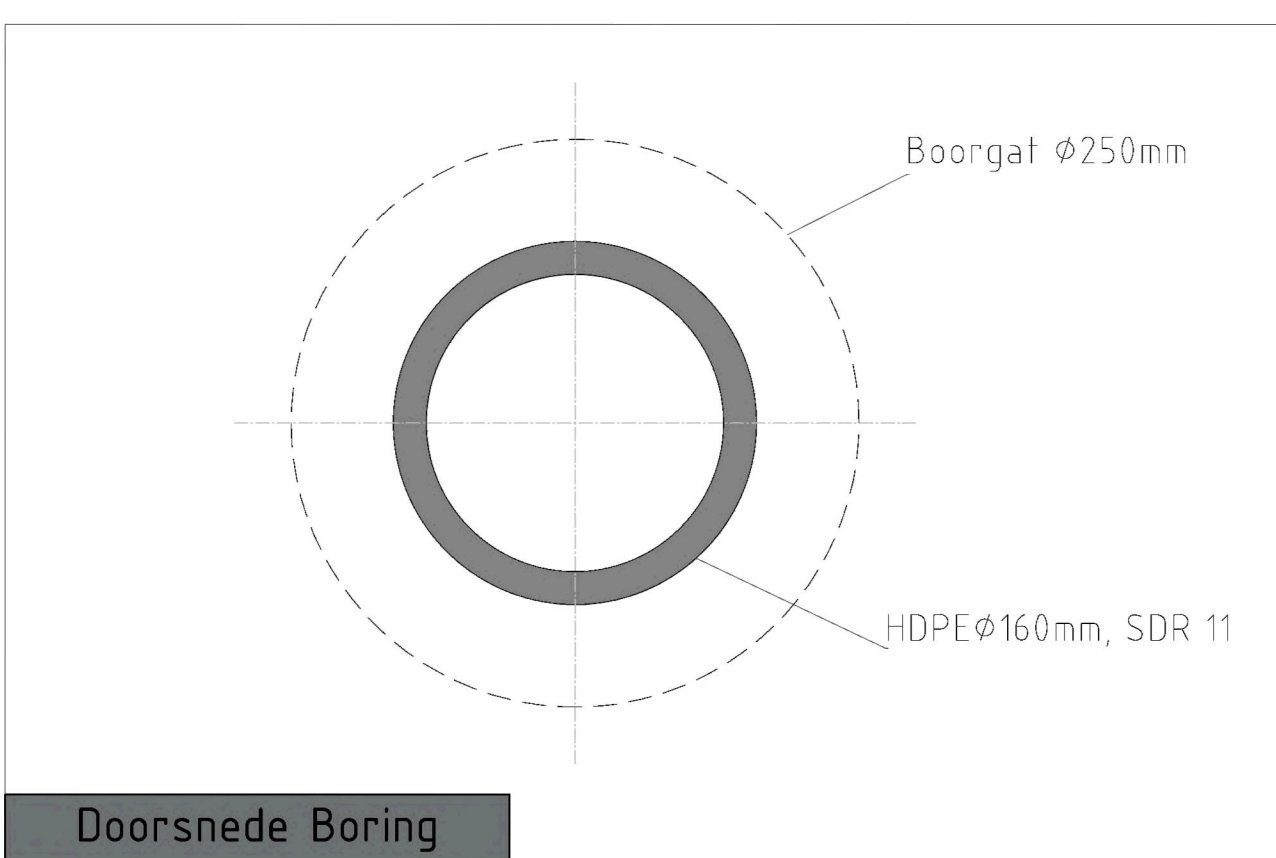
Hoogte t.o.v. N.A.P.
Boringtype: Buis
Totale boortegte: 204.91m

Afstand	0.00	9.96	19.92	29.88	39.84	49.80	59.76	69.72	79.68	89.64	99.60	109.56	119.52	129.48	139.44	149.40	159.36	169.32	179.28	189.24	199.20	209.16	219.12	229.08	239.04	249.00	259.00
Boring lengte	0.00	9.96	19.92	29.88	39.84	49.80	59.76	69.72	79.68	89.64	99.60	109.56	119.52	129.48	139.44	149.40	159.36	169.32	179.28	189.24	199.20	209.16	219.12	229.08	239.04	249.00	259.00
Hoogte maaienveld t.o.v. N.A.P.	0.00	9.96	19.92	29.88	39.84	49.80	59.76	69.72	79.68	89.64	99.60	109.56	119.52	129.48	139.44	149.40	159.36	169.32	179.28	189.24	199.20	209.16	219.12	229.08	239.04	249.00	259.00
Hoogte hartlijn boring t.o.v. N.A.P.	0.00	9.96	19.92	29.88	39.84	49.80	59.76	69.72	79.68	89.64	99.60	109.56	119.52	129.48	139.44	149.40	159.36	169.32	179.28	189.24	199.20	209.16	219.12	229.08	239.04	249.00	259.00
Plaats - hartlijn boring	0.00	9.96	19.92	29.88	39.84	49.80	59.76	69.72	79.68	89.64	99.60	109.56	119.52	129.48	139.44	149.40	159.36	169.32	179.28	189.24	199.20	209.16	219.12	229.08	239.04	249.00	259.00
Hoogteverschil	0.00	9.96	19.92	29.88	39.84	49.80	59.76	69.72	79.68	89.64	99.60	109.56	119.52	129.48	139.44	149.40	159.36	169.32	179.28	189.24	199.20	209.16	219.12	229.08	239.04	249.00	259.00
Verticale hoek/radius	0.00	9.96	19.92	29.88	39.84	49.80	59.76	69.72	79.68	89.64	99.60	109.56	119.52	129.48	139.44	149.40	159.36	169.32	179.28	189.24	199.20	209.16	219.12	229.08	239.04	249.00	259.00
Verticale lengte	0.00	9.96	19.92	29.88	39.84	49.80	59.76	69.72	79.68	89.64	99.60	109.56	119.52	129.48	139.44	149.40	159.36	169.32	179.28	189.24	199.20	209.16	219.12	229.08	239.04	249.00	259.00
Horizontale radius	0.00	9.96	19.92	29.88	39.84	49.80	59.76	69.72	79.68	89.64	99.60	109.56	119.52	129.48	139.44	149.40	159.36	169.32	179.28	189.24	199.20	209.16	219.12	229.08	239.04	249.00	259.00
Horizontale lengte	0.00	9.96	19.92	29.88	39.84	49.80	59.76	69.72	79.68	89.64	99.60	109.56	119.52	129.48	139.44	149.40	159.36	169.32	179.28	189.24	199.20	209.16	219.12	229.08	239.04	249.00	259.00
Gecombineerde radius	0.00	9.96	19.92	29.88	39.84	49.80	59.76	69.72	79.68	89.64	99.60	109.56	119.52	129.48	139.44	149.40	159.36	169.32	179.28	189.24	199.20	209.16	219.12	229.08	239.04	249.00	259.00
Gecombineerde lengte	0.00	9.96	19.92	29.88	39.84	49.80	59.76	69.72	79.68	89.64	99.60	109.56	119.52	129.48	139.44	149.40	159.36	169.32	179.28	189.24	199.20	209.16	219.12	229.08	239.04	249.00	259.00

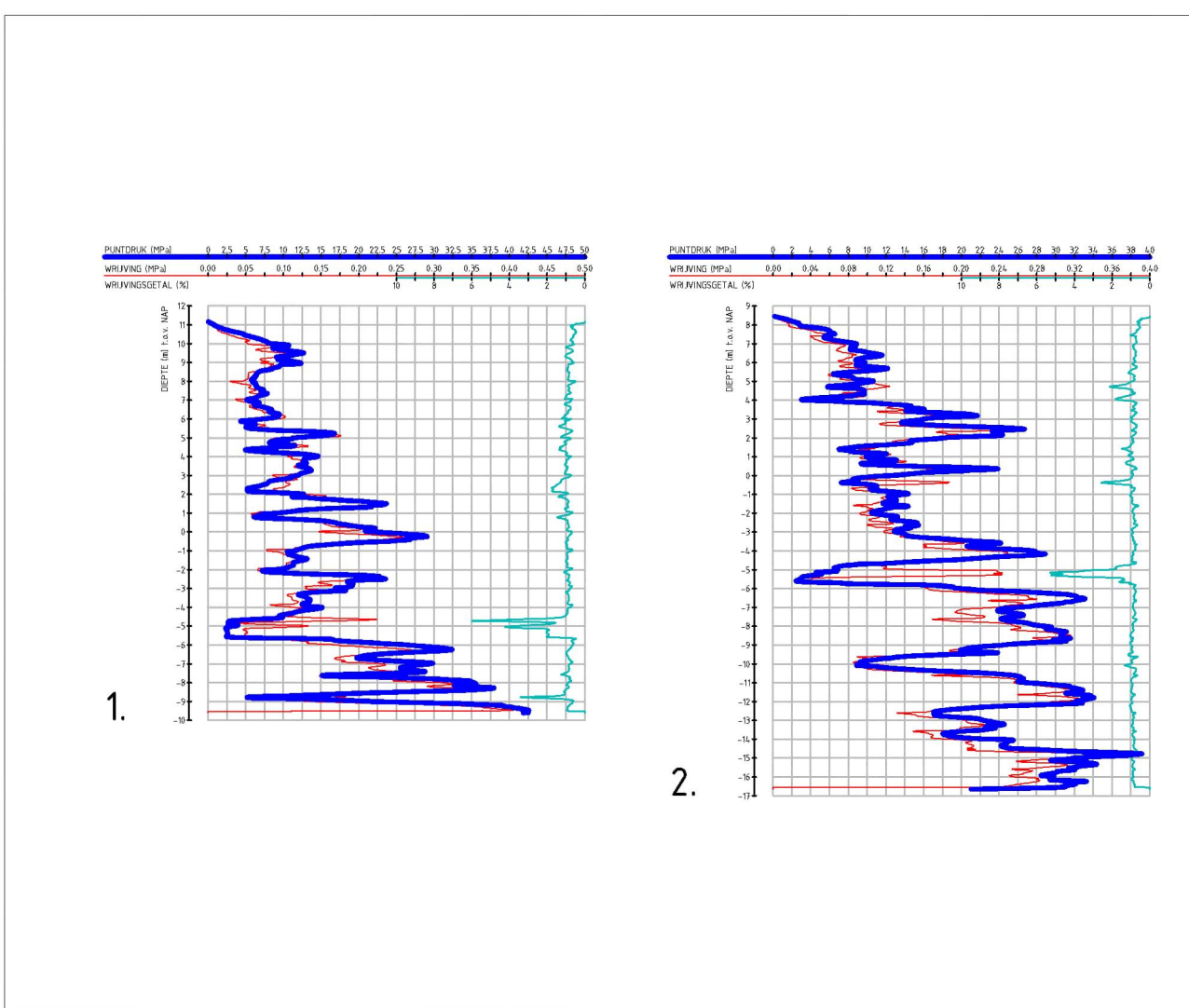
Lengteprofiel Boring



Situatie 1:2000



Doorsnede Boring



1.

2.



Tangentpunten lijst			
Naam	X	Y	Hoogte
TVA	104876.45	522963.52	W.8.7
T11	104876.45	522963.52	W.8.7
T12	104876.45	522963.52	W.8.7
T13	104876.45	522963.52	W.8.7
T14	104876.45	522963.52	W.8.7
T15	104876.45	522963.52	W.8.7
T16	104876.45	522963.52	W.8.7
T17	104876.45	522963.52	W.8.7
T18	104876.45	522963.52	W.8.7
T19	104876.45	522963.52	W.8.7
T20	104876.45	522963.52	W.8.7
T21	104876.45	522963.52	W.8.7
T22	104876.45	522963.52	W.8.7
T23	104876.45	522963.52	W.8.7
T24	104876.45	522963.52	W.8.7
T25	104876.45	522963.52	W.8.7
T26	104876.45	522963.52	W.8.7
T27	104876.45	522963.52	W.8.7
T28	104876.45	522963.52	W.8.7
T29	104876.45	522963.52	W.8.7
T30	104876.45	522963.52	W.8.7
T31	104876.45	522963.52	W.8.7
T32	104876.45	522963.52	W.8.7
T33	104876.45	522963.52	W.8.7
T34	104876.45	522963.52	W.8.7
T35	104876.45	522963.52	W.8.7
T36	104876.45	522963.52	W.8.7
T37	104876.45	522963.52	W.8.7
T38	104876.45	522963.52	W.8.7
T39	104876.45	522963.52	W.8.7
T40	104876.45	522963.52	W.8.7
T41	104876.45	522963.52	W.8.7
T42	104876.45	522963.52	W.8.7
T43	104876.45	522963.52	W.8.7
T44	104876.45	522963.52	W.8.7
T45	104876.45	522963.52	W.8.7
T46	104876.45	522963.52	W.8.7
T47	104876.45	522963.52	W.8.7
T48	104876.45	522963.52	W.8.7
T49	104876.45	522963.52	W.8.7
T50	104876.45	522963.52	W.8.7
T51	104876.45	522963.52	W.8.7
T52	104876.45	522963.52	W.8.7
T53	104876.45	522963.52	W.8.7
T54	104876.45	522963.52	W.8.7
T55	104876.45	522963.52	W.8.7
T56	104876.45	522963.52	W.8.7
T57	104876.45	522963.52	W.8.7
T58	104876.45	522963.52	W.8.7
T59	104876.45	522963.52	W.8.7
T60	104876.45	522963.52	W.8.7
T61	104876.45	522963.52	W.8.7
T62	104876.45	522963.52	W.8.7
T63	104876.45	522963.52	W.8.7
T64	104876.45	522963.52	W.8.7
T65	104876.45	522963.52	W.8.7
T66	104876.45	522963.52	W.8.7
T67	104876.45	522963.52	W.8.7
T68	104876.45	522963.52	W.8.7
T69	104876.45	522963.52	W.8.7
T70	104876.45	522963.52	W.8.7
T71	104876.45	522963.52	W.8.7
T72	104876.45	522963.52	W.8.7
T73	104876.45	522963.52	W.8.7
T74	104876.45	522963.52	W.8.7
T75	104876.45	522963.52	W.8.7
T76	104876.45	522963.52	W.8.7
T77	104876.45	522963.52	W.8.7
T78	104876.45	522963.52	W.8.7
T79	104876.45	522963.52	W.8.7
T80	104876.45	522963.52	W.8.7
T81	104876.45	522963.52	W.8.7
T82	104876.45	522963.52	W.8.7
T83	104876.45	522963.52	W.8.7
T84	104876.45	522963.52	W.8.7
T85	104876.45	522963.52	W.8.7
T86	104876.45	522963.52	W.8.7
T87	104876.45	522963.52	W.8.7
T88	104876.45	522963.52	W.8.7
T89	104876.45	522963.52	W.8.7
T90	104876.45	522963.52	W.8.7
T91	104876.45	522963.52	W.8.7
T92	104876.45	522963.52	W.8.7
T93	104876.45	522963.52	W.8.7
T94	104876.45	522963.52	W.8.7
T95	104876.45	522963.52	W.8.7
T96	104876.45	522963.52	W.8.7
T97	104876.45	522963.52	W.8.7
T98	104876.45	522963.52	W.8.7
T99	104876.45	522963.52	W.8.7
T100	104876.45	522963.52	W.8.7

Opmerkingen

- Molen in meters, tenzij anders vermeld
- Hoogtematen t.o.v. N.A.P. tenzij anders vermeld
- VOOR AANVANG WERKZAAMHEDEN EXACTE LOCATIE BESTAANDE KABELS EN LEIDINGEN NADER TE BEPALEN
- Ondergrond uitkomst uit BGT
- Bestaande kabels en leidingen informatie afkomstig uit oriëntatieverzoek 2400160034
- Grondonderzoek afkomstig van VWS
- Zoning waterloop afkomstig van: HHKN

REV.	DATUM	OMSCHRIJVING	GETEKEND	GECONT.
OPDRACHTGEVER	Helix Schoorl	PROJECTOMSCHRIJVING	Schoorlse Zeeweg 2 Schoorl	STATUS
TEKENINGOMSCHRIJVING	Gestuurde boring	TEKENINGOMSCHRIJVING	Electrische uitvoering	PROJECTLEIDER
FASE	ONTWERP	CONCEPT	PROJECTLEIDER	PROJECTLEIDER
GETEKEND	GECONTROLEERD	PROJECTLEIDER	PROJECTLEIDER	PROJECTLEIDER
SCHAAL	1:250	DATUM	01-04-2024	FORMAT
PROJECTNUMMER	MT-17	TEKENINGNUMMER	GB240300-26	TEKENINGNUMMER

Deze tekening is eigendom van Visser & Smit Hanab B.V. zonder haar toestemming mag niets van deze tekening worden gereproduceerd, gebruikt of aan derden ter inzage worden gegeven.

Visser & Smit Hanab
brengt energie

POSTADRES:
Visser & Smit Hanab B.V.
Afdeling: Boven Distributie
Postbus 305
3350 AH Papendrecht

BEZONDERHEDEN:
Visser & Smit Hanab B.V.
Afdeling: Boven Distributie
Postbus 305
3350 AH Papendrecht

Enkel: [Redacted]

VolkerWessels