Lamers en Visser
BOUWMANAGEMENT & BOUWTECHNIEK

STATISCHE BEREKENINGEN

Project	:	Plan voor het bouwen van een kantoor aan de Scherpenering 23 te Wintelre
Projectnummer	:	20-090
Betreft	:	Statische berekening
Nummer	:	002
Datum	:	21-02-2023
Opdrachtgever	:	Van Berkel Biomassa & Bodemproducten BV Mariniersstraat 4 5405 BG UDEN
Ontwerp	:	Van Hoofd Architecten BV Kapelstraat 19 5466PA EERDE Tel : 0413-365371
Opgesteld door	:	[redacted]

Kerkenhuisweg 20 5435 PA St Agatha
Telefoon: 0485 – 321 144
Fax: 0485 – 310 625
E-mail: info@lamersenvisser.nl
Rabobank NL17RABO0125334613
K.v.K. Oost Brabant nr. 17194630
B.T.W. NL8194.49.507.B.01
Internet: www.lamersenvisser.nl
Indien niet anders overeengekomen,
is op onze werkzaamheden
van toepassing de DNR 2011.

INHOUD

1. ALGEMEEN 3

2. BELASTINGEN 4

3. STABILITEIT.....4

4. STATISCHE BEREKENINGEN.....5

BIJLAGE 1:

Computerbijlage 1 t/m 116

1. ALGEMEEN

toepassing:	kantoor
ontwerplevensduur:	50
gevolgklasse:	CC2
betrouwbaarheidsklasse:	RC2
K_{FI}:	1,0

Indien niet anders vermeld is gerekend met de volgende materialen:

beton sterkteklasse:	C20/25
betonstaal:	B500B
kalkzandsteen:	CS12
houtkwaliteit:	C18
staalkwaliteit	
- walsprofielen	S235
- koker- en buisprofielen	S275 (warmgewalst)
boutkwaliteit:	8.8
ankerkwaliteit:	4.6

Afwerking staalconstructie volgens opgave architect.
Brandwerende bekleding van stalen liggers en kolommen volgens opgave architect.
Staal onder Peil behandelen met corrosiewerende verf (teerepoxy o.g.).
Detailberekeningen staalconstructie volgens staalleverancier.
Dilataties metselwerk volgens opgave steenleverancier.

In deze berekening is een aanname gedaan van de draagkracht van de grond, aan de hand van de ligging van de bouwlocatie. Er is uit gegaan van een maximaal toelaatbare gronddruk volgens bladzijde 11. Dit dient in het werk gecontroleerd te worden met een conusdruk van 4 N/mm2 (of 40kg/cm2).

Ten behoeve van fundering en vloer op zand ontgraven tot vaste grondslag. Aanvullen met schoon zand en mechanisch verdichten in lagen van maximaal 300 mm.

2. BELASTINGEN

Permanent

Dak	sandwich paneel 0,25 / cos 30	=	0,29	kN/m²
verdieping	balklaag	=	0,50	kN/m²
	plafond	=	0,20	kN/m² +
		G_{totaal} =	0,70	kN/m²
Plat dak	Houten balklaag met beplanking	=	0,30	kN/m²
	Installaties, isolatie en dakbedekking	=	0,20	kN/m²
	Plafond (gipsplaten met tengels)	=	0,20	kN/m² +
		G_{totaal} =	0,70	kN/m²

Opgelegd

	q_k [kN/m²]	Ψ_0	Ψ_1	Ψ_2	Q_k [kN]
A-vloeren (incl. separaties 0.50 kN/m²)	2,25	0.4	0.5	0,3	3
A-trappen	2,0	0.4	0.5	0,3	3
A-balkon	2,50	0.4	0.5	0,3	3
A-vrije randen lijnlast over 1m					5 kN/m
H-niet toegankelijk dak α=0º over 10m²	1,0	0	0	0	1,5 v 2.0
H-lijnlast over 1m					2 kN/m

Sneeuw

s_k = 0,7 kN/m², ψ_0=0, ψ_1=0,2, ψ_2=0

α=30º	μ_1 = 0,80	s = 0,56 kN/m²
α=0º	μ_1 = 0,80	s = 0,56 kN/m²

3. STABILITEIT

De stabiliteit wordt verzorgd door windverbanden in dak en gevels in combinatie met de stijve vloer

4. STATISCHE BEREKENINGEN

Gordingen $l = 3{,}2$ m

hoh 3,75 m

- Voor berekening zie computerbijlage blz 1 t/m 3

Kies gordingen 6g × 21g

balklaag $l = 3{,}2$ m (verdieping)

hoh 0,61 m

- Voor berekening zie computerbijlage blz 4 t/m 6

Kies balklaag 6g × 19g

Spantem as B en C

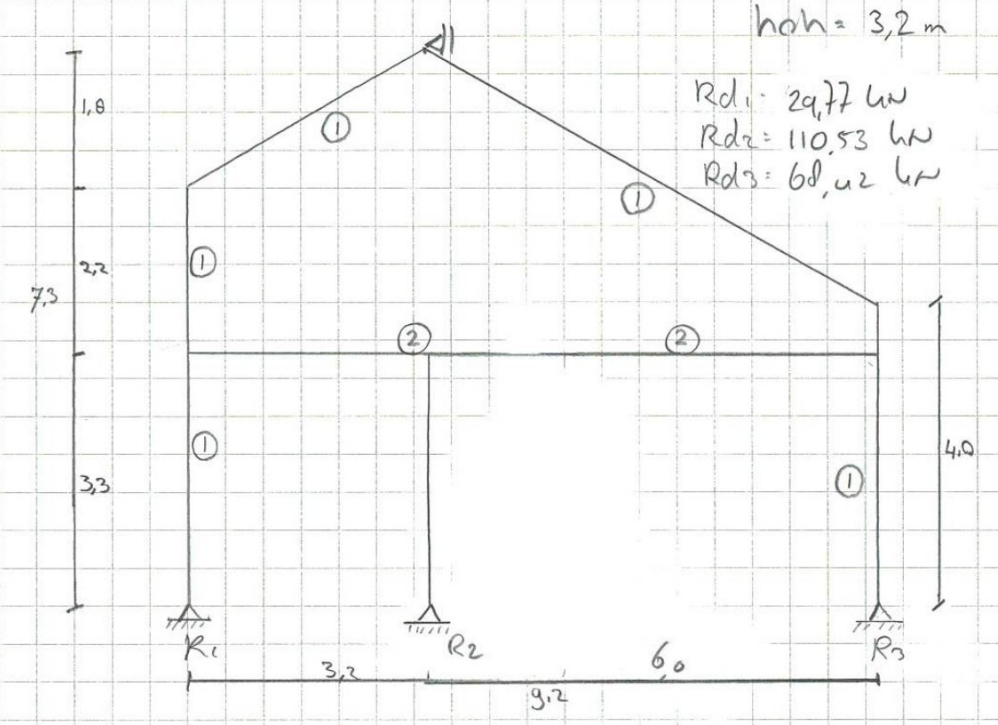

alle belastingen zijn gegenereerd door MatrixFrame

- Voor berekening zie computerbijlage blz 7 t/m 63

①	kies HEA 140
②	kies HEA 180
③	kies HEA 120 alternatief ⊓100×100×4

Dakoverzicht

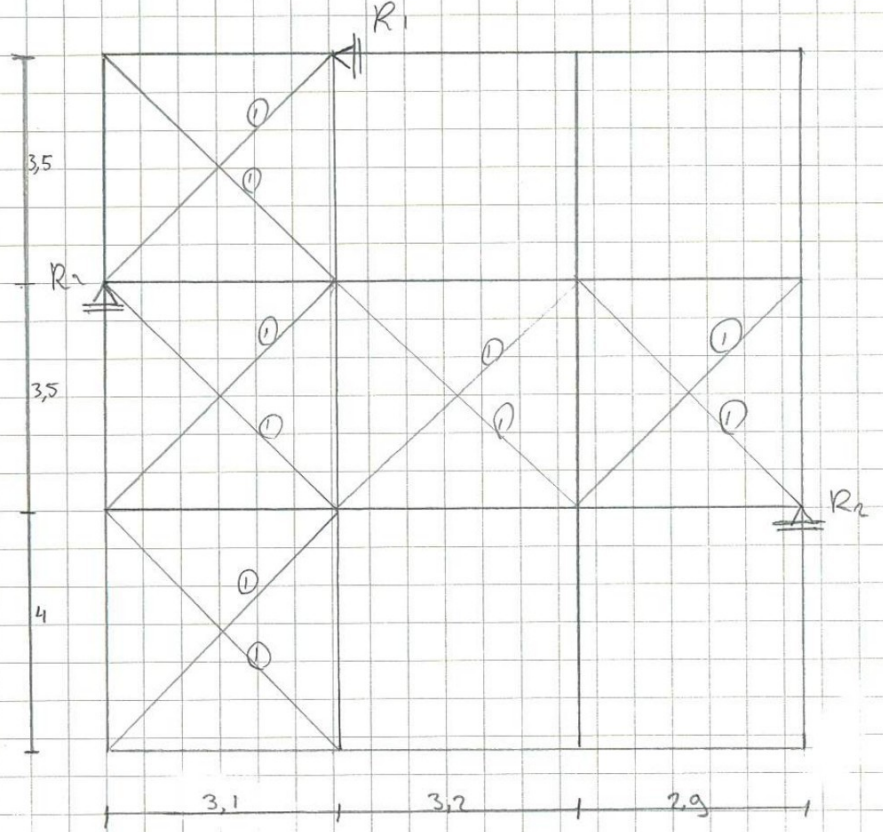

=Wind links / Rechts

q Winddruk $(0,8 \times 0,5) \times 0,85 \times 0,65 \times 3,3$ = 2,37 kN/m'
Wrijving $0,03 \times 0,65 \times 9,3$ = 0,18 kN/m'
Schoefstand $0,25 \times 9,3 : 300$ = 0,01 kN/m'

F wrijving $0,03 \times 9,3 \times 5,5$ = 1,53 kN

Wind voor / achter.

q Winddruk $(0,8 + 0,5) 0,85 \times 0,65 \times 3,3$ = 2,37 kN/m'
Wrijving $0,03 \times 0,65 \times 9,2$ = 0,18 kN/m'
Schoefstand $0,25 \times 9,2 : 300$ = 0,01 kN/m'

F wrijving $0,03 \times 9,2 \times 7,0$ = 1,93 kN

Rd1 = 39,92 kN R1 = 26,61 kN
Rd2 = 20,56 kN R2 = 13,71 kN

Voor berekening zie computerbijlage blz 67 t/m 81

① Kies windverbanden L 80 × 80 × 8

Spanten as A en D

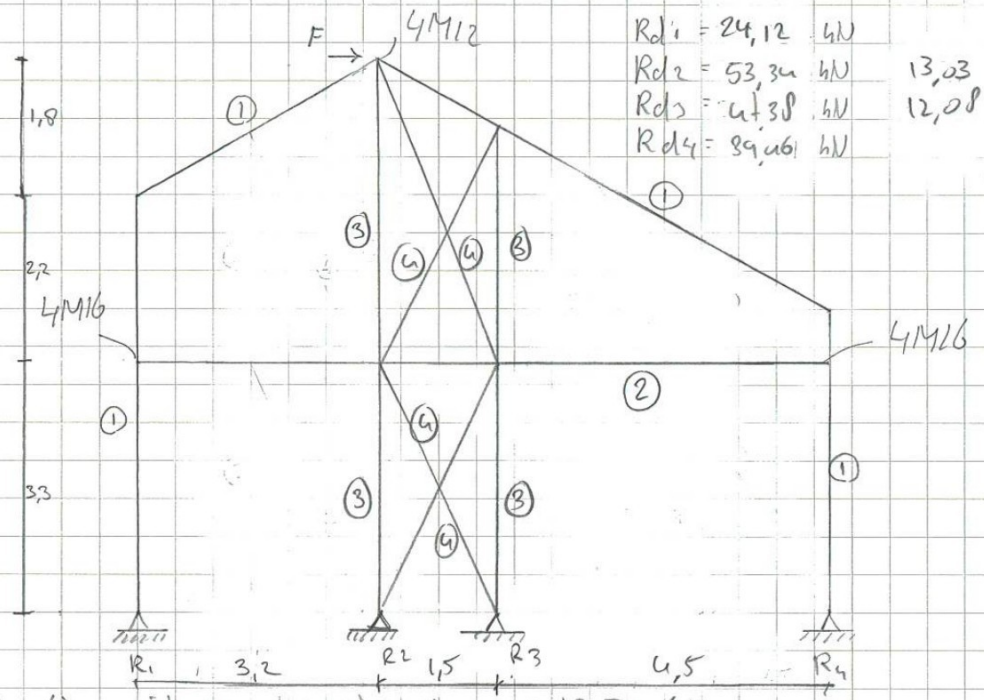

Rd1 = 24,12 kN
Rd2 = 53,34 kN 13,03 kN
Rd3 = 44,38 kN 12,08 kN
Rd4 = 89,46 kN

belasting uit windverband. = 13,72 kN

Voor berekening zie computerbijlage blz 82 T/m 101

① kies HEA 140
② kies HEA 180
③ kies HEA 120
④ kies ∠ 80×8

Spant as 4

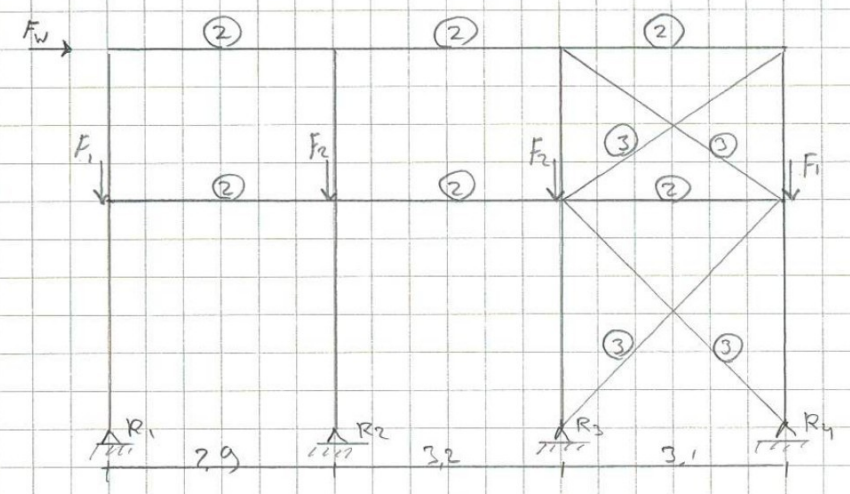

F1	belasting uit spant	= 8,42 kN	14,93 kN
F2	belasting uit spant	= 11,4 kN	14,18 kN
Fw	windbelasting	-	26,61 kN

① kies HEA 140 (90°)
② kies HEA 140
③ kies ≠ 80-8

- Voor berekening zie computerbijlage blz 102 T/m 111

Rd1 = 37,23 kN
Rd2 = 39,77 kN
Rd3 = 65,92 kN -26,67 kN
Rd4 = 85,35 kN

HSB wand	0,5 × 5,5	=	2,75
fundering	0,35 × 1 × 25	=	8,75
			11,5 kN

26,67 / 11,5 = 2,32 m → voldoet

H5b - stijlen.

hl = 4,2 hoh 610 mm

m = 1/8 · 0,65 · 0,61 · 4,2² = 0,87 kNm

Voor berekening zie computerbijlage blz 112 t/m 113

Kies stijlen C/S 38×140 mm hoh 610 mm

balklaag platdak

hl = 4,2 m

Voor berekening zie computerbijlage blz 114 t/m 116

Kies balklaag 6g × 194 mm

Fundering

Voorstrand.

Maatgevende Puntlast = 10,53 kN 44,36 kN

Fd = 85,35 kN Md = 21,33 kNm As ben = 96 mm²

Kies Wap #Ø8-150 betonolon + Ø12 %b in voordrand.

Voorstrand min. 300mm breed.

85,35/42,5 = 2

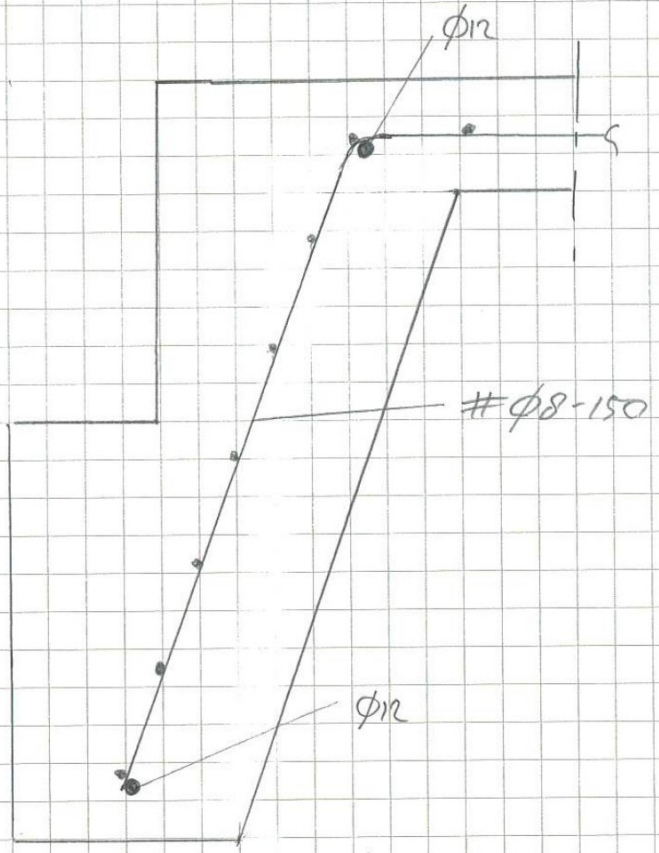

Poer

Fd = 102,67 kN Md = 12,62 kNm As ben = 161 mm²

Kies poer 1000 - 1000 - 300 mm Wap #Ø8-150 onderin

R

Berekening fundering op staal

Uitgangspunt: Fundering op zand of grondverbetering. $\Phi'_{rep} = 30,\ °$ $\Phi'_{e;d} = 26,66\ °$
Grondwaterstand = onderkant fundering.

$\sigma'_{max;d} = C'_{e;d} \cdot N_c \cdot s_c \cdot i_c + \sigma'_{v;z;o;d} \cdot N_q \cdot s_q \cdot i_q + 0.5 \cdot \gamma'_{e;d} \cdot B_{ef} \cdot N_\gamma \cdot s_\gamma \cdot i_\gamma$

$N_q = e^{\pi \tan \Phi_{e;d}} (\tan(45° + 0.5 \cdot \Phi'_{e;d}))^2 =$ **12,7** Cohesie = 0
$N_\gamma = 2 \cdot (N_q - 1) \tan \Phi_{e;d} =$ **11,8**

Strokenfundering: $s_q = s_\gamma = 1,0$
Vierkante poeren: $s_q =$ 1,45 $s_\gamma = 0,70$
Rechthoekige poeren: $s_q = 1 + (B_{ef}/L_{ef}) \cdot \sin\Phi'_{e;d}$ $s_\gamma = 1 - 0,3 \cdot (B_{ef}/L_{ef})$
$i_q = i_\gamma = 1,0$ (Belasting grijpt loodrecht aan op de fundering.)

$\sigma'_{v;z;o;d} = d \cdot 0,9 \cdot 18 \Rightarrow \sigma'_{v;z;o;d} \cdot N_q \cdot s_q \cdot i_q$

stroken d = 0,2 =	41,22 kN/m^2	vierkante poeren d = 0,2 =	59,71 kN/m^2
stroken d = 0,4 =	82,44 kN/m^2	vierkante poeren d = 0,4 =	119,42 kN/m^2
stroken d = 0,6 =	123,65 kN/m^2	vierkante poeren d = 0,6 =	179,13 kN/m^2

$0.5 \cdot \gamma'_{e;d} \cdot B_{ef} \cdot N_\gamma \cdot s_\gamma = 0,5 \cdot 10 \cdot B_{ef} \cdot N_\gamma \cdot s_\gamma$

stroken	58,85 $\cdot B_{ef}$ kN/m^2
vierkante poeren	41,19 $\cdot B_{ef}$ kN/m^2
rechth. poeren	58,85 $\cdot s_\gamma \cdot B_{ef}$ kN/m^2

Tabel $F_{r;v;d}$ (in kN/m^1 resp. kN)

STROKEN					POEREN					
eff. breedte	gronddekking d (m)				eff. breedte	eff. lengte	gronddekking d (m)			
(m)	0,0	0,2	0,4	0,6	(m)	(m)	0,0	0,2	0,4	0,6
0,30	5,3	17,7	30,0	42,4	0,40	0,40	2,6	12,2	21,7	31,3
0,40	9,4	25,9	42,4	58,9	0,50	0,50	5,1	20,1	35,0	49,9
0,50	14,7	35,3	55,9	76,5	0,60	0,60	8,9	30,4	51,9	73,4
0,70	28,8	57,7	86,5	115,4	0,70	0,70	14,1	43,4	72,6	101,9
0,80	37,7	70,6	103,6	136,6	0,80	0,80	21,1	59,3	97,5	135,7
0,90	47,7	84,8	121,9	159,0	0,90	0,90	30,0	78,4	126,8	175,1
1,00	58,8	100,1	141,3	182,5	1,00	1,00	41,2	100,9	160,6	220,3
1,20	84,7	134,2	183,7	233,1	1,20	1,20	71,2	157,2	243,1	329,1
1,40	115,3	173,0	230,8	288,5	1,40	1,40	113,0	230,1	347,1	464,1
1,60	150,6	216,6	282,5	348,5	1,60	1,60	168,7	321,6	474,4	627,3
1,80	190,7	264,9	339,0	413,2	1,80	1,80	240,2	433,7	627,2	820,6
2,00	235,4	317,8	400,3	482,7	2,00	2,00	329,5	568,4	807,2	1046,1
2,20	284,8	375,5	466,2	556,9	2,20	2,20	438,6	727,6	1016,6	1305,6
2,40	339,0	437,9	536,8	635,7	2,40	2,40	569,5	913,4	1257,3	1601,3
2,60	397,8	505,0	612,1	719,3	2,60	2,60	724,0	1127,7	1531,3	1934,9

Projectnaam		Projectnummer	
Omschrijving		Constructeur	
Opdrachtgever		Eenheden	m, kN, kNm
Bestand	O:\20-090 Nieuwbouw kantoor Winterle\Statische berekeningen\gordingen.mxft		

1. Hellend dak (NEN-EN1995-1-1:2011/NB:2013)

PROFIELGEGEVENS: HT-GS 69 X 219

Breedte	b	69 mm	Oppervlak	A	15111 mm^2
Hoogte	h	219 mm			
			Traagheidsmoment	Itor	1922e+04 mm^4
Weerstandsmoment	Wy	5516e+02 mm^3	Traagheidsmoment	Iy	6039e+04 mm^4
Weerstandsmoment	Wz	1738e+02 mm^3	Traagheidsmoment	Iz	5995e+03 mm^4
Sterkte klasse		C18			
	f,m,0,k	18.0 N/mm^2		f,c,0,k	18.0 N/mm^2
	f,t,0,k	11.0 N/mm^2		f,v,0,k	3.4 N/mm^2
Elasticiteitsmodulus	E;0;mean	9000.0 N/mm^2		G;mean	560.0 N/mm^2

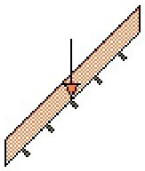

Klimaatklasse		I		Gamma;M	1.30
	k;h	1.00	I (Permanent)	k;mod	0.60
			II (Lange termijn)	k;mod	0.70
	Beta;c	0.2	III (Middellange termijn)	k;mod	0.80
Ontwerplevensduur		50 Jaar	IV (Korte termijn)	k;mod	0.90
Betrouwbaarheidsklasse		2	V (Onmiddellijk)	k;mod	1.10
lsys		3.200 m	Beschot kwaliteit		C18
hoh afstand	Lt	3.750 m	Beschot dikte		20 mm
Zeeg		0 mm			
dakhelling	alfa	30 °			
systeemlengte L (Z as)		0.500 m m	Hellend		Ja
Doorbuigingen beschouwen		Ja	Dubbele buiging		Nee
Stootbelasting		Nee			
Reductiefactor spreiding		1.00			

GEWICHTS BEREKENING

Winddruk + onderdruk			
Qp1	Pieksnelheids druk (Qp voor referentieperiode 50)	NEN-EN1991-1-4#4(Z=7.60,Terrein=Onbebouwd,Regio=3,C0=1.00)	0.64 kN/m^2
CsCd1	Constructie factor (CsCd)	1.00	1.00
Cpe1	Druk coefficient (Cpe)	NEN-EN1991-1-4#7.2(Dak=Zadeldak,Zone=F,Hoek=30.00,Eerst=False)	0.70
Cpi1	Druk coefficient (Cpi)	EN1991-1-4#7.2.9(Cpe=-0.50,Openingen=0.00,Over=False)	-0.30
Windzuiging + overdruk			
Cpe1	Druk coefficient (Cpe)	NEN-EN1991-1-4#7.2(Dak=Zadeldak,Zone=F,Hoek=30.00)	-0.50
Cpi1	Druk coefficient (Cpi)	EN1991-1-4#7.2.9(Cpe=0.80,Openingen=0.00,Over=True)	0.20
Sneeuw			
Sk1	Karakteristiek waarde van de sneeuwlast op de grond (Sk)	NEN-EN1991-1-3#4.1(Zone=1)	0.70 kN/m^2
Mu1	Sneeuwbelasting coefficient (Mu)	EN1991-1-3#5.3(Dak=Hellend,Hoek=30.00,Mu=Mu1)	0.80

BELASTINGEN

				CPROB
Permanent	Eigen gewicht	0.02 kN/m^2		
	beschot	0.25 kN/m^2		
	Totaal	**0.27** kN/m^2		
Opgelegd	q;k	0.00 kN/m^2	1.00	
	psi (-)_0; psi (-)_1; psi (-)_2	0.00; 0.00; 0.00		
	Q;k	1.50 kN		

Wind	Winddruk (CsCd = 1.00)	0.64 kN/m^2	1.00
	Windzuiging (CsCd = 1.00)	-0.45 kN/m^2	
Sneeuw	p_sneeuw	0.56 kN/m^2	1.00
Bijzonder	Bijzonder; Fbijz	0.00 kN	
	Bijzonder; pbijz	0.00 kN/m^2	

BELASTINGSCOMBINATIES VOOR UITERSTE GRENSTOESTAND (610A + 6.10B)

Fu.C.1	p = yG * G_rep * cos(alfa)	1.35 * 0.27 * 0.87	0.31 kN/m^2
Fu.C.2	p = yG * G_rep * cos(alfa)	0.90 * 0.27 * 0.87	0.21 kN/m^2
Fu.C.3	p = yG * G_rep * cos(alfa) + yQ * Q_wind_druk	1.20 * 0.27 * 0.87 + 1.50 * 0.64	1.23 kN/m^2
Fu.C.4	p = yG * G_rep * cos(alfa) + yQ * Q_wind_zuiging	0.90 * 0.27 * 0.87 + 1.50 * (-0.45)	-0.46 kN/m^2
Fu.C.5	p = yG * G_rep * cos(alfa) + yQ * Q_sneeuw * cos²(alfa)	1.20 * 0.27 * 0.87 + 1.50 * 0.56 * 0.75	0.91 kN/m^2
Fu.C.6	p = yG * G_rep * cos(alfa)	1.20 * 0.27 * 0.87	0.28 kN/m^2
	F = yQ * F_rep * cos(alfa)	1.50 * 1.50 * 0.87	1.95 kN
Bi.C.1	p = yG * G_rep * cos(alfa) + yQ * Q_wind_druk	1.00 * 0.27 * 0.87 + 0.20 * 0.64	0.36 kN/m^2
Bi.C.2	p = yG * G_rep * cos(alfa) + yQ * Q_wind_zuiging	1.00 * 0.27 * 0.87 + 0.20 * (-0.45)	0.14 kN/m^2
Bi.C.3	p = yG * G_rep * cos(alfa)	1.00 * 0.27 * 0.87	0.23 kN/m^2

MAATGEVENDE SNEDEKRACHTEN

Comb.	Nc;Ed, Nt;Ed	Vy;Ed	Vz;Ed	My;Ed	Mz;Ed
Fu.C.1	0.00	0.00	1.86	1.49	0.00
Fu.C.2	0.00	0.00	1.24	0.99	0.00
Fu.C.3	0.00	0.00	-7.38	5.90	0.00
Fu.C.4	0.00	0.00	2.77	-2.21	0.00
Fu.C.5	0.00	0.00	5.43	4.35	0.00
Fu.C.6	0.00	0.00	3.60	2.88	0.00
Bi.C.1	0.00	0.00	2.14	1.71	0.00
Bi.C.2	0.00	0.00	0.84	0.68	0.00
Bi.C.3	0.00	0.00	1.38	1.10	0.00
	kN	**kN**	**kN**	**kNm**	**kNm**

MAX UC SNEDEKRACHT

Comb.	Nc;Ed, Nt;Ed	Vy;Ed	Vz;Ed	My;Ed	Mz;Ed
Fu.C.1	0.00	0.00	0.00	1.49	0.00
Fu.C.2	0.00	0.00	0.00	0.99	0.00
Fu.C.3	0.00	0.00	-0.00	5.90	0.00
Fu.C.4	0.00	0.00	0.00	-2.21	0.00
Fu.C.5	0.00	0.00	0.00	4.35	0.00
Fu.C.6	0.00	0.00	0.97	2.88	0.00
Bi.C.1	0.00	0.00	0.00	1.71	0.00
Bi.C.2	0.00	0.00	0.00	0.68	0.00
Bi.C.3	0.00	0.00	0.00	1.10	0.00
	kN	**kN**	**kN**	**kNm**	**kNm**

REKENSTERKTE

Comb.	Belasting duurklasse	f;m,y,d	f;m,z,d	f;t,0,d	f;c,0,d	f;v,0,d
Fu.C.1	I (Permanent)	8.31	9.70	5.08	8.31	1.57
Fu.C.2	I (Permanent)	8.31	9.70	5.08	8.31	1.57
Fu.C.3	IV (Korte termijn)	12.46	14.56	7.62	12.46	2.35
Fu.C.4	IV (Korte termijn)	12.46	14.56	7.62	12.46	2.35
Fu.C.5	IV (Korte termijn)	12.46	14.56	7.62	12.46	2.35
Fu.C.6	III (Middellange termijn)	11.08	12.94	6.77	11.08	2.09
Bi.C.1	IV (Korte termijn)	12.46	14.56	7.62	12.46	2.35
Bi.C.2	IV (Korte termijn)	12.46	14.56	7.62	12.46	2.35
Bi.C.3	I (Permanent)	8.31	9.70	5.08	8.31	1.57
		N/mm^2	**N/mm^2**	**N/mm^2**	**N/mm^2**	**N/mm^2**

REKENSPANNING

Comb.	sigma;m,y,d	sigma;m,z,d	tau;v,y,d	tau;v,z,d	sigma;c(t),0,d
Fu.C.1	2.70	0.00	0.00	0.00	0.00
Fu.C.2	1.80	0.00	0.00	0.00	0.00
Fu.C.3	10.71	0.00	0.00	0.00	0.00
Fu.C.4	4.01	0.00	0.00	0.00	0.00
Fu.C.5	7.88	0.00	0.00	0.00	0.00
Fu.C.6	5.23	0.00	0.00	0.10	0.00

Bi.C.1	3.11	0.00	0.00	0.00	0.00
Bi.C.2	1.22	0.00	0.00	0.00	0.00
Bi.C.3	2.00	0.00	0.00	0.00	0.00
	N/mm^2	**N/mm^2**	**N/mm^2**	**N/mm^2**	**N/mm^2**

UC DOORSNEDE PER BELASTINGSCOMBINATIE

Fu.C.1	NEN-EN1995-1-1#6.1.6 (6.11)		2.699 / 8.308 + 0.7 x 0 / 9.704	0.32 Ok
Fu.C.2	NEN-EN1995-1-1#6.1.6 (6.11)		1.8 / 8.308 + 0.7 x 0 / 9.704	0.22 Ok
Fu.C.3	NEN-EN1995-1-1#6.1.6 (6.11)		10.706 / 12.462 + 0.7 x 0 / 14.555	0.86 Ok
Fu.C.4	NEN-EN1995-1-1#6.1.6 (6.11)		4.015 / 12.462 + 0.7 x 0 / 14.555	0.32 Ok
Fu.C.5	NEN-EN1995-1-1#6.1.6 (6.11)		7.882 / 12.462 + 0.7 x 0 / 14.555	0.63 Ok
Fu.C.6	NEN-EN1995-1-1#6.1.6 (6.11)		5.226 / 11.077 + 0.7 x 0 / 12.938	0.47 Ok
Fu.C.6	NEN-EN1995-1-1#6.1.7 (6.13)	Vz	0.097 / 2.092	0.05 Ok
Bi.C.1	NEN-EN1995-1-1#6.1.6 (6.11)		3.107 / 12.462 + 0.7 x 0 / 14.555	0.25 Ok
Bi.C.2	NEN-EN1995-1-1#6.1.6 (6.11)		1.224 / 12.462 + 0.7 x 0 / 14.555	0.10 Ok
Bi.C.3	NEN-EN1995-1-1#6.1.6 (6.11)		2 / 8.308 + 0.7 x 0 / 9.704	0.24 Ok

BELASTINGSCOMBINATIES VOOR BRUIKBAARHEIDSGRENSTOESTAND

Ka.C.1	p = yG * G_rep * cos(alfa)	1.00 * 0.27 * 0.87	0.23 kN/m^2
Ka.C.2	p = yG * G_rep * cos(alfa) + yQ * Q_wind_druk	1.00 * 0.27 * 0.87 + 1.00 * 0.64	0.87 kN/m^2
Ka.C.3	p = yG * G_rep * cos(alfa) + yQ * Q_wind_zuiging	1.00 * 0.27 * 0.87 + 1.00 * (-0.45)	-0.22 kN/m^2
Ka.C.4	p = yG * G_rep * cos(alfa) + yQ * Q_sneeuw * cos²(alfa)	1.00 * 0.27 * 0.87 + 1.00 * 0.56 * 0.75	0.65 kN/m^2
Qu.C.1	p = yG * G_rep * cos(alfa)	1.00 * 0.27 * 0.87	0.23 kN/m^2
Ka.C.(w1)	p = yG * G_rep * cos(alfa)	1.00 * 0.27 * 0.87	0.23 kN/m^2

UC DOORBUIGINGEN PER BELASTINGSCOMBINATIE

L/250	Limiet w;max	12.8 mm	L/250	Limiet w;2+w;3	12.8 mm
E;mean	E;0;ser;d;inst	9000.0 N/mm^2	E;mean / Kdef	E;0;ser;d;cr	15000.0 N/mm^2
			E-Mod/E;0;ser;d;cr		0.60
Ka.C.(w1)	w;1	2.2 mm		w;c	0.0 mm
Qu.C.1	w;2	1.3 mm			

Comb.	**w;3**	**w;tot**	**w;max**	**w;2+w;3**	**UC(w;max)**	**UC(w;2+w;3)**
Ka.C.1	0.0	3.5	3.5	1.3	0.27	0.10
Ka.C.2	6.0	9.5	9.5	7.3	0.74	0.57
Ka.C.3	-4.2	-0.7	-0.7	-2.9	0.06	0.23
Ka.C.4	4.0	7.4	7.4	5.3	0.58	0.41
	mm	**mm**	**mm**	**mm**		

MAATGEVENDE KRACHTEN (FU.C.3)

Normaalkracht	Nt;Ed	0.00 kN
Dwarskracht	Vy;Ed	0.00 kN
Dwarskracht	Vz;Ed	-0.00 kN
Torsie	Mx;Ed	0.00 kNm
Moment	My;Ed	5.90 kNm
Moment	Mz;Ed	0.00 kNm

MAATGEVENDE DOORBUIGINGEN (KA.C.2)

Ka.C.(w1)	w;1	2.2 mm
Qu.C.1	w;2	1.3 mm
Ka.C.2	w;3	6.0 mm
	w;tot	9.5 mm
	w;max	9.5 mm
	w;2+w;3	7.3 mm
	Limiet w;max	12.8 mm
	Limiet w;2+w;3	12.8 mm
	UC(w;max)	0.74
	UC(w;2+w;3)	0.57

UITGEVOERDE CONTROLES

Doorsnede	NEN-EN1995-1-1#6.1.7 (6.13)	Vz	0.733 / 2.354	0.31 Ok
Doorsnede	NEN-EN1995-1-1#6.1.6 (6.11)		10.706 / 12.462 + 0.7 x 0 / 14.555	0.86 Ok
Doorbuigingen	NEN-EN1995#7.2|NEN-EN1990#A1.4.3 (4)		9.5 / 12.8	0.74 Ok

Ligger gecontroleerd op sterkte en doorbuiging
Ligger Ok

Projectnaam		Projectnummer	
Omschrijving		Constructeur	
Opdrachtgever		Eenheden	m, kN, kNm
Bestand	O:\20-090 Nieuwbouw kantoor Winterle\Statische berekeningen\balklaag.mxft		

3. Vloer (NEN-EN1995-1-1:2011/NB:2013)

PROFIELGEGEVENS: HT-GS 69 X 194

Breedte	b	69 mm	Oppervlak	A	13386 mm^2
Hoogte	h	194 mm			
			Traagheidsmoment	Itor	1649e+04 mm^4
Weerstandsmoment	Wy	4328e+02 mm^3	Traagheidsmoment	Iy	4198e+04 mm^4
Weerstandsmoment	Wz	1539e+02 mm^3	Traagheidsmoment	Iz	5311e+03 mm^4
Sterkte klasse		C18			
	f,m,0,k	18.0 N/mm^2		f,c,0,k	18.0 N/mm^2
	f,t,0,k	11.0 N/mm^2		f,v,0,k	3.4 N/mm^2
Elasticiteitsmodulus	E;0;mean	9000.0 N/mm^2		G;mean	560.0 N/mm^2

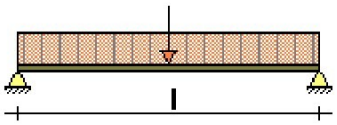

Klimaatklasse		I		Gamma;M	1.30
	k;h	1.00	I (Permanent)	k;mod	0.60
			II (Lange termijn)	k;mod	0.70
	Beta;c	0.2	III (Middellange termijn)	k;mod	0.80
Ontwerplevensduur		50 Jaar	IV (Korte termijn)	k;mod	0.90
Betrouwbaarheidsklasse		2	V (Onmiddellijk)	k;mod	1.10
lsys		3.200 m	Beschot kwaliteit		C20
hoh afstand	Lt	0.610 m	Beschot dikte		20 mm
Zeeg		0 mm			
Doorbuigingen beschouwen		Ja			
Stootbelasting		Nee			
Reductiefactor spreiding		0.73			

BELASTINGEN

			CPROB
Permanent	Eigen gewicht	0.08 kN/m^2	
	beschot	0.60 kN/m^2	
	Totaal	**0.68** kN/m^2	
Opgelegd	q;k	3.00 kN/m^2	1.00
	psi (-)_0; psi (-)_1; psi (-)_2	0.50; 0.50; 0.30	
	Q;k	3.00 kN	
Bijzonder	Bijzonder; Fbijz	0.00 kN	
	Bijzonder; pbijz	0.00 kN/m^2	

BELASTINGSCOMBINATIES VOOR UITERSTE GRENSTOESTAND (610A + 6.10B)

Fu.C.1	p = yG * G_rep + yQ * Q_rep	1.35 * 0.68 + 0.75 * 3.00	3.17 kN/m^2
Fu.C.2	p = yG * G_rep + yQ * Q_rep	1.20 * 0.68 + 1.50 * 3.00	5.32 kN/m^2
Fu.C.3	p = yG * G_rep	1.35 * 0.68	0.92 kN/m^2
	F = yQ * F_rep	0.75 * 3.00	2.25 kN
Fu.C.4	p = yG * G_rep	1.20 * 0.68	0.82 kN/m^2
	F = yQ * F_rep	1.50 * 3.00	4.50 kN
Bi.C.1	p = yG * G_rep + yQ * Q_rep	1.00 * 0.68 + 0.30 * 3.00	1.58 kN/m^2

MAATGEVENDE SNEDEKRACHTEN

Comb.	Nc;Ed, Nt;Ed	Vy;Ed	Vz;Ed	My;Ed	Mz;Ed
Fu.C.1	0.00	0.00	-3.10	2.48	0.00
Fu.C.2	0.00	0.00	-5.19	4.15	0.00
Fu.C.3	0.00	0.00	3.15	2.04	0.00
Fu.C.4	0.00	0.00	5.30	3.27	0.00
Bi.C.1	0.00	0.00	-1.55	1.24	0.00
	kN	**kN**	**kN**	**kNm**	**kNm**

MAX UC SNEDEKRACHT

Comb.	Nc;Ed, Nt;Ed	Vy;Ed	Vz;Ed	My;Ed	Mz;Ed
Fu.C.1	0.00	0.00	-0.00	2.48	0.00
Fu.C.2	0.00	0.00	-0.00	4.15	0.00
Fu.C.3	0.00	0.00	-0.82	2.04	0.00
Fu.C.4	0.00	0.00	-1.65	3.27	0.00
Bi.C.1	0.00	0.00	-0.00	1.24	0.00
	kN	**kN**	**kN**	**kNm**	**kNm**

REKENSTERKTE

Comb.	Belasting duurklasse	f;m,y,d	f;m,z,d	f;t,0,d	f;c,0,d	f;v,0,d
Fu.C.1	III (Middellange termijn)	11.08	12.94	6.77	11.08	2.09
Fu.C.2	III (Middellange termijn)	11.08	12.94	6.77	11.08	2.09
Fu.C.3	III (Middellange termijn)	11.08	12.94	6.77	11.08	2.09
Fu.C.4	III (Middellange termijn)	11.08	12.94	6.77	11.08	2.09
Bi.C.1	III (Middellange termijn)	11.08	12.94	6.77	11.08	2.09
		N/mm^2	**N/mm^2**	**N/mm^2**	**N/mm^2**	**N/mm^2**

REKENSPANNING

Comb.	sigma;m,y,d	sigma;m,z,d	tau;v,y,d	tau;v,z,d	sigma;c(t),0,d
Fu.C.1	5.72	0.00	0.00	0.00	0.00
Fu.C.2	9.60	0.00	0.00	0.00	0.00
Fu.C.3	4.71	0.00	0.00	0.09	0.00
Fu.C.4	7.56	0.00	0.00	0.18	0.00
Bi.C.1	2.86	0.00	0.00	0.00	0.00
	N/mm^2	**N/mm^2**	**N/mm^2**	**N/mm^2**	**N/mm^2**

UC DOORSNEDE PER BELASTINGSCOMBINATIE

Fu.C.1	NEN-EN1995-1-1#6.1.6 (6.11)		5.723 / 11.077 + 0.7 x 0 / 12.938	0.52 Ok
Fu.C.2	NEN-EN1995-1-1#6.1.6 (6.11)		9.597 / 11.077 + 0.7 x 0 / 12.938	0.87 Ok
Fu.C.3	NEN-EN1995-1-1#6.1.6 (6.11)		4.706 / 11.077 + 0.7 x 0 / 12.938	0.42 Ok
Fu.C.3	NEN-EN1995-1-1#6.1.7 (6.13)	Vz	0.092 / 2.092	0.04 Ok
Fu.C.4	NEN-EN1995-1-1#6.1.6 (6.11)		7.562 / 11.077 + 0.7 x 0 / 12.938	0.68 Ok
Fu.C.4	NEN-EN1995-1-1#6.1.7 (6.13)	Vz	0.184 / 2.092	0.09 Ok
Bi.C.1	NEN-EN1995-1-1#6.1.6 (6.11)		2.856 / 11.077 + 0.7 x 0 / 12.938	0.26 Ok

BELASTINGSCOMBINATIES VOOR BRUIKBAARHEIDSGRENSTOESTAND

Ka.C.1	p = yG * G_rep + yQ * Q_rep	1.00 * 0.68 + 0.50 * 3.00	2.18 kN/m^2
Ka.C.2	p = yG * G_rep + yQ * Q_rep	1.00 * 0.68 + 1.00 * 3.00	3.68 kN/m^2
Qu.C.1	p = yG * G_rep + yQ * Q_rep	1.00 * 0.68 + 0.30 * 3.00	1.58 kN/m^2
Ka.C.(w1)	p = yG * G_rep	1.00 * 0.68	0.68 kN/m^2

UC DOORBUIGINGEN PER BELASTINGSCOMBINATIE

L/250	Limiet w;max	12.8 mm	L/333	Limiet w;2+w;3	9.6 mm
E;mean	E;0;ser;d;inst	9000.0 N/mm^2	E;mean / Kdef	E;0;ser;d;cr	15000.0 N/mm^2
			E-Mod/E;0;ser;d;cr		0.60
Ka.C.(w1)	w;1	1.5 mm		w;c	0.0 mm
Qu.C.1	w;2	2.1 mm			

Comb.	w;3	w;tot	w;max	w;2+w;3	UC(w;max)	UC(w;2+w;3)
Ka.C.1	3.3	6.9	6.9	5.4	0.54	0.56
Ka.C.2	6.6	10.2	10.2	8.7	0.80	0.91
	mm	**mm**	**mm**	**mm**		

MAATGEVENDE KRACHTEN (FU.C.2)

Normaalkracht	Nt;Ed	0.00 kN
Dwarskracht	Vy;Ed	0.00 kN
Dwarskracht	Vz;Ed	-0.00 kN
Torsie	Mx;Ed	0.00 kNm
Moment	My;Ed	4.15 kNm
Moment	Mz;Ed	0.00 kNm

MAATGEVENDE DOORBUIGINGEN (KA.C.2)

Ka.C.(w1)	w;1	1.5 mm
Qu.C.1	w;2	2.1 mm
Ka.C.2	w;3	6.6 mm
	w;tot	10.2 mm
	w;max	10.2 mm
	w;2+w;3	8.7 mm
	Limiet w;max	12.8 mm
	Limiet w;2+w;3	9.6 mm
	UC(w;max)	0.80
	UC(w;2+w;3)	0.91

UITGEVOERDE CONTROLES

Doorsnede	NEN-EN1995-1-1#6.1.7 (6.13)	Vz	0.594 / 2.092	0.28	Ok
Doorsnede	NEN-EN1995-1-1#6.1.6 (6.11)		9.597 / 11.077 + 0.7 x 0 / 12.938	0.87	Ok
Doorbuigingen	NEN-EN1995#7.2|NEN-EN1990#A1.4.3 (4)		8.7 / 9.6	0.91	Ok

Ligger gecontroleerd op sterkte en doorbuiging
Ligger Ok

Projectomschrijving		**Projectnummer**	
Onderdeel		**Constructeur**	
Opdrachtgever		**Eenheden**	**m, mm, kN, kNm**
Bestand	**O:\20-090 Nieuwbouw kantoor Winterle\Statische berekeningen\spanten as B en C.mxf**		

Profielen

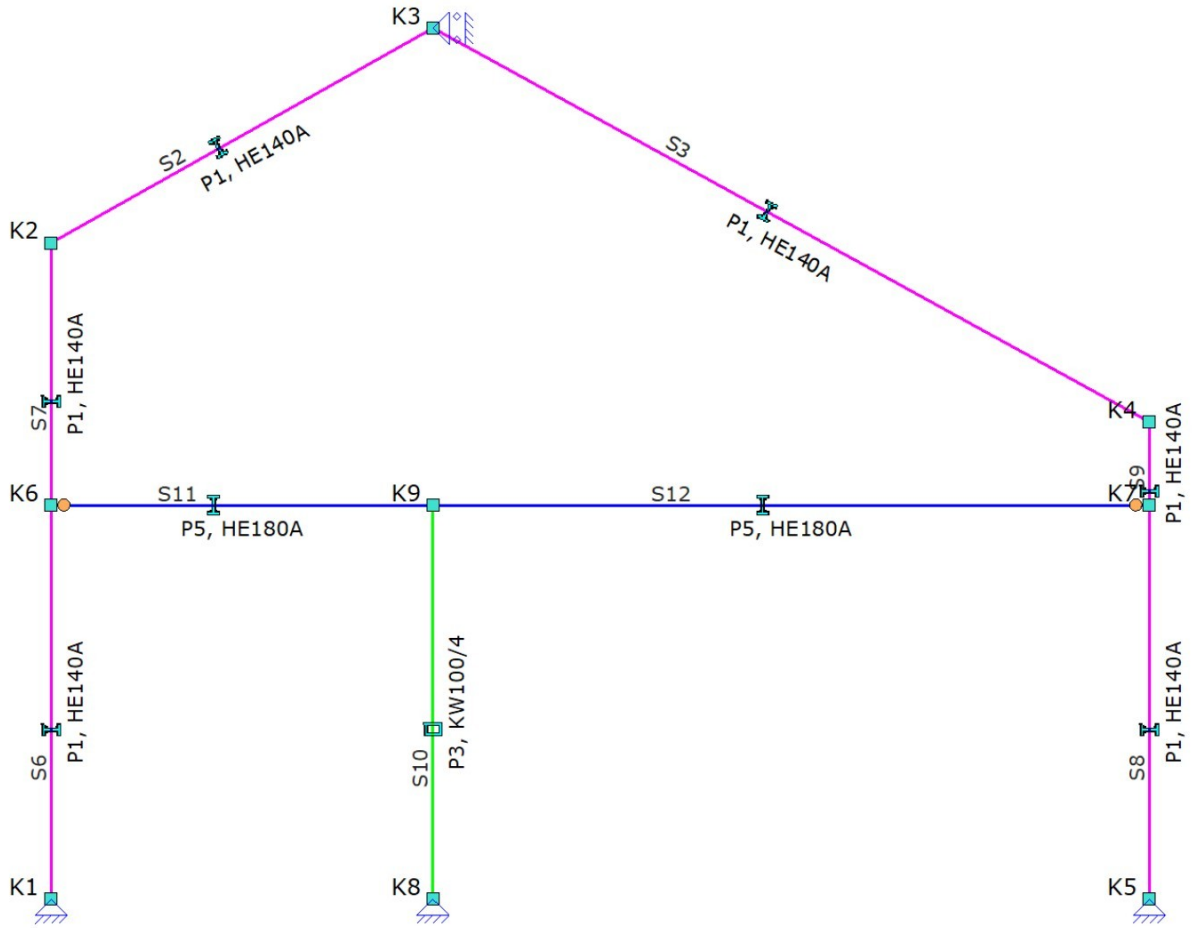

PROFIELEN

Profiel	Profielnaam	Oppervlakte	Iy	Materiaal	Hoek
P1	HE140A	3142	1.0331e+07	S235	0
P3	KW100/4	1528	2.3400e+06	S235H(EN10210-1)	0
P5	HE180A	4525	2.5103e+07	S235	0
		mm²	**mm⁴**		**°**

MATERIALEN

Materiaalnaam	Poison	Dichtheid	E-Modulus	Uitzettingcoeff
S235	0.30	78.50	2.1000e+05	12.0000e-06
S235H(EN10210-1)	0.30	78.50	2.1000e+05	12.0000e-06
		kN/m³	**N/mm²**	**C°m**

SCHARNIEREN

Staaf	Positie	Scharnier	X	Z	Yr
S6	0.000	A1	Vast	Vast	Vast
	3.300 (L)	A1	Vast	Vast	Vast
S7	0.000	A1	Vast	Vast	Vast
	2.200 (L)	A1	Vast	Vast	Vast
S8	0.000	A1	Vast	Vast	Vast
	3.300 (L)	A1	Vast	Vast	Vast
S9	0.000	A1	Vast	Vast	Vast
	0.700 (L)	A1	Vast	Vast	Vast
S11	0.000	A3	Vast	Vast	Vrij
	3.200 (L)	A1	Vast	Vast	Vast
	m		**kN/m**	**kN/m**	**kNm/rad**

Staaf	Positie	Scharnier	X	Z	Yr
S12	0.000	A1	Vast	Vast	Vast
	6.000 (L)	A3	Vast	Vast	Vrij
	m		kN/m	kN/m	kNm/rad

OPLEGGINGEN

Oplegging	Object	Positie	X	Z	Yr	Hoek Yr
O1	K1	K1	Vast	Vast	Vrij	0
O2	K5	K5	Vast	Vast	Vrij	0
O3	K3	K3	Vast	Vrij	Vrij	0
O4	K8	K8	Vast	Vast	Vrij	0
		m	kN/m	kN/m	kNm/rad	°

GEWICHTSBEREKENING

Index	Omschrijving	Berekening	Waarde	Eenheden
Gemeenschappelijk				
	Belastingen en vervormingen	NEN-EN1991		
Lsys1	Systeemmaat	3.20	3.20	[m]
Height1	Totale hoogte van constructie	7.30	7.30	[m]
Width1	Totale diepte van constructie	9.20	9.20	[m]
Width2	Totale breedte van constructie	9.60	9.60	[m]
LR1 (Permanente Belasting)				
	Permanente Belasting	NEN-EN1991-1-1:2011/NB:2011		
	Vloer (S5)			
Pp1	Houten vloer + liggers	0.7	0.70	[kN/m²]
q1	Permanente Belasting	Pp1*Lsys1	2.24	[kN/m]
	Hellend dak (S2,S3)			
Pp2	Stalen dak + windvb	0.25	0.25	[kN/m²]
q2	Permanente Belasting	Pp2*Lsys1	0.80	[kN/m]
LR2 (Correlatie factor)				
	Windbelasting Algemeen	NEN-EN1991-1-4:2011/NB:2011		
Width3	Gemiddelde breedte (b)	3.20	3.20	[m]
Height2	Totale hoogte van constructie	7.30	7.30	[m]
Height3	Boven de grond	3.00	3.00	[m]
Z1	Referentiehoogte	Height3+(0.5*Height2)	6.65	[m]
Region1	Regio	3	3.00	
Cat1	Terrein	Onbebouwd	2.00	
Co1	Orthografie factor (C0)	1.00	1.00	
CsCd1	Constructie factor (CsCd)	1.00	1.00	
C1	Correlatie factor	0.85	0.85	
LR3 (Vertikale wand; Verdeelde element belasting (q): S8,S9)				
	Windbelasting van Links + Overdruk	NEN-EN1991-1-4:2011/NB:2011		
A1	Belast oppervlak (A)	32.96	32.96	[m²]
Cpe1	Uitwendige druk; Druk coefficient (Cpe)	NEN-EN1991-1-4#7.2(Dak=Wand,Zone=D,hd=1.12)	0.80	
Cpi1	Interne druk; Druk coefficient (Cpi)	EN1991-1-4#7.2.9(Cpe=Cpe1,Openingen=0.00,Over=True)	0.20	
Z2	z=b; (b	9.60	9.60	[m]
Qp1	Pieksnelheids druk (Qp voor referentieperiode 50)	NEN-EN1991-1-4#4(Z=Z2,Terrein=Cat1,Regio=Region1,C0=Co1)	0.69	[kN/m²]
Z3	z=h; (b	10.30	10.30	[m]
Qp2	Pieksnelheids druk (Qp voor referentieperiode 50)	NEN-EN1991-1-4#4(Z=Z3,Terrein=Cat1,Regio=Region1,C0=Co1)	0.71	[kN/m²]
Cpe2	Zadeldak; Druk coefficient (Cpe): S2	NEN-EN1991-1-4#7.2(Dak=Zadeldak,Zone=G,Hoek=29.36)	-0.51	
q3	Zadeldak; Verdeelde element belasting (q): S2	(Qp1*Cpe2*CsCd1) * Lsys1	-1.14	[kN/m]
q4	Interne druk; Verdeelde element belasting (q)	(Cpi1*Qp1) * Lsys1	0.44	[kN/m]
Cpe3	Zadeldak; Druk coefficient (Cpe): S2	NEN-EN1991-1-4#7.2(Dak=Zadeldak,Zone=H,Hoek=29.36)	-0.20	
q5	Zadeldak; Verdeelde element belasting (q): S2	(Qp1*Cpe3*CsCd1) * Lsys1	-0.45	[kN/m]
q6	Zadeldak; Verdeelde element belasting (q): S2	(Qp2*Cpe3*CsCd1) * Lsys1	-0.46	[kN/m]
q7	Interne druk; Verdeelde element belasting (q)	(Cpi1*Qp2) * Lsys1	0.45	[kN/m]
Cpe4	Zadeldak; Druk coefficient (Cpe): S3	NEN-EN1991-1-4#7.2(Dak=Zadeldak,Zone=I,Hoek=28.81)	-0.40	
q8	Zadeldak; Verdeelde element belasting (q): S3	(Qp1*Cpe4*CsCd1) * Lsys1	-0.89	[kN/m]
Cpe5	Zadeldak; Druk coefficient (Cpe): S3	NEN-EN1991-1-4#7.2(Dak=Zadeldak,Zone=J,Hoek=28.81)	-0.54	

Index	Omschrijving	Berekening	Waarde	Eenheden
q9	Zadeldak; Verdeelde element belasting (q): S3	(Qp2*Cpe5*CsCd1) * Lsys1	-1.22	[kN/m]
q10	Zadeldak; Verdeelde element belasting (q): S3	(Qp2*Cpe4*CsCd1) * Lsys1	-0.91	[kN/m]
Cpe6	Vertikale wand; Druk coefficient (Cpe): S6,S7,S8,S9	NEN-EN1991-1-4#7.2(Dak=Wand,Zone=D,hd=1.12)	0.80	
q11	Vertikale wand; Verdeelde element belasting (q): S6,S7,S8,S9	(Qp1*Cpe6*CsCd1) * Lsys1	1.77	[kN/m]
Cpe7	Vertikale wand; Druk coefficient (Cpe): S6,S7,S8,S9	NEN-EN1991-1-4#7.2(Dak=Wand,Zone=E,hd=1.12)	-0.51	
C2	Vertikale wand; Druk coefficient (Cpe) incl. correlatiefactor: S6,S7,S8,S9	(Cpe6-Cpe7) * C1	1.11	
q12	Vertikale wand; Verdeelde element belasting (q): S6,S7,S8,S9	(Qp1*(Cpe7+C2)*CsCd1) * Lsys1	1.34	[kN/m]
q13	Vertikale wand; Verdeelde element belasting (q): S8,S9	(Qp1*Cpe7*CsCd1) * Lsys1	-1.12	[kN/m]
q14	Vertikale wand; Verdeelde element belasting (q): S8,S9	(Qp1*(Cpe6-C2)*CsCd1) * Lsys1	-0.69	[kN/m]
LR4 (Vertikale wand; Verdeelde element belasting (q): S8,S9)				
	Windbelasting van Links + Overdruk (2e Cpe)	NEN-EN1991-1-4:2011/NB:2011		
A2	Belast oppervlak (A)	32.96	32.96	[m²]
Cpe8	Uitwendige druk; Druk coefficient (Cpe)	NEN-EN1991-1-4#7.2(Dak=Wand,Zone=D,hd=1.12)	0.80	
Cpi2	Interne druk; Druk coefficient (Cpi)	EN1991-1-4#7.2.9(Cpe=Cpe8,Openingen=0.00,Over=True)	0.20	
Z4	z=b; (b	9.60	9.60	[m]
Qp3	Pieksnelheids druk (Qp voor referentieperiode 50)	NEN-EN1991-1-4#4(Z=Z4,Terrein=Cat1,Regio=Region1,C0=Co1)	0.69	[kN/m²]
Z5	z=h; (b	10.30	10.30	[m]
Qp4	Pieksnelheids druk (Qp voor referentieperiode 50)	NEN-EN1991-1-4#4(Z=Z5,Terrein=Cat1,Regio=Region1,C0=Co1)	0.71	[kN/m²]
Cpe9	Zadeldak; Druk coefficient (Cpe): S2	NEN-EN1991-1-4#7.2(Dak=Zadeldak,Zone=G,Hoek=29.36,Eerst=False)	0.68	
q15	Zadeldak; Verdeelde element belasting (q): S2	(Qp3*Cpe9*CsCd1) * Lsys1	1.50	[kN/m]
q16	Interne druk; Verdeelde element belasting (q)	(Cpi2*Qp3) * Lsys1	0.44	[kN/m]
Cpe10	Zadeldak; Druk coefficient (Cpe): S2	NEN-EN1991-1-4#7.2(Dak=Zadeldak,Zone=H,Hoek=29.36,Eerst=False)	0.39	
q17	Zadeldak; Verdeelde element belasting (q): S2	(Qp3*Cpe10*CsCd1) * Lsys1	0.87	[kN/m]
q18	Zadeldak; Verdeelde element belasting (q): S2	(Qp4*Cpe10*CsCd1) * Lsys1	0.89	[kN/m]
q19	Interne druk; Verdeelde element belasting (q)	(Cpi2*Qp4) * Lsys1	0.45	[kN/m]
Cpe11	Zadeldak; Druk coefficient (Cpe): S3	NEN-EN1991-1-4#7.2(Dak=Zadeldak,Zone=I,Hoek=28.81,Eerst=False)	0.00	
q20	Zadeldak; Verdeelde element belasting (q): S3	(Qp3*Cpe11*CsCd1) * Lsys1	0.00	[kN/m]
Cpe12	Zadeldak; Druk coefficient (Cpe): S3	NEN-EN1991-1-4#7.2(Dak=Zadeldak,Zone=J,Hoek=28.81,Eerst=False)	0.00	
q21	Zadeldak; Verdeelde element belasting (q): S3	(Qp4*Cpe12*CsCd1) * Lsys1	0.00	[kN/m]
q22	Zadeldak; Verdeelde element belasting (q): S3	(Qp4*Cpe11*CsCd1) * Lsys1	0.00	[kN/m]
Cpe13	Vertikale wand; Druk coefficient (Cpe): S6,S7,S8,S9	NEN-EN1991-1-4#7.2(Dak=Wand,Zone=D,hd=1.12,Eerst=False)	0.80	
q23	Vertikale wand; Verdeelde element belasting (q): S6,S7,S8,S9	(Qp3*Cpe13*CsCd1) * Lsys1	1.77	[kN/m]
Cpe14	Vertikale wand; Druk coefficient (Cpe): S6,S7,S8,S9	NEN-EN1991-1-4#7.2(Dak=Wand,Zone=E,hd=1.12,Eerst=False)	-0.51	
C3	Vertikale wand; Druk coefficient (Cpe) incl. correlatiefactor: S6,S7,S8,S9	(Cpe13-Cpe14) * C1	1.11	
q24	Vertikale wand; Verdeelde element belasting (q): S6,S7,S8,S9	(Qp3*(Cpe14+C3)*CsCd1) * Lsys1	1.34	[kN/m]
q25	Vertikale wand; Verdeelde element belasting (q): S8,S9	(Qp3*Cpe14*CsCd1) * Lsys1	-1.12	[kN/m]
q26	Vertikale wand; Verdeelde element belasting (q): S8,S9	(Qp3*(Cpe13-C3)*CsCd1) * Lsys1	-0.69	[kN/m]
LR5 (Vertikale wand; Verdeelde element belasting (q): S8,S9)				
	Windbelasting van Links + Onderdruk	NEN-EN1991-1-4:2011/NB:2011		
A3	Belast oppervlak (A)	32.96	32.96	[m²]
Cpe15	Uitwendige druk; Druk coefficient (Cpe)	NEN-EN1991-1-4#7.2(Dak=Wand,Zone=E,hd=1.12)	-0.51	
Cpi3	Interne druk; Druk coefficient (Cpi)	EN1991-1-4#7.2.9(Cpe=Cpe15,Openingen=0.00,Over=False)	-0.30	
Z6	z=b; (b	9.60	9.60	[m]
Qp5	Pieksnelheids druk (Qp voor referentieperiode 50)	NEN-EN1991-1-4#4(Z=Z6,Terrein=Cat1,Regio=Region1,C0=Co1)	0.69	[kN/m²]
Z7	z=h; (b	10.30	10.30	[m]
Qp6	Pieksnelheids druk (Qp voor referentieperiode 50)	NEN-EN1991-1-4#4(Z=Z7,Terrein=Cat1,Regio=Region1,C0=Co1)	0.71	[kN/m²]

Index	Omschrijving	Berekening	Waarde	Eenheden
Cpe16	Zadeldak; Druk coefficient (Cpe): S2	NEN-EN1991-1-4#7.2(Dak=Zadeldak,Zone=G,Hoek=29.36)	-0.51	
q27	Zadeldak; Verdeelde element belasting (q): S2	(Qp5*Cpe16*CsCd1) * Lsys1	-1.14	[kN/m]
q28	Interne druk; Verdeelde element belasting (q)	(Cpi3*Qp5) * Lsys1	-0.66	[kN/m]
Cpe17	Zadeldak; Druk coefficient (Cpe): S2	NEN-EN1991-1-4#7.2(Dak=Zadeldak,Zone=H,Hoek=29.36)	-0.20	
q29	Zadeldak; Verdeelde element belasting (q): S2	(Qp5*Cpe17*CsCd1) * Lsys1	-0.45	[kN/m]
q30	Zadeldak; Verdeelde element belasting (q): S2	(Qp6*Cpe17*CsCd1) * Lsys1	-0.46	[kN/m]
q31	Interne druk; Verdeelde element belasting (q)	(Cpi3*Qp6) * Lsys1	-0.68	[kN/m]
Cpe18	Zadeldak; Druk coefficient (Cpe): S3	NEN-EN1991-1-4#7.2(Dak=Zadeldak,Zone=I,Hoek=28.81)	-0.40	
q32	Zadeldak; Verdeelde element belasting (q): S3	(Qp5*Cpe18*CsCd1) * Lsys1	-0.89	[kN/m]
Cpe19	Zadeldak; Druk coefficient (Cpe): S3	NEN-EN1991-1-4#7.2(Dak=Zadeldak,Zone=J,Hoek=28.81)	-0.54	
q33	Zadeldak; Verdeelde element belasting (q): S3	(Qp6*Cpe19*CsCd1) * Lsys1	-1.22	[kN/m]
q34	Zadeldak; Verdeelde element belasting (q): S3	(Qp6*Cpe18*CsCd1) * Lsys1	-0.91	[kN/m]
Cpe20	Vertikale wand; Druk coefficient (Cpe): S6,S7,S8,S9	NEN-EN1991-1-4#7.2(Dak=Wand,Zone=D,hd=1.12)	0.80	
q35	Vertikale wand; Verdeelde element belasting (q): S6,S7,S8,S9	(Qp5*Cpe20*CsCd1) * Lsys1	1.77	[kN/m]
Cpe21	Vertikale wand; Druk coefficient (Cpe): S6,S7,S8,S9	NEN-EN1991-1-4#7.2(Dak=Wand,Zone=E,hd=1.12)	-0.51	
C4	Vertikale wand; Druk coefficient (Cpe) incl. correlatiefactor: S6,S7,S8,S9	(Cpe20-Cpe21) * C1	1.11	
q36	Vertikale wand; Verdeelde element belasting (q): S6,S7,S8,S9	(Qp5*(Cpe21+C4)*CsCd1) * Lsys1	1.34	[kN/m]
q37	Vertikale wand; Verdeelde element belasting (q): S8,S9	(Qp5*Cpe21*CsCd1) * Lsys1	-1.12	[kN/m]
q38	Vertikale wand; Verdeelde element belasting (q): S8,S9	(Qp5*(Cpe20-C4)*CsCd1) * Lsys1	-0.69	[kN/m]
LR6 (Vertikale wand; Verdeelde element belasting (q): S8,S9)				
	Windbelasting van Links + Onderdruk (2e Cpe)	NEN-EN1991-1-4:2011/NB:2011		
A4	Belast oppervlak (A)	32.96	32.96	[m²]
Cpe22	Uitwendige druk; Druk coefficient (Cpe)	NEN-EN1991-1-4#7.2(Dak=Wand,Zone=E,hd=1.12)	-0.51	
Cpi4	Interne druk; Druk coefficient (Cpi)	EN1991-1-4#7.2.9(Cpe=Cpe22,Openingen=0.00,Over=False)	-0.30	
Z8	z=b; (b	9.60	9.60	[m]
Qp7	Pieksnelheids druk (Qp voor referentieperiode 50)	NEN-EN1991-1-4#4(Z=Z8,Terrein=Cat1,Regio=Region1,C0=Co1)	0.69	[kN/m²]
Z9	z=h; (b	10.30	10.30	[m]
Qp8	Pieksnelheids druk (Qp voor referentieperiode 50)	NEN-EN1991-1-4#4(Z=Z9,Terrein=Cat1,Regio=Region1,C0=Co1)	0.71	[kN/m²]
Cpe23	Zadeldak; Druk coefficient (Cpe): S2	NEN-EN1991-1-4#7.2(Dak=Zadeldak,Zone=G,Hoek=29.36,Eerst=False)	0.68	
q39	Zadeldak; Verdeelde element belasting (q): S2	(Qp7*Cpe23*CsCd1) * Lsys1	1.50	[kN/m]
q40	Interne druk; Verdeelde element belasting (q)	(Cpi4*Qp7) * Lsys1	-0.66	[kN/m]
Cpe24	Zadeldak; Druk coefficient (Cpe): S2	NEN-EN1991-1-4#7.2(Dak=Zadeldak,Zone=H,Hoek=29.36,Eerst=False)	0.39	
q41	Zadeldak; Verdeelde element belasting (q): S2	(Qp7*Cpe24*CsCd1) * Lsys1	0.87	[kN/m]
q42	Zadeldak; Verdeelde element belasting (q): S2	(Qp8*Cpe24*CsCd1) * Lsys1	0.89	[kN/m]
q43	Interne druk; Verdeelde element belasting (q)	(Cpi4*Qp8) * Lsys1	-0.68	[kN/m]
Cpe25	Zadeldak; Druk coefficient (Cpe): S3	NEN-EN1991-1-4#7.2(Dak=Zadeldak,Zone=I,Hoek=28.81,Eerst=False)	0.00	
q44	Zadeldak; Verdeelde element belasting (q): S3	(Qp7*Cpe25*CsCd1) * Lsys1	0.00	[kN/m]
Cpe26	Zadeldak; Druk coefficient (Cpe): S3	NEN-EN1991-1-4#7.2(Dak=Zadeldak,Zone=J,Hoek=28.81,Eerst=False)	0.00	
q45	Zadeldak; Verdeelde element belasting (q): S3	(Qp8*Cpe26*CsCd1) * Lsys1	0.00	[kN/m]
q46	Zadeldak; Verdeelde element belasting (q): S3	(Qp8*Cpe25*CsCd1) * Lsys1	0.00	[kN/m]
Cpe27	Vertikale wand; Druk coefficient (Cpe): S6,S7,S8,S9	NEN-EN1991-1-4#7.2(Dak=Wand,Zone=D,hd=1.12,Eerst=False)	0.80	
q47	Vertikale wand; Verdeelde element belasting (q): S6,S7,S8,S9	(Qp7*Cpe27*CsCd1) * Lsys1	1.77	[kN/m]
Cpe28	Vertikale wand; Druk coefficient (Cpe): S6,S7,S8,S9	NEN-EN1991-1-4#7.2(Dak=Wand,Zone=E,hd=1.12,Eerst=False)	-0.51	
C5	Vertikale wand; Druk coefficient (Cpe) incl. correlatiefactor: S6,S7,S8,S9	(Cpe27-Cpe28) * C1	1.11	
q48	Vertikale wand; Verdeelde element belasting (q): S6,S7,S8,S9	(Qp7*(Cpe28+C5)*CsCd1) * Lsys1	1.34	[kN/m]
q49	Vertikale wand; Verdeelde element belasting (q): S8,S9	(Qp7*Cpe28*CsCd1) * Lsys1	-1.12	[kN/m]
q50	Vertikale wand; Verdeelde element belasting (q): S8,S9	(Qp7*(Cpe27-C5)*CsCd1) * Lsys1	-0.69	[kN/m]

Index	Omschrijving	Berekening	Waarde	Eenheden
LR7 (Vertikale wand; Verdeelde element belasting (q): S8,S9)				
	Windbelasting van Rechts + Overdruk	NEN-EN1991-1-4:2011/NB:2011		
A5	Belast oppervlak (A)	32.96	32.96	[m²]
Cpe29	Uitwendige druk; Druk coefficient (Cpe)	NEN-EN1991-1-4#7.2(Dak=Wand,Zone=D,hd=1.12)	0.80	
Cpi5	Interne druk; Druk coefficient (Cpi)	EN1991-1-4#7.2.9(Cpe=Cpe29,Openingen=0.00,Over=True)	0.20	
Z10	z=b; (b	9.60	9.60	[m]
Qp9	Pieksnelheids druk (Qp voor referentieperiode 50)	NEN-EN1991-1-4#4(Z=Z10,Terrein=Cat1,Regio=Region1,C0=Co1)	0.69	[kN/m²]
Z11	z=h; (b	10.30	10.30	[m]
Qp10	Pieksnelheids druk (Qp voor referentieperiode 50)	NEN-EN1991-1-4#4(Z=Z11,Terrein=Cat1,Regio=Region1,C0=Co1)	0.71	[kN/m²]
Cpe30	Zadeldak; Druk coefficient (Cpe): S2	NEN-EN1991-1-4#7.2(Dak=Zadeldak,Zone=I,Hoek=29.36)	-0.40	
q51	Zadeldak; Verdeelde element belasting (q): S2	(Qp9*Cpe30*CsCd1) * Lsys1	-0.89	[kN/m]
q52	Interne druk; Verdeelde element belasting (q)	(Cpi5*Qp9) * Lsys1	0.44	[kN/m]
Cpe31	Zadeldak; Druk coefficient (Cpe): S2	NEN-EN1991-1-4#7.2(Dak=Zadeldak,Zone=J,Hoek=29.36)	-0.52	
q53	Zadeldak; Verdeelde element belasting (q): S2	(Qp10*Cpe31*CsCd1) * Lsys1	-1.18	[kN/m]
q54	Interne druk; Verdeelde element belasting (q)	(Cpi5*Qp10) * Lsys1	0.45	[kN/m]
q55	Zadeldak; Verdeelde element belasting (q): S2	(Qp10*Cpe30*CsCd1) * Lsys1	-0.91	[kN/m]
Cpe32	Zadeldak; Druk coefficient (Cpe): S3	NEN-EN1991-1-4#7.2(Dak=Zadeldak,Zone=G,Hoek=28.81)	-0.52	
q56	Zadeldak; Verdeelde element belasting (q): S3	(Qp9*Cpe32*CsCd1) * Lsys1	-1.16	[kN/m]
Cpe33	Zadeldak; Druk coefficient (Cpe): S3	NEN-EN1991-1-4#7.2(Dak=Zadeldak,Zone=H,Hoek=28.81)	-0.21	
q57	Zadeldak; Verdeelde element belasting (q): S3	(Qp9*Cpe33*CsCd1) * Lsys1	-0.46	[kN/m]
q58	Zadeldak; Verdeelde element belasting (q): S3	(Qp10*Cpe33*CsCd1) * Lsys1	-0.47	[kN/m]
Cpe34	Vertikale wand; Druk coefficient (Cpe): S6,S7,S8,S9	NEN-EN1991-1-4#7.2(Dak=Wand,Zone=E,hd=1.12)	-0.51	
q59	Vertikale wand; Verdeelde element belasting (q): S6,S7,S8,S9	(Qp9*Cpe34*CsCd1) * Lsys1	-1.12	[kN/m]
Cpe35	Vertikale wand; Druk coefficient (Cpe): S6,S7,S8,S9	NEN-EN1991-1-4#7.2(Dak=Wand,Zone=D,hd=1.12)	0.80	
C6	Vertikale wand; Druk coefficient (Cpe) incl. correlatiefactor: S6,S7,S8,S9	(Cpe35-Cpe34) * C1	1.11	
q60	Vertikale wand; Verdeelde element belasting (q): S6,S7,S8,S9	(Qp9*(Cpe35-C6)*CsCd1) * Lsys1	-0.69	[kN/m]
q61	Vertikale wand; Verdeelde element belasting (q): S6,S7,S8,S9	(Qp9*(Cpe34+C6)*CsCd1) * Lsys1	1.34	[kN/m]
q62	Vertikale wand; Verdeelde element belasting (q): S8,S9	(Qp9*Cpe35*CsCd1) * Lsys1	1.77	[kN/m]
LR8 (Vertikale wand; Verdeelde element belasting (q): S8,S9)				
	Windbelasting van Rechts + Overdruk (2e Cpe)	NEN-EN1991-1-4:2011/NB:2011		
A6	Belast oppervlak (A)	32.96	32.96	[m²]
Cpe36	Uitwendige druk; Druk coefficient (Cpe)	NEN-EN1991-1-4#7.2(Dak=Wand,Zone=D,hd=1.12)	0.80	
Cpi6	Interne druk; Druk coefficient (Cpi)	EN1991-1-4#7.2.9(Cpe=Cpe36,Openingen=0.00,Over=True)	0.20	
Z12	z=b; (b	9.60	9.60	[m]
Qp11	Pieksnelheids druk (Qp voor referentieperiode 50)	NEN-EN1991-1-4#4(Z=Z12,Terrein=Cat1,Regio=Region1,C0=Co1)	0.69	[kN/m²]
Z13	z=h; (b	10.30	10.30	[m]
Qp12	Pieksnelheids druk (Qp voor referentieperiode 50)	NEN-EN1991-1-4#4(Z=Z13,Terrein=Cat1,Regio=Region1,C0=Co1)	0.71	[kN/m²]
Cpe37	Zadeldak; Druk coefficient (Cpe): S2	NEN-EN1991-1-4#7.2(Dak=Zadeldak,Zone=I,Hoek=29.36,Eerst=False)	0.00	
q63	Zadeldak; Verdeelde element belasting (q): S2	(Qp11*Cpe37*CsCd1) * Lsys1	0.00	[kN/m]
q64	Interne druk; Verdeelde element belasting (q)	(Cpi6*Qp11) * Lsys1	0.44	[kN/m]
Cpe38	Zadeldak; Druk coefficient (Cpe): S2	NEN-EN1991-1-4#7.2(Dak=Zadeldak,Zone=J,Hoek=29.36,Eerst=False)	0.00	
q65	Zadeldak; Verdeelde element belasting (q): S2	(Qp12*Cpe38*CsCd1) * Lsys1	0.00	[kN/m]
q66	Interne druk; Verdeelde element belasting (q)	(Cpi6*Qp12) * Lsys1	0.45	[kN/m]
q67	Zadeldak; Verdeelde element belasting (q): S2	(Qp12*Cpe37*CsCd1) * Lsys1	0.00	[kN/m]
Cpe39	Zadeldak; Druk coefficient (Cpe): S3	NEN-EN1991-1-4#7.2(Dak=Zadeldak,Zone=G,Hoek=28.81,Eerst=False)	0.66	
q68	Zadeldak; Verdeelde element belasting (q): S3	(Qp11*Cpe39*CsCd1) * Lsys1	1.46	[kN/m]
Cpe40	Zadeldak; Druk coefficient (Cpe): S3	NEN-EN1991-1-4#7.2(Dak=Zadeldak,Zone=H,Hoek=28.81,Eerst=False)	0.38	
q69	Zadeldak; Verdeelde element belasting (q): S3	(Qp11*Cpe40*CsCd1) * Lsys1	0.85	[kN/m]
q70	Zadeldak; Verdeelde element belasting (q): S3	(Qp12*Cpe40*CsCd1) * Lsys1	0.87	[kN/m]
Cpe41	Vertikale wand; Druk coefficient (Cpe): S6,S7,S8,S9	NEN-EN1991-1-4#7.2(Dak=Wand,Zone=E,hd=1.12,Eerst=False)	-0.51	

Index	Omschrijving	Berekening	Waarde	Eenheden
q71	Vertikale wand; Verdeelde element belasting (q): S6,S7,S8,S9	(Qp11*Cpe41*CsCd1) * Lsys1	-1.12	[kN/m]
Cpe42	Vertikale wand; Druk coefficient (Cpe): S6,S7,S8,S9	NEN-EN1991-1-4#7.2(Dak=Wand,Zone=D,hd=1.12,Eerst=False)	0.80	
C7	Vertikale wand; Druk coefficient (Cpe) incl. correlatiefactor: S6,S7,S8,S9	(Cpe42-Cpe41) * C1	1.11	
q72	Vertikale wand; Verdeelde element belasting (q): S6,S7,S8,S9	(Qp11*(Cpe42-C7)*CsCd1) * Lsys1	-0.69	[kN/m]
q73	Vertikale wand; Verdeelde element belasting (q): S6,S7,S8,S9	(Qp11*(Cpe41+C7)*CsCd1) * Lsys1	1.34	[kN/m]
q74	Vertikale wand; Verdeelde element belasting (q): S8,S9	(Qp11*Cpe42*CsCd1) * Lsys1	1.77	[kN/m]
LR9 (Vertikale wand; Verdeelde element belasting (q): S8,S9)				
	Windbelasting van Rechts + Onderdruk	NEN-EN1991-1-4:2011/NB:2011		
A7	Belast oppervlak (A)	32.96	32.96	[m²]
Cpe43	Uitwendige druk; Druk coefficient (Cpe)	NEN-EN1991-1-4#7.2(Dak=Wand,Zone=E,hd=1.12)	-0.51	
Cpi7	Interne druk; Druk coefficient (Cpi)	EN1991-1-4#7.2.9(Cpe=Cpe43,Openingen=0.00,Over=False)	-0.30	
Z14	z=b; (b	9.60	9.60	[m]
Qp13	Pieksnelheids druk (Qp voor referentieperiode 50)	NEN-EN1991-1-4#4(Z=Z14,Terrein=Cat1,Regio=Region1,C0=Co1)	0.69	[kN/m²]
Z15	z=h; (b	10.30	10.30	[m]
Qp14	Pieksnelheids druk (Qp voor referentieperiode 50)	NEN-EN1991-1-4#4(Z=Z15,Terrein=Cat1,Regio=Region1,C0=Co1)	0.71	[kN/m²]
Cpe44	Zadeldak; Druk coefficient (Cpe): S2	NEN-EN1991-1-4#7.2(Dak=Zadeldak,Zone=I,Hoek=29.36)	-0.40	
q75	Zadeldak; Verdeelde element belasting (q): S2	(Qp13*Cpe44*CsCd1) * Lsys1	-0.89	[kN/m]
q76	Interne druk; Verdeelde element belasting (q)	(Cpi7*Qp13) * Lsys1	-0.66	[kN/m]
Cpe45	Zadeldak; Druk coefficient (Cpe): S2	NEN-EN1991-1-4#7.2(Dak=Zadeldak,Zone=J,Hoek=29.36)	-0.52	
q77	Zadeldak; Verdeelde element belasting (q): S2	(Qp14*Cpe45*CsCd1) * Lsys1	-1.18	[kN/m]
q78	Interne druk; Verdeelde element belasting (q)	(Cpi7*Qp14) * Lsys1	-0.68	[kN/m]
q79	Zadeldak; Verdeelde element belasting (q): S2	(Qp14*Cpe44*CsCd1) * Lsys1	-0.91	[kN/m]
Cpe46	Zadeldak; Druk coefficient (Cpe): S3	NEN-EN1991-1-4#7.2(Dak=Zadeldak,Zone=G,Hoek=28.81)	-0.52	
q80	Zadeldak; Verdeelde element belasting (q): S3	(Qp13*Cpe46*CsCd1) * Lsys1	-1.16	[kN/m]
Cpe47	Zadeldak; Druk coefficient (Cpe): S3	NEN-EN1991-1-4#7.2(Dak=Zadeldak,Zone=H,Hoek=28.81)	-0.21	
q81	Zadeldak; Verdeelde element belasting (q): S3	(Qp13*Cpe47*CsCd1) * Lsys1	-0.46	[kN/m]
q82	Zadeldak; Verdeelde element belasting (q): S3	(Qp14*Cpe47*CsCd1) * Lsys1	-0.47	[kN/m]
Cpe48	Vertikale wand; Druk coefficient (Cpe): S6,S7,S8,S9	NEN-EN1991-1-4#7.2(Dak=Wand,Zone=E,hd=1.12)	-0.51	
q83	Vertikale wand; Verdeelde element belasting (q): S6,S7,S8,S9	(Qp13*Cpe48*CsCd1) * Lsys1	-1.12	[kN/m]
Cpe49	Vertikale wand; Druk coefficient (Cpe): S6,S7,S8,S9	NEN-EN1991-1-4#7.2(Dak=Wand,Zone=D,hd=1.12)	0.80	
C8	Vertikale wand; Druk coefficient (Cpe) incl. correlatiefactor: S6,S7,S8,S9	(Cpe49-Cpe48) * C1	1.11	
q84	Vertikale wand; Verdeelde element belasting (q): S6,S7,S8,S9	(Qp13*(Cpe49-C8)*CsCd1) * Lsys1	-0.69	[kN/m]
q85	Vertikale wand; Verdeelde element belasting (q): S6,S7,S8,S9	(Qp13*(Cpe48+C8)*CsCd1) * Lsys1	1.34	[kN/m]
q86	Vertikale wand; Verdeelde element belasting (q): S8,S9	(Qp13*Cpe49*CsCd1) * Lsys1	1.77	[kN/m]
LR10 (Vertikale wand; Verdeelde element belasting (q): S8,S9)				
	Windbelasting van Rechts + Onderdruk (2e Cpe)	NEN-EN1991-1-4:2011/NB:2011		
A8	Belast oppervlak (A)	32.96	32.96	[m²]
Cpe50	Uitwendige druk; Druk coefficient (Cpe)	NEN-EN1991-1-4#7.2(Dak=Wand,Zone=E,hd=1.12)	-0.51	
Cpi8	Interne druk; Druk coefficient (Cpi)	EN1991-1-4#7.2.9(Cpe=Cpe50,Openingen=0.00,Over=False)	-0.30	
Z16	z=b; (b	9.60	9.60	[m]
Qp15	Pieksnelheids druk (Qp voor referentieperiode 50)	NEN-EN1991-1-4#4(Z=Z16,Terrein=Cat1,Regio=Region1,C0=Co1)	0.69	[kN/m²]
Z17	z=h; (b	10.30	10.30	[m]
Qp16	Pieksnelheids druk (Qp voor referentieperiode 50)	NEN-EN1991-1-4#4(Z=Z17,Terrein=Cat1,Regio=Region1,C0=Co1)	0.71	[kN/m²]
Cpe51	Zadeldak; Druk coefficient (Cpe): S2	NEN-EN1991-1-4#7.2(Dak=Zadeldak,Zone=I,Hoek=29.36,Eerst=False)	0.00	
q87	Zadeldak; Verdeelde element belasting (q): S2	(Qp15*Cpe51*CsCd1) * Lsys1	0.00	[kN/m]
q88	Interne druk; Verdeelde element belasting (q)	(Cpi8*Qp15) * Lsys1	-0.66	[kN/m]
Cpe52	Zadeldak; Druk coefficient (Cpe): S2	NEN-EN1991-1-4#7.2(Dak=Zadeldak,Zone=J,Hoek=29.36,Eerst=False)	0.00	

Index	Omschrijving	Berekening	Waarde	Eenheden
q89	Zadeldak; Verdeelde element belasting (q): S2	(Qp16*Cpe52*CsCd1) * Lsys1	0.00	[kN/m]
q90	Interne druk; Verdeelde element belasting (q)	(Cpi8*Qp16) * Lsys1	-0.68	[kN/m]
q91	Zadeldak; Verdeelde element belasting (q): S2	(Qp16*Cpe51*CsCd1) * Lsys1	0.00	[kN/m]
Cpe53	Zadeldak; Druk coefficient (Cpe): S3	NEN-EN1991-1-4#7.2(Dak=Zadeldak,Zone=G,Hoek=28.81,Eerst=False)	0.66	
q92	Zadeldak; Verdeelde element belasting (q): S3	(Qp15*Cpe53*CsCd1) * Lsys1	1.46	[kN/m]
Cpe54	Zadeldak; Druk coefficient (Cpe): S3	NEN-EN1991-1-4#7.2(Dak=Zadeldak,Zone=H,Hoek=28.81,Eerst=False)	0.38	
q93	Zadeldak; Verdeelde element belasting (q): S3	(Qp15*Cpe54*CsCd1) * Lsys1	0.85	[kN/m]
q94	Zadeldak; Verdeelde element belasting (q): S3	(Qp16*Cpe54*CsCd1) * Lsys1	0.87	[kN/m]
Cpe55	Vertikale wand; Druk coefficient (Cpe): S6,S7,S8,S9	NEN-EN1991-1-4#7.2(Dak=Wand,Zone=E,hd=1.12,Eerst=False)	-0.51	
q95	Vertikale wand; Verdeelde element belasting (q): S6,S7,S8,S9	(Qp15*Cpe55*CsCd1) * Lsys1	-1.12	[kN/m]
Cpe56	Vertikale wand; Druk coefficient (Cpe): S6,S7,S8,S9	NEN-EN1991-1-4#7.2(Dak=Wand,Zone=D,hd=1.12,Eerst=False)	0.80	
C9	Vertikale wand; Druk coefficient (Cpe) incl. correlatiefactor: S6,S7,S8,S9	(Cpe56-Cpe55) * C1	1.11	
q96	Vertikale wand; Verdeelde element belasting (q): S6,S7,S8,S9	(Qp15*(Cpe56-C9)*CsCd1) * Lsys1	-0.69	[kN/m]
q97	Vertikale wand; Verdeelde element belasting (q): S6,S7,S8,S9	(Qp15*(Cpe55+C9)*CsCd1) * Lsys1	1.34	[kN/m]
q98	Vertikale wand; Verdeelde element belasting (q): S8,S9	(Qp15*Cpe56*CsCd1) * Lsys1	1.77	[kN/m]
LR11 (Verdeelde element belasting (q))				
	Sneeuwbelasting	NEN-EN1991-1-3:2011/NB:2011		
Sk1	Karakteristiek waarde van de sneeuwlast op de grond (Sk)	NEN-EN1991-1-3#4.1(Zone=1)	0.70	[kN/m²]
Ce1	De milieucoefficient (Ce)	NEN-EN1991-1-3#5.2.7()	1.00	
Ct1	De thermische coefficient (Ct)	NEN-EN1991-1-3#5.2.8()	1.00	
	Zadeldak, Mu1 Hoek: 29.36; S2,S3			
Mu1	Mu1; Sneeuwbelasting coefficient (Mu)	EN1991-1-3#5.3(Dak=Hellend,Hoek=29.36,Mu=Mu1,Sk=Sk1)	0.80	
q99	Verdeelde element belasting (q)	(Sk1*Ce1*Ct1*Mu1) * Lsys1	1.79	[kN/m]
q100	Verdeelde element belasting (q)	q99*0.50	0.90	[kN/m]

B.G.1: Permanente Belasting

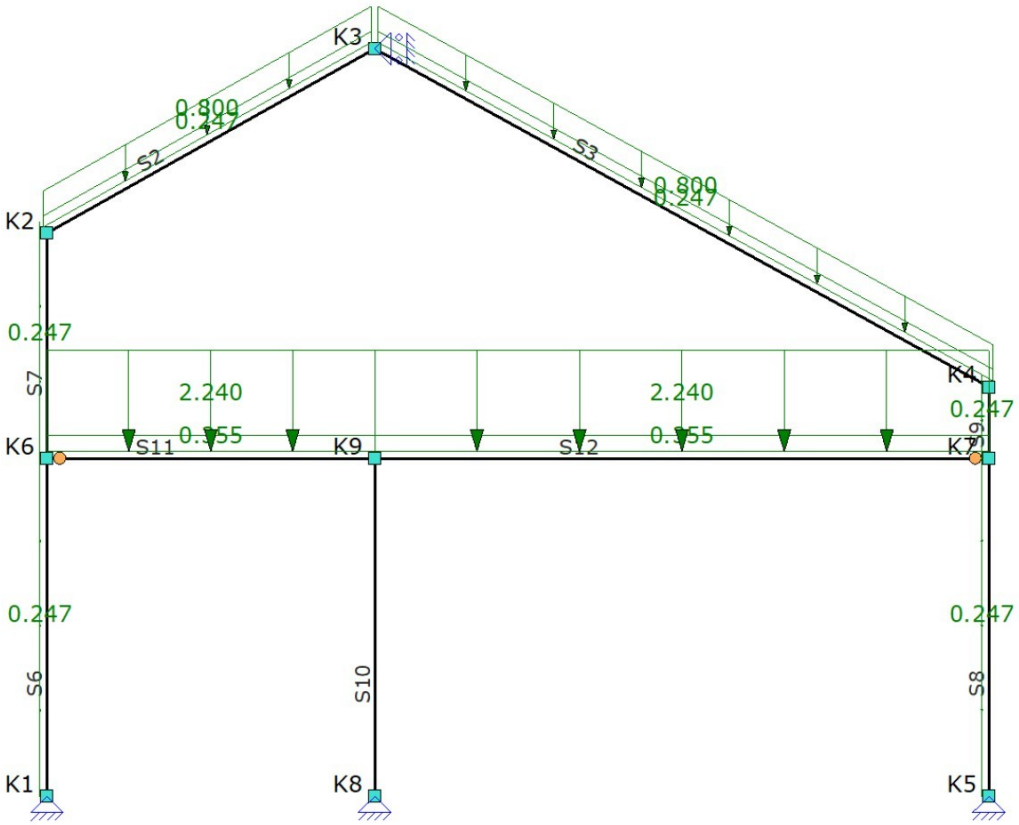

B.G.1: PERMANENTE BELASTING

Type	Beginwaarde	Eindwaarde	Beginafstand	Eindafstand	Richting	Staaf of knoop	Omschrijving
qG	1.000	1.000	0.000	L	Z"	S2-S3,S6-S9,S11-S12	
q	0.800 (q2)	0.800 (q2)	0.000	L	Z"	S2-S3	
q	2.240 (q1)	2.240 (q1)	0.000	L	Z"	S11-S12	
Som lasten		**Z: 37.228 Yr: -1.297**					
			m	**m**			

B.G.2: Windbelasting van Links + Overdruk

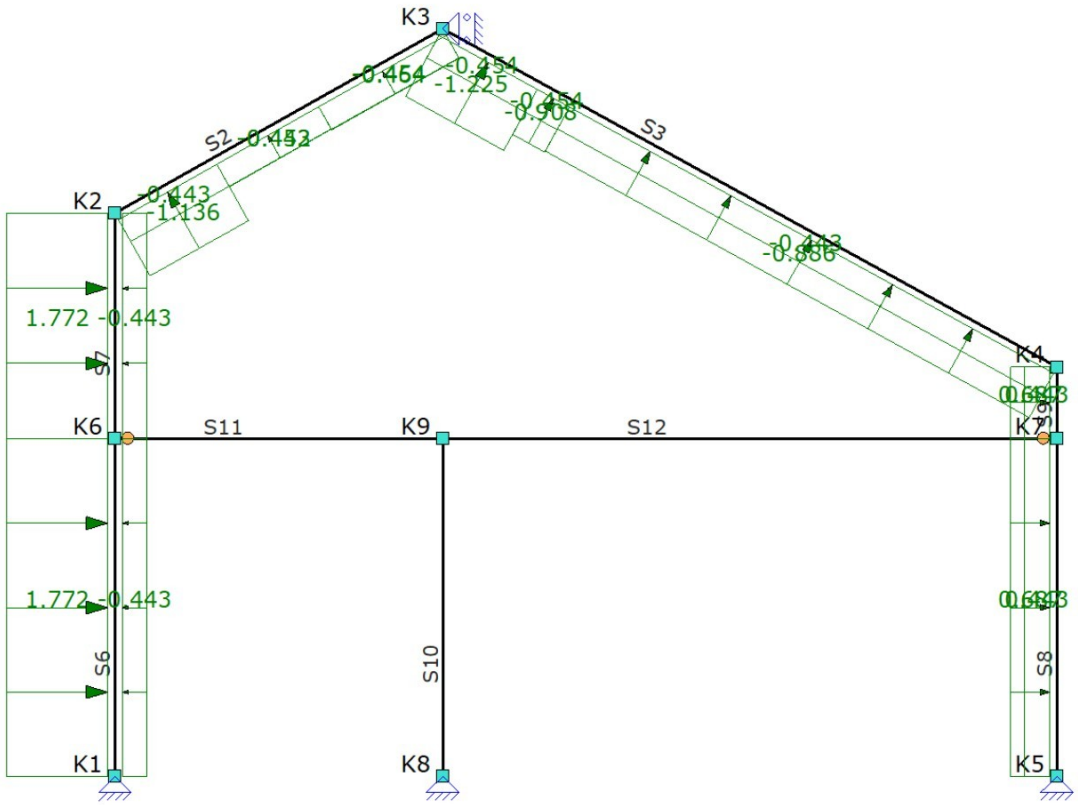

B.G.2: WINDBELASTING VAN LINKS + OVERDRUK

Type	Beginwaarde	Eindwaarde	Beginafstand	Eindafstand	Richting	Staaf of knoop	Omschrijving
q	-1.136 (q3)	-1.136 (q3)	0.000	1.101	Z'	S2	
q	-0.443 (-q4)	-0.443 (-q4)	0.000	1.101	Z'	S2	
q	-0.452 (q5)	-0.452 (q5)	1.101	2.244	Z'	S2	
q	-0.443 (-q4)	-0.443 (-q4)	1.101	2.244	Z'	S2	
q	-0.464 (q6)	-0.464 (q6)	2.244	3.672 (L)	Z'	S2	
q	-0.454 (-q7)	-0.454 (-q7)	2.244	3.672 (L)	Z'	S2	
q	-0.886 (q8)	-0.886 (q8)	1.453	6.848 (L)	Z'	S3	
q	-0.443 (-q4)	-0.443 (-q4)	1.453	6.848 (L)	Z'	S3	
q	-1.225 (q9)	-1.225 (q9)	0.000	1.096	Z'	S3	
q	-0.454 (-q7)	-0.454 (-q7)	0.000	1.096	Z'	S3	
q	-0.908 (q10)	-0.908 (q10)	1.096	1.453	Z'	S3	
q	-0.454 (-q7)	-0.454 (-q7)	1.096	1.453	Z'	S3	
q	1.772 (q11)	1.772 (q11)	0.000	L	Z'	S6-S7	
q	-0.443 (-q4)	-0.443 (-q4)	0.000	L	Z'	S6-S7	
q	0.687 (-q14)	0.687 (-q14)	0.000	L	Z'	S8-S9	
q	0.443 (q4)	0.443 (q4)	0.000	L	Z'	S8-S9	
Som lasten		**X: 14.406 Z: -11.867 Yr: 0.060**					
			m	**m**			

B.G.3: Windbelasting van Links + Overdruk (2e Cpe)

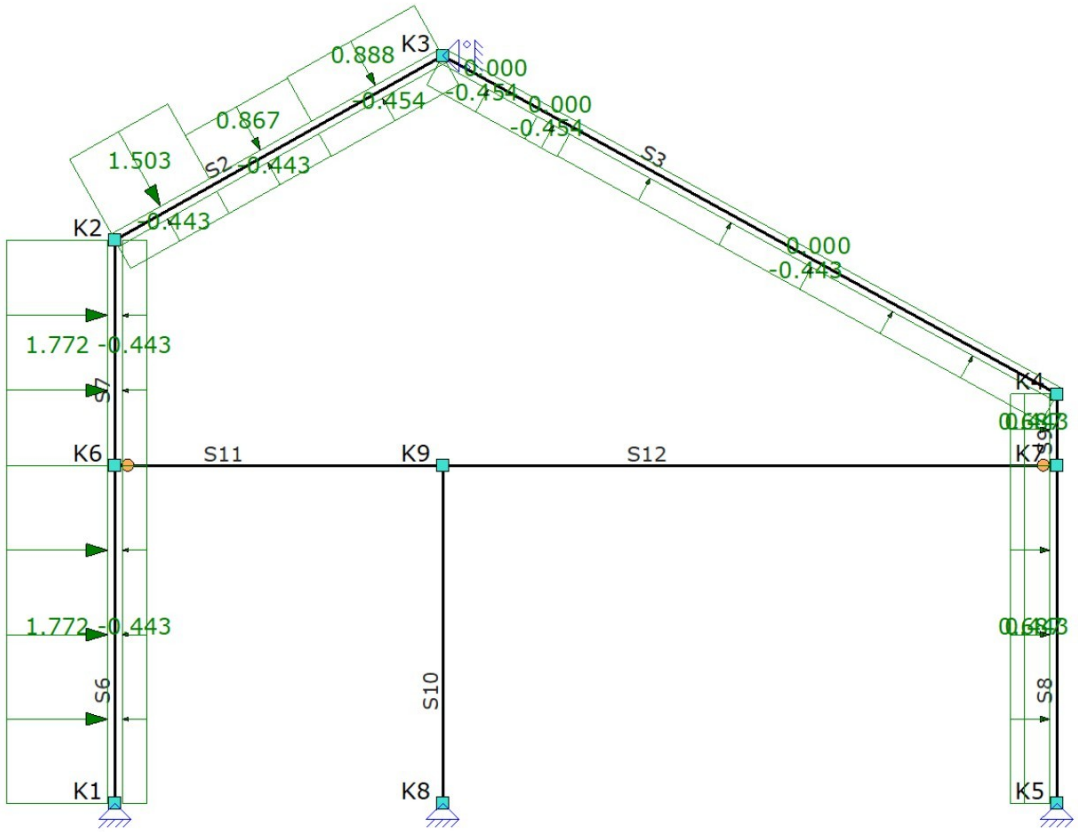

B.G.3: WINDBELASTING VAN LINKS + OVERDRUK (2E CPE)

Type	Beginwaarde	Eindwaarde	Beginafstand	Eindafstand	Richting	Staaf of knoop	Omschrijving
q	1.503 (q15)	1.503 (q15)	0.000	1.101	Z'	S2	
q	-0.443 (-q16)	-0.443 (-q16)	0.000	1.101	Z'	S2	
q	0.867 (q17)	0.867 (q17)	1.101	2.244	Z'	S2	
q	-0.443 (-q16)	-0.443 (-q16)	1.101	2.244	Z'	S2	
q	0.888 (q18)	0.888 (q18)	2.244	3.672 (L)	Z'	S2	
q	-0.454 (-q19)	-0.454 (-q19)	2.244	3.672 (L)	Z'	S2	
q	0.000 (q20)	0.000 (q20)	1.453	6.848 (L)	Z'	S3	
q	-0.443 (-q16)	-0.443 (-q16)	1.453	6.848 (L)	Z'	S3	
q	0.000 (q21)	0.000 (q21)	0.000	1.096	Z'	S3	
q	-0.454 (-q19)	-0.454 (-q19)	0.000	1.096	Z'	S3	
q	0.000 (q22)	0.000 (q22)	1.096	1.453	Z'	S3	
q	-0.454 (-q19)	-0.454 (-q19)	1.096	1.453	Z'	S3	
q	1.772 (q23)	1.772 (q23)	0.000	L	Z'	S6-S7	
q	-0.443 (-q16)	-0.443 (-q16)	0.000	L	Z'	S6-S7	
q	0.687 (-q26)	0.687 (-q26)	0.000	L	Z'	S8-S9	
q	0.443 (q16)	0.443 (q16)	0.000	L	Z'	S8-S9	
Som lasten		**X: 14.410 Z: -0.691 Yr: -0.002**					
			m	**m**			

B.G.4: Windbelasting van Links + Overdruk (Zadeldak FGH 1e Cpe + IJ 2e Cpe)

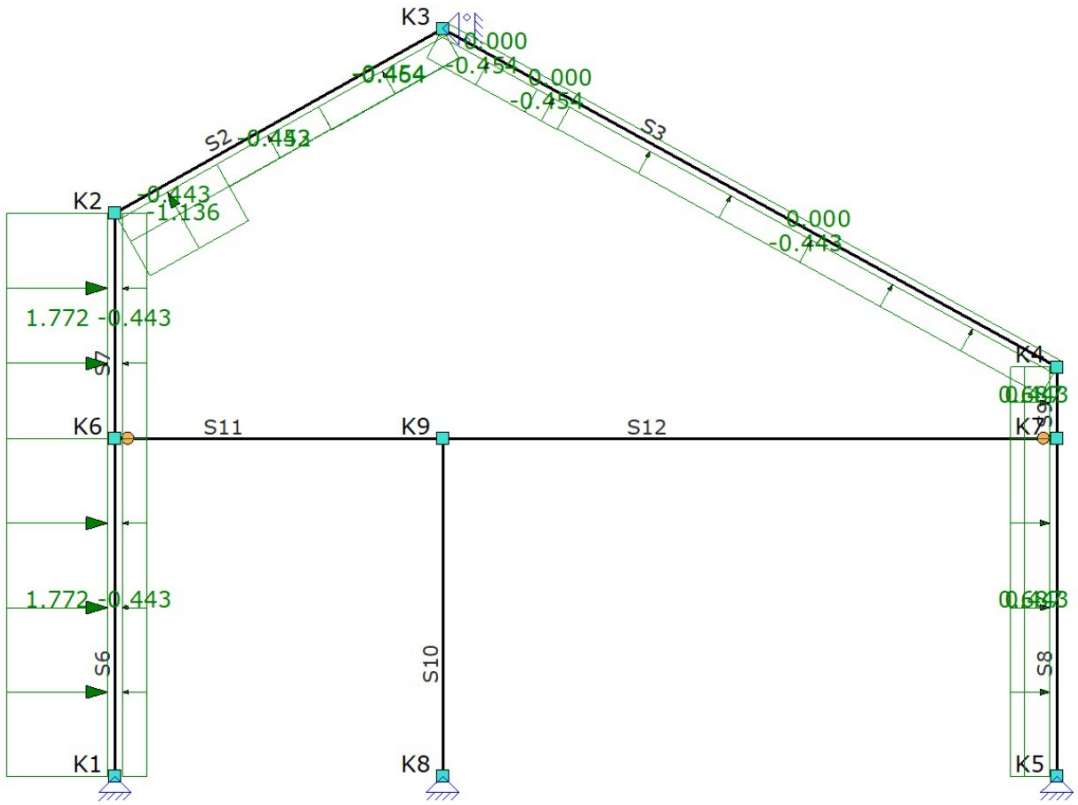

B.G.4: WINDBELASTING VAN LINKS + OVERDRUK (ZADELDAK FGH 1E CPE + IJ 2E CPE)

Type	Beginwaarde	Eindwaarde	Beginafstand	Eindafstand	Richting	Staaf of knoop	Omschrijving
q	-1.136 (q3)	-1.136 (q3)	0.000	1.101	Z'	S2	
q	-0.443 (-q4)	-0.443 (-q4)	0.000	1.101	Z'	S2	
q	-0.452 (q5)	-0.452 (q5)	1.101	2.244	Z'	S2	
q	-0.443 (-q4)	-0.443 (-q4)	1.101	2.244	Z'	S2	
q	-0.464 (q6)	-0.464 (q6)	2.244	3.672 (L)	Z'	S2	
q	-0.454 (-q7)	-0.454 (-q7)	2.244	3.672 (L)	Z'	S2	
q	0.000 (q20)	0.000 (q20)	1.453	6.848 (L)	Z'	S3	
q	-0.443 (-q4)	-0.443 (-q4)	1.453	6.848 (L)	Z'	S3	
q	0.000 (q21)	0.000 (q21)	0.000	1.096	Z'	S3	
q	-0.454 (-q7)	-0.454 (-q7)	0.000	1.096	Z'	S3	
q	0.000 (q22)	0.000 (q22)	1.096	1.453	Z'	S3	
q	-0.454 (-q7)	-0.454 (-q7)	1.096	1.453	Z'	S3	
q	1.772 (q11)	1.772 (q11)	0.000	L	Z'	S6-S7	
q	-0.443 (-q4)	-0.443 (-q4)	0.000	L	Z'	S6-S7	
q	0.687 (-q14)	0.687 (-q14)	0.000	L	Z'	S8-S9	
q	0.443 (q4)	0.443 (q4)	0.000	L	Z'	S8-S9	
Som lasten		**X: 11.300 Z: -6.219 Yr: 0.005**					
			m	**m**			

B.G.5: Windbelasting van Links + Overdruk (Zadeldak FGH 2e Cpe + IJ 1e Cpe)

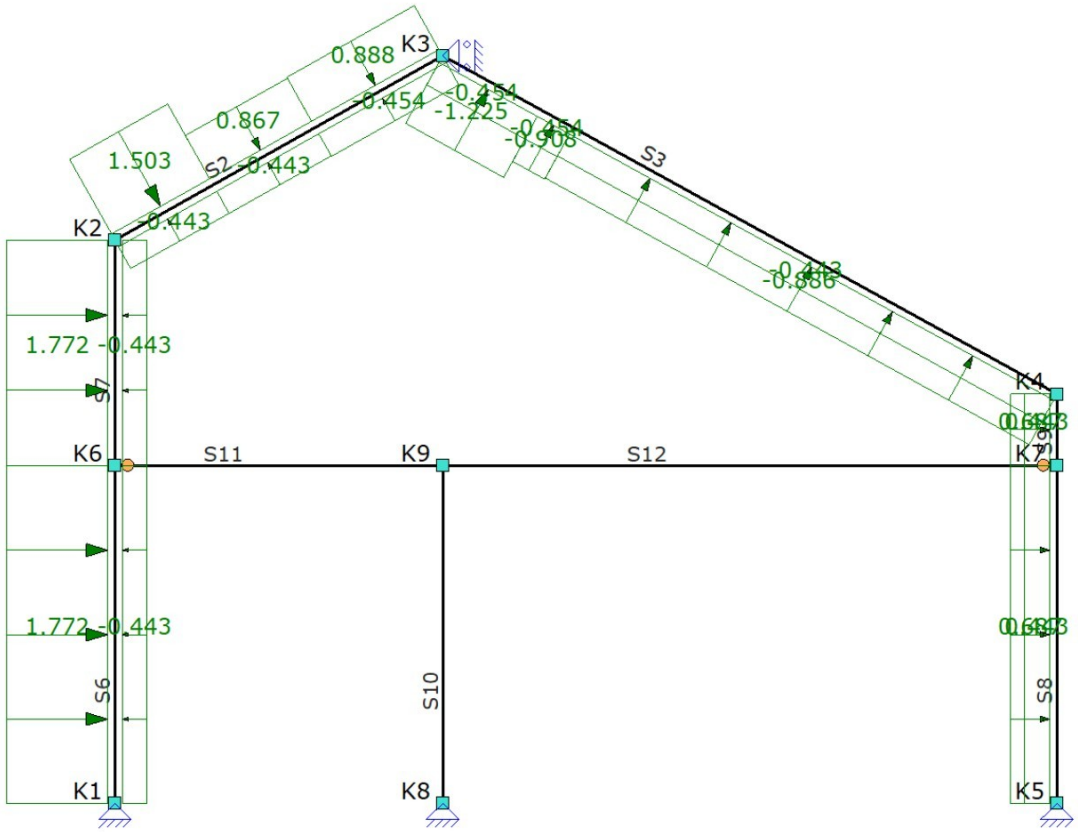

B.G.5: WINDBELASTING VAN LINKS + OVERDRUK (ZADELDAK FGH 2E CPE + IJ 1E CPE)

Type	Beginwaarde	Eindwaarde	Beginafstand	Eindafstand	Richting	Staaf of knoop	Omschrijving
q	1.503 (q15)	1.503 (q15)	0.000	1.101	Z'	S2	
q	-0.443 (-q4)	-0.443 (-q4)	0.000	1.101	Z'	S2	
q	0.867 (q17)	0.867 (q17)	1.101	2.244	Z'	S2	
q	-0.443 (-q4)	-0.443 (-q4)	1.101	2.244	Z'	S2	
q	0.888 (q18)	0.888 (q18)	2.244	3.672 (L)	Z'	S2	
q	-0.454 (-q7)	-0.454 (-q7)	2.244	3.672 (L)	Z'	S2	
q	-0.886 (q8)	-0.886 (q8)	1.453	6.848 (L)	Z'	S3	
q	-0.443 (-q4)	-0.443 (-q4)	1.453	6.848 (L)	Z'	S3	
q	-1.225 (q9)	-1.225 (q9)	0.000	1.096	Z'	S3	
q	-0.454 (-q7)	-0.454 (-q7)	0.000	1.096	Z'	S3	
q	-0.908 (q10)	-0.908 (q10)	1.096	1.453	Z'	S3	
q	-0.454 (-q7)	-0.454 (-q7)	1.096	1.453	Z'	S3	
q	1.772 (q11)	1.772 (q11)	0.000	L	Z'	S6-S7	
q	-0.443 (-q4)	-0.443 (-q4)	0.000	L	Z'	S6-S7	
q	0.687 (-q14)	0.687 (-q14)	0.000	L	Z'	S8-S9	
q	0.443 (q4)	0.443 (q4)	0.000	L	Z'	S8-S9	
Som lasten		**X: 17.516 Z: -6.338 Yr: 0.052**					
			m	**m**			

B.G.6: Windbelasting van Links + Overdruk (2e corr. factor)

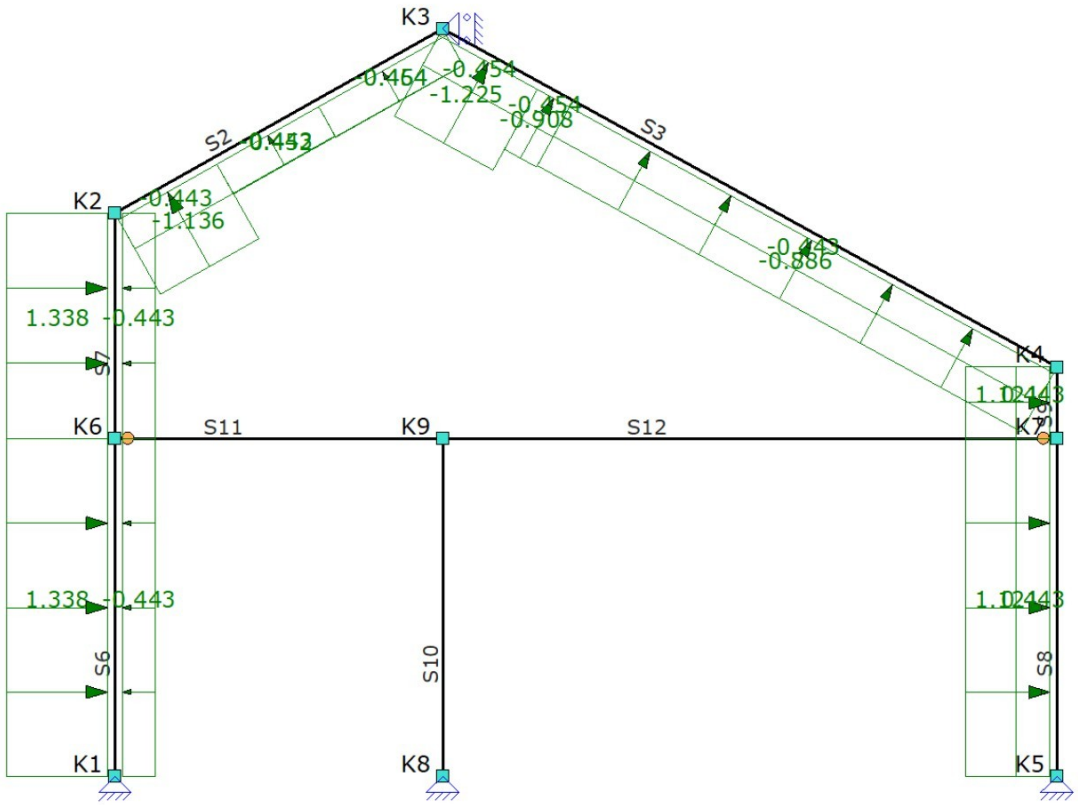

B.G.6: WINDBELASTING VAN LINKS + OVERDRUK (2E CORR. FACTOR)

Type	Beginwaarde	Eindwaarde	Beginafstand	Eindafstand	Richting	Staaf of knoop	Omschrijving
q	1.338 (q12)	1.338 (q12)	0.000	L	Z'	S6-S7	
q	1.121 (-q13)	1.121 (-q13)	0.000	L	Z'	S8-S9	
q	-1.136 (q3)	-1.136 (q3)	0.000	1.101	Z'	S2	
q	-0.443 (-q4)	-0.443 (-q4)	0.000	1.101	Z'	S2	
q	-0.452 (q5)	-0.452 (q5)	1.101	2.244	Z'	S2	
q	-0.443 (-q4)	-0.443 (-q4)	1.101	2.244	Z'	S2	
q	-0.464 (q6)	-0.464 (q6)	2.244	3.672 (L)	Z'	S2	
q	-0.454 (-q7)	-0.454 (-q7)	2.244	3.672 (L)	Z'	S2	
q	-0.886 (q8)	-0.886 (q8)	1.453	6.848 (L)	Z'	S3	
q	-0.443 (-q4)	-0.443 (-q4)	1.453	6.848 (L)	Z'	S3	
q	-1.225 (q9)	-1.225 (q9)	0.000	1.096	Z'	S3	
q	-0.454 (-q7)	-0.454 (-q7)	0.000	1.096	Z'	S3	
q	-0.908 (q10)	-0.908 (q10)	1.096	1.453	Z'	S3	
q	-0.454 (-q7)	-0.454 (-q7)	1.096	1.453	Z'	S3	
q	-0.443 (-q4)	-0.443 (-q4)	0.000	L	Z'	S6-S7	
q	0.443 (q4)	0.443 (q4)	0.000	L	Z'	S8-S9	
Som lasten		**X: 13.755 Z: -11.867 Yr: 0.060**					
			m	**m**			

B.G.7: Windbelasting van Links + Overdruk (2e Cpe) (2e corr. factor)

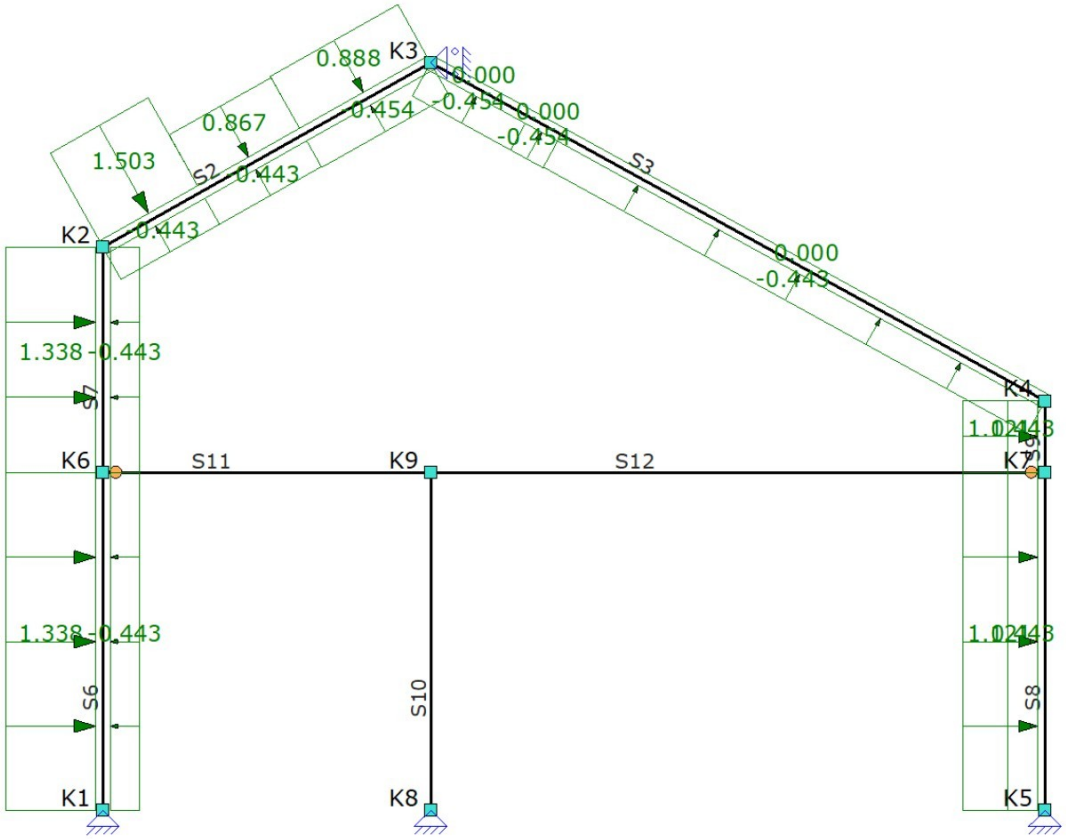

B.G.7: WINDBELASTING VAN LINKS + OVERDRUK (2E CPE) (2E CORR. FACTOR)

Type	Beginwaarde	Eindwaarde	Beginafstand	Eindafstand	Richting	Staaf of knoop	Omschrijving
q	1.338 (q24)	1.338 (q24)	0.000	L	Z'	S6-S7	
q	1.121 (-q25)	1.121 (-q25)	0.000	L	Z'	S8-S9	
q	1.503 (q15)	1.503 (q15)	0.000	1.101	Z'	S2	
q	-0.443 (-q16)	-0.443 (-q16)	0.000	1.101	Z'	S2	
q	0.867 (q17)	0.867 (q17)	1.101	2.244	Z'	S2	
q	-0.443 (-q16)	-0.443 (-q16)	1.101	2.244	Z'	S2	
q	0.888 (q18)	0.888 (q18)	2.244	3.672 (L)	Z'	S2	
q	-0.454 (-q19)	-0.454 (-q19)	2.244	3.672 (L)	Z'	S2	
q	0.000 (q20)	0.000 (q20)	1.453	6.848 (L)	Z'	S3	
q	-0.443 (-q16)	-0.443 (-q16)	1.453	6.848 (L)	Z'	S3	
q	0.000 (q21)	0.000 (q21)	0.000	1.096	Z'	S3	
q	-0.454 (-q19)	-0.454 (-q19)	0.000	1.096	Z'	S3	
q	0.000 (q22)	0.000 (q22)	1.096	1.453	Z'	S3	
q	-0.454 (-q19)	-0.454 (-q19)	1.096	1.453	Z'	S3	
q	-0.443 (-q16)	-0.443 (-q16)	0.000	L	Z'	S6-S7	
q	0.443 (q16)	0.443 (q16)	0.000	L	Z'	S8-S9	
Som lasten		**X: 13.759 Z: -0.691 Yr: -0.002**					
			m	**m**			

B.G.8: Windbelasting van Links + Overdruk (Zadeldak FGH 1e Cpe + IJ 2e Cpe) (2e corr. factor)

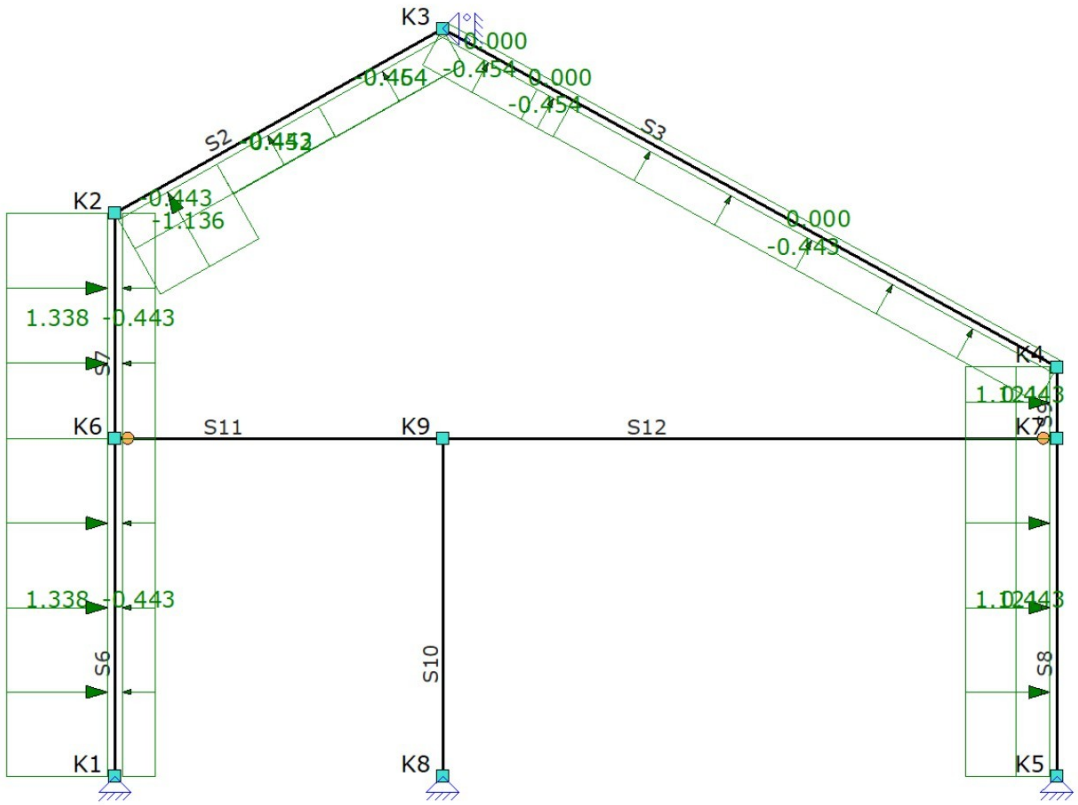

B.G.8: WINDBELASTING VAN LINKS + OVERDRUK (ZADELDAK FGH 1E CPE + IJ 2E CPE) (2E CORR. FACTOR)

Type	Beginwaarde	Eindwaarde	Beginafstand	Eindafstand	Richting	Staaf of knoop	Omschrijving
q	1.338 (q12)	1.338 (q12)	0.000	L	Z'	S6-S7	
q	1.121 (-q13)	1.121 (-q13)	0.000	L	Z'	S8-S9	
q	-1.136 (q3)	-1.136 (q3)	0.000	1.101	Z'	S2	
q	-0.443 (-q4)	-0.443 (-q4)	0.000	1.101	Z'	S2	
q	-0.452 (q5)	-0.452 (q5)	1.101	2.244	Z'	S2	
q	-0.443 (-q4)	-0.443 (-q4)	1.101	2.244	Z'	S2	
q	-0.464 (q6)	-0.464 (q6)	2.244	3.672 (L)	Z'	S2	
q	-0.454 (-q7)	-0.454 (-q7)	2.244	3.672 (L)	Z'	S2	
q	0.000 (q20)	0.000 (q20)	1.453	6.848 (L)	Z'	S3	
q	-0.443 (-q4)	-0.443 (-q4)	1.453	6.848 (L)	Z'	S3	
q	0.000 (q21)	0.000 (q21)	0.000	1.096	Z'	S3	
q	-0.454 (-q7)	-0.454 (-q7)	0.000	1.096	Z'	S3	
q	0.000 (q22)	0.000 (q22)	1.096	1.453	Z'	S3	
q	-0.454 (-q7)	-0.454 (-q7)	1.096	1.453	Z'	S3	
q	-0.443 (-q4)	-0.443 (-q4)	0.000	L	Z'	S6-S7	
q	0.443 (q4)	0.443 (q4)	0.000	L	Z'	S8-S9	
Som lasten		**X: 10.649 Z: -6.219 Yr: 0.005**					
			m	**m**			

B.G.9: Windbelasting van Links + Overdruk (Zadeldak FGH 2e Cpe + IJ 1e Cpe) (2e corr. factor)

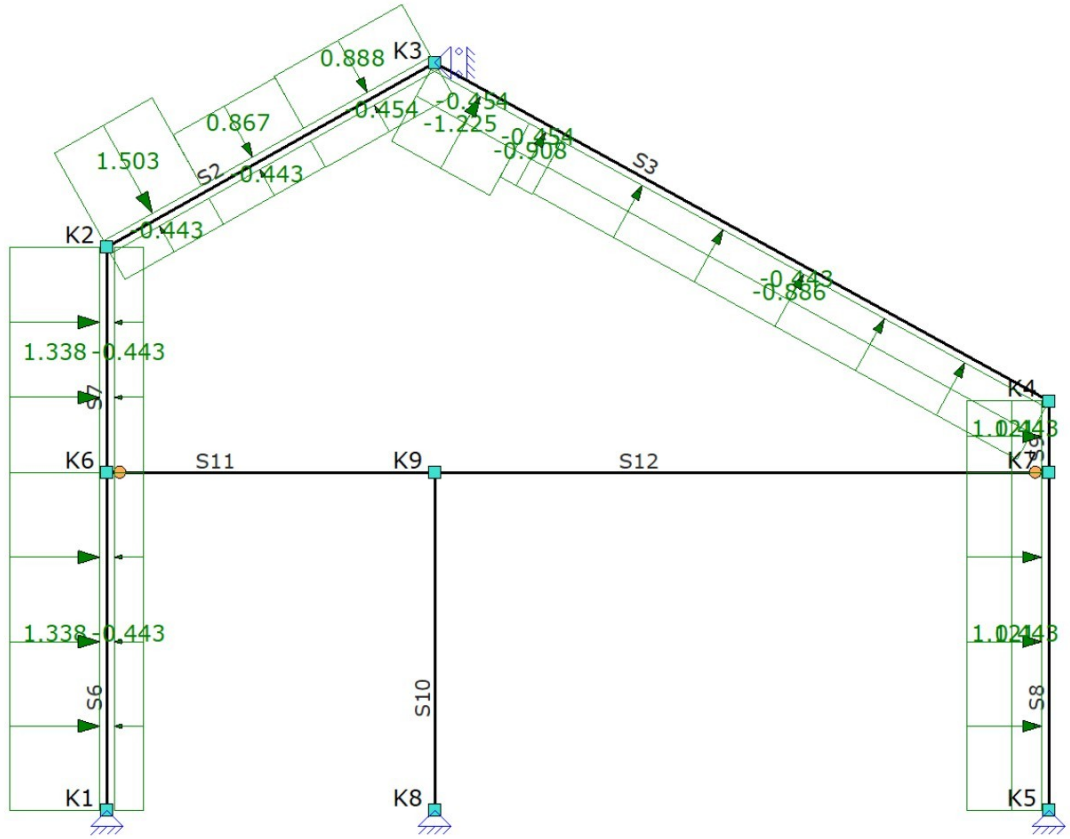

B.G.9: WINDBELASTING VAN LINKS + OVERDRUK (ZADELDAK FGH 2E CPE + IJ 1E CPE) (2E CORR. FACTOR)

Type	Beginwaarde	Eindwaarde	Beginafstand	Eindafstand	Richting	Staaf of knoop	Omschrijving
q	1.338 (q12)	1.338 (q12)	0.000	L	Z'	S6-S7	
q	1.121 (-q13)	1.121 (-q13)	0.000	L	Z'	S8-S9	
q	1.503 (q15)	1.503 (q15)	0.000	1.101	Z'	S2	
q	-0.443 (-q4)	-0.443 (-q4)	0.000	1.101	Z'	S2	
q	0.867 (q17)	0.867 (q17)	1.101	2.244	Z'	S2	
q	-0.443 (-q4)	-0.443 (-q4)	1.101	2.244	Z'	S2	
q	0.888 (q18)	0.888 (q18)	2.244	3.672 (L)	Z'	S2	
q	-0.454 (-q7)	-0.454 (-q7)	2.244	3.672 (L)	Z'	S2	
q	-0.886 (q8)	-0.886 (q8)	1.453	6.848 (L)	Z'	S3	
q	-0.443 (-q4)	-0.443 (-q4)	1.453	6.848 (L)	Z'	S3	
q	-1.225 (q9)	-1.225 (q9)	0.000	1.096	Z'	S3	
q	-0.454 (-q7)	-0.454 (-q7)	0.000	1.096	Z'	S3	
q	-0.908 (q10)	-0.908 (q10)	1.096	1.453	Z'	S3	
q	-0.454 (-q7)	-0.454 (-q7)	1.096	1.453	Z'	S3	
q	-0.443 (-q4)	-0.443 (-q4)	0.000	L	Z'	S6-S7	
q	0.443 (q4)	0.443 (q4)	0.000	L	Z'	S8-S9	
Som lasten		**X: 16.865 Z: -6.338 Yr: 0.052**					
			m	**m**			

B.G.10: Windbelasting van Links + Onderdruk

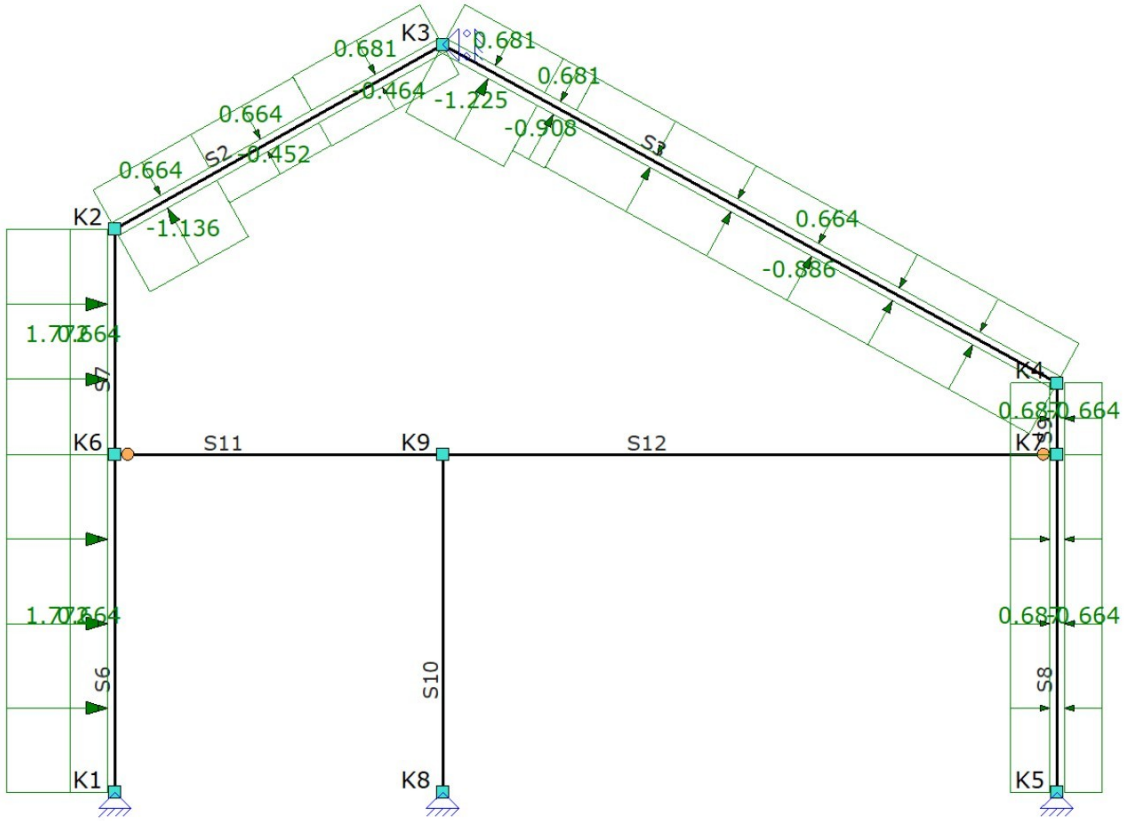

B.G.10: WINDBELASTING VAN LINKS + ONDERDRUK

Type	Beginwaarde	Eindwaarde	Beginafstand	Eindafstand	Richting	Staaf of knoop	Omschrijving
q	-1.136 (q27)	-1.136 (q27)	0.000	1.101	Z'	S2	
q	0.664 (-q28)	0.664 (-q28)	0.000	1.101	Z'	S2	
q	-0.452 (q29)	-0.452 (q29)	1.101	2.244	Z'	S2	
q	0.664 (-q28)	0.664 (-q28)	1.101	2.244	Z'	S2	
q	-0.464 (q30)	-0.464 (q30)	2.244	3.672 (L)	Z'	S2	
q	0.681 (-q31)	0.681 (-q31)	2.244	3.672 (L)	Z'	S2	
q	-0.886 (q32)	-0.886 (q32)	1.453	6.848 (L)	Z'	S3	
q	0.664 (-q28)	0.664 (-q28)	1.453	6.848 (L)	Z'	S3	
q	-1.225 (q33)	-1.225 (q33)	0.000	1.096	Z'	S3	
q	0.681 (-q31)	0.681 (-q31)	0.000	1.096	Z'	S3	
q	-0.908 (q34)	-0.908 (q34)	1.096	1.453	Z'	S3	
q	0.681 (-q31)	0.681 (-q31)	1.096	1.453	Z'	S3	
q	1.772 (q35)	1.772 (q35)	0.000	L	Z'	S6-S7	
q	0.664 (-q28)	0.664 (-q28)	0.000	L	Z'	S6-S7	
q	0.687 (-q38)	0.687 (-q38)	0.000	L	Z'	S8-S9	
q	-0.664 (q28)	-0.664 (q28)	0.000	L	Z'	S8-S9	
Som lasten		**X: 14.406 Z: -1.611 Yr: 0.056**					
			m	**m**			

B.G.11: Windbelasting van Links + Onderdruk (2e Cpe)

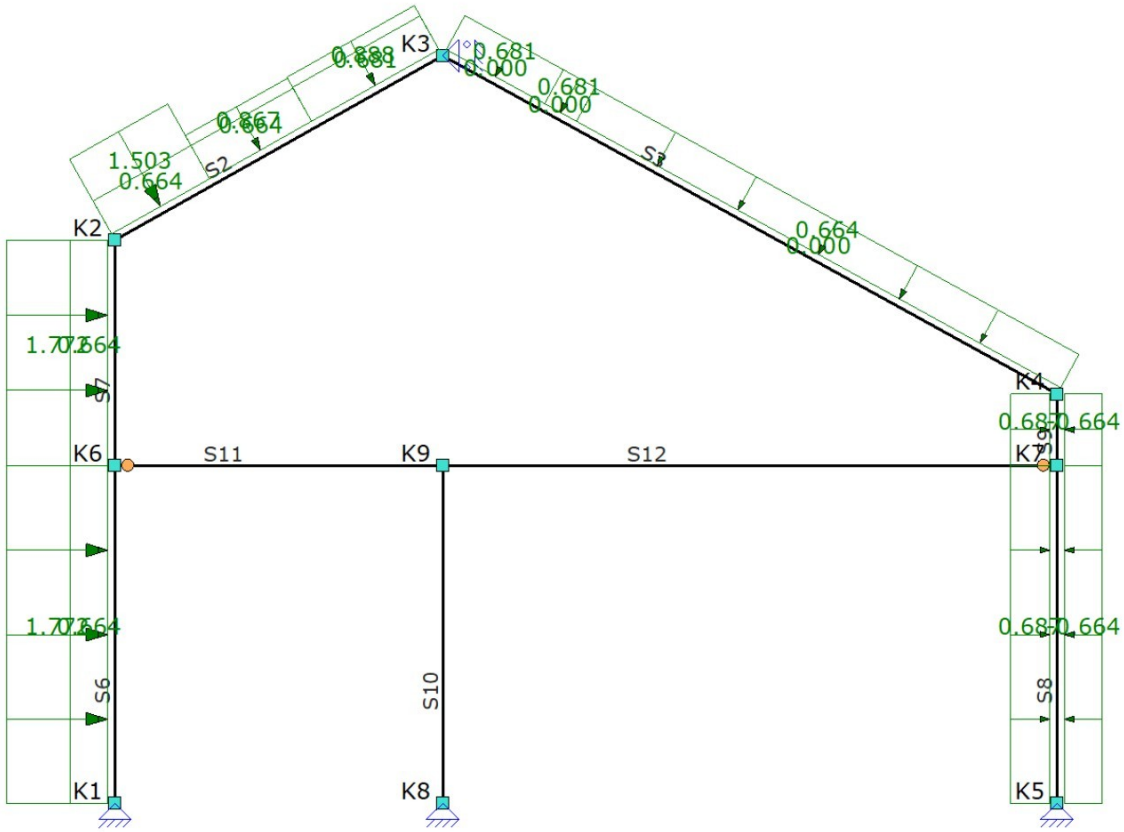

B.G.11: WINDBELASTING VAN LINKS + ONDERDRUK (2E CPE)

Type	Beginwaarde	Eindwaarde	Beginafstand	Eindafstand	Richting	Staaf of knoop	Omschrijving
q	1.503 (q39)	1.503 (q39)	0.000	1.101	Z'	S2	
q	0.664 (-q40)	0.664 (-q40)	0.000	1.101	Z'	S2	
q	0.867 (q41)	0.867 (q41)	1.101	2.244	Z'	S2	
q	0.664 (-q40)	0.664 (-q40)	1.101	2.244	Z'	S2	
q	0.888 (q42)	0.888 (q42)	2.244	3.672 (L)	Z'	S2	
q	0.681 (-q43)	0.681 (-q43)	2.244	3.672 (L)	Z'	S2	
q	0.000 (q44)	0.000 (q44)	1.453	6.848 (L)	Z'	S3	
q	0.664 (-q40)	0.664 (-q40)	1.453	6.848 (L)	Z'	S3	
q	0.000 (q45)	0.000 (q45)	0.000	1.096	Z'	S3	
q	0.681 (-q43)	0.681 (-q43)	0.000	1.096	Z'	S3	
q	0.000 (q46)	0.000 (q46)	1.096	1.453	Z'	S3	
q	0.681 (-q43)	0.681 (-q43)	1.096	1.453	Z'	S3	
q	1.772 (q47)	1.772 (q47)	0.000	L	Z'	S6-S7	
q	0.664 (-q40)	0.664 (-q40)	0.000	L	Z'	S6-S7	
q	0.687 (-q50)	0.687 (-q50)	0.000	L	Z'	S8-S9	
q	-0.664 (q40)	-0.664 (q40)	0.000	L	Z'	S8-S9	
Som lasten		**X: 14.410 Z: 9.565 Yr: -0.006**					
			m	**m**			

B.G.12: Windbelasting van Links + Onderdruk (Zadeldak FGH 1e Cpe + IJ 2e Cpe)

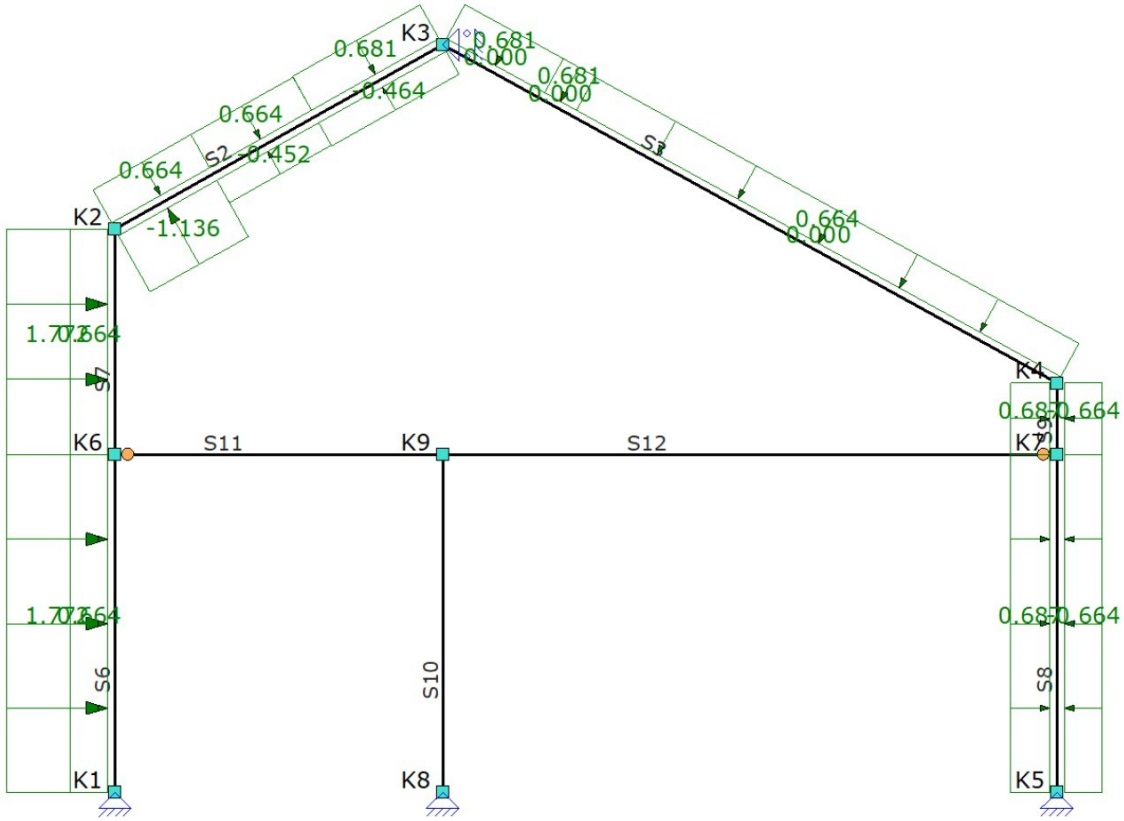

B.G.12: WINDBELASTING VAN LINKS + ONDERDRUK (ZADELDAK FGH 1E CPE + IJ 2E CPE)

Type	Beginwaarde	Eindwaarde	Beginafstand	Eindafstand	Richting	Staaf of knoop	Omschrijving
q	-1.136 (q27)	-1.136 (q27)	0.000	1.101	Z'	S2	
q	0.664 (-q28)	0.664 (-q28)	0.000	1.101	Z'	S2	
q	-0.452 (q29)	-0.452 (q29)	1.101	2.244	Z'	S2	
q	0.664 (-q28)	0.664 (-q28)	1.101	2.244	Z'	S2	
q	-0.464 (q30)	-0.464 (q30)	2.244	3.672 (L)	Z'	S2	
q	0.681 (-q31)	0.681 (-q31)	2.244	3.672 (L)	Z'	S2	
q	0.000 (q44)	0.000 (q44)	1.453	6.848 (L)	Z'	S3	
q	0.664 (-q28)	0.664 (-q28)	1.453	6.848 (L)	Z'	S3	
q	0.000 (q45)	0.000 (q45)	0.000	1.096	Z'	S3	
q	0.681 (-q31)	0.681 (-q31)	0.000	1.096	Z'	S3	
q	0.000 (q46)	0.000 (q46)	1.096	1.453	Z'	S3	
q	0.681 (-q31)	0.681 (-q31)	1.096	1.453	Z'	S3	
q	1.772 (q35)	1.772 (q35)	0.000	L	Z'	S6-S7	
q	0.664 (-q28)	0.664 (-q28)	0.000	L	Z'	S6-S7	
q	0.687 (-q38)	0.687 (-q38)	0.000	L	Z'	S8-S9	
q	-0.664 (q28)	-0.664 (q28)	0.000	L	Z'	S8-S9	
Som lasten		**X: 11.300 Z: 4.036 Yr: 0.002**					
			m	**m**			

B.G.13: Windbelasting van Links + Onderdruk (Zadeldak FGH 2e Cpe + IJ 1e Cpe)

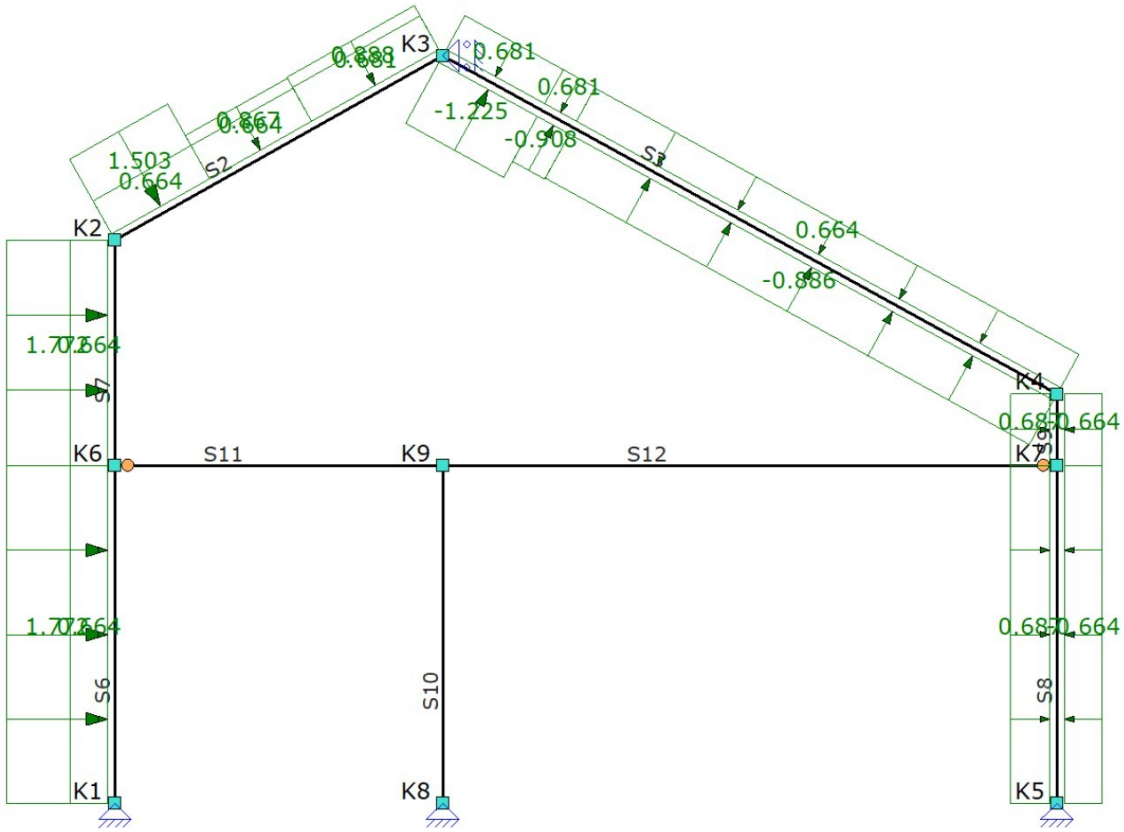

B.G.13: WINDBELASTING VAN LINKS + ONDERDRUK (ZADELDAK FGH 2E CPE + IJ 1E CPE)

Type	Beginwaarde	Eindwaarde	Beginafstand	Eindafstand	Richting	Staaf of knoop	Omschrijving
q	1.503 (q39)	1.503 (q39)	0.000	1.101	Z'	S2	
q	0.664 (-q28)	0.664 (-q28)	0.000	1.101	Z'	S2	
q	0.867 (q41)	0.867 (q41)	1.101	2.244	Z'	S2	
q	0.664 (-q28)	0.664 (-q28)	1.101	2.244	Z'	S2	
q	0.888 (q42)	0.888 (q42)	2.244	3.672 (L)	Z'	S2	
q	0.681 (-q31)	0.681 (-q31)	2.244	3.672 (L)	Z'	S2	
q	-0.886 (q32)	-0.886 (q32)	1.453	6.848 (L)	Z'	S3	
q	0.664 (-q28)	0.664 (-q28)	1.453	6.848 (L)	Z'	S3	
q	-1.225 (q33)	-1.225 (q33)	0.000	1.096	Z'	S3	
q	0.681 (-q31)	0.681 (-q31)	0.000	1.096	Z'	S3	
q	-0.908 (q34)	-0.908 (q34)	1.096	1.453	Z'	S3	
q	0.681 (-q31)	0.681 (-q31)	1.096	1.453	Z'	S3	
q	1.772 (q35)	1.772 (q35)	0.000	L	Z'	S6-S7	
q	0.664 (-q28)	0.664 (-q28)	0.000	L	Z'	S6-S7	
q	0.687 (-q38)	0.687 (-q38)	0.000	L	Z'	S8-S9	
q	-0.664 (q28)	-0.664 (q28)	0.000	L	Z'	S8-S9	
Som lasten		**X: 17.516 Z: 3.918 Yr: 0.049**					
			m	**m**			

B.G.14: Windbelasting van Links + Onderdruk (2e corr. factor)

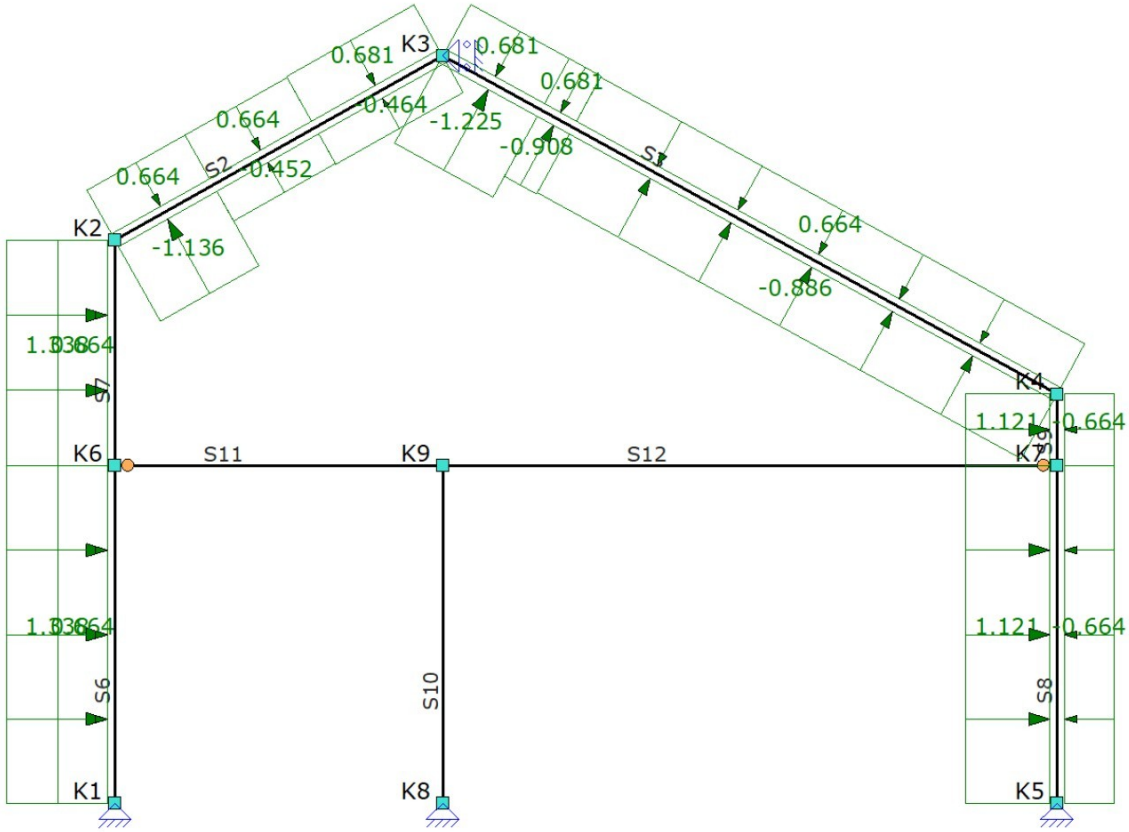

B.G.14: WINDBELASTING VAN LINKS + ONDERDRUK (2E CORR. FACTOR)

Type	Beginwaarde	Eindwaarde	Beginafstand	Eindafstand	Richting	Staaf of knoop	Omschrijving
q	1.338 (q36)	1.338 (q36)	0.000	L	Z'	S6-S7	
q	1.121 (-q37)	1.121 (-q37)	0.000	L	Z'	S8-S9	
q	-1.136 (q27)	-1.136 (q27)	0.000	1.101	Z'	S2	
q	0.664 (-q28)	0.664 (-q28)	0.000	1.101	Z'	S2	
q	-0.452 (q29)	-0.452 (q29)	1.101	2.244	Z'	S2	
q	0.664 (-q28)	0.664 (-q28)	1.101	2.244	Z'	S2	
q	-0.464 (q30)	-0.464 (q30)	2.244	3.672 (L)	Z'	S2	
q	0.681 (-q31)	0.681 (-q31)	2.244	3.672 (L)	Z'	S2	
q	-0.886 (q32)	-0.886 (q32)	1.453	6.848 (L)	Z'	S3	
q	0.664 (-q28)	0.664 (-q28)	1.453	6.848 (L)	Z'	S3	
q	-1.225 (q33)	-1.225 (q33)	0.000	1.096	Z'	S3	
q	0.681 (-q31)	0.681 (-q31)	0.000	1.096	Z'	S3	
q	-0.908 (q34)	-0.908 (q34)	1.096	1.453	Z'	S3	
q	0.681 (-q31)	0.681 (-q31)	1.096	1.453	Z'	S3	
q	0.664 (-q28)	0.664 (-q28)	0.000	L	Z'	S6-S7	
q	-0.664 (q28)	-0.664 (q28)	0.000	L	Z'	S8-S9	
Som lasten		**X: 13.755 Z: -1.611 Yr: 0.056**					
			m	**m**			

B.G.15: Windbelasting van Links + Onderdruk (2e Cpe) (2e corr. factor)

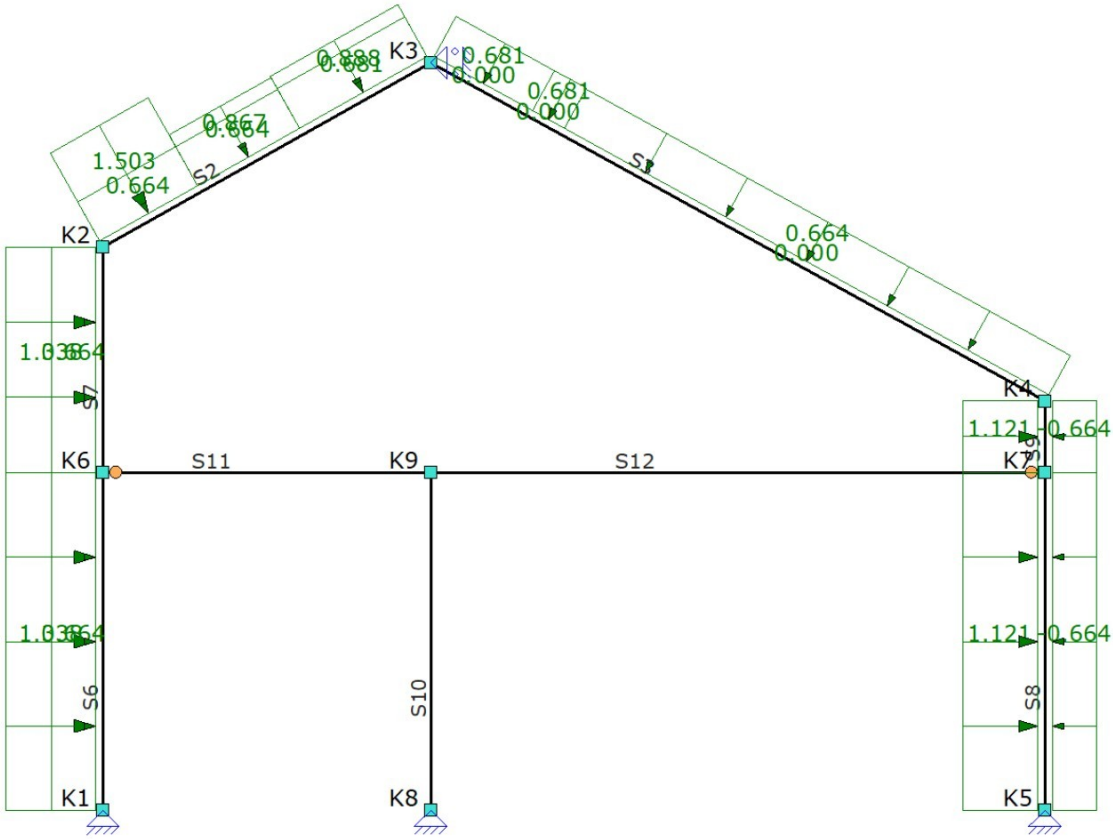

B.G.15: WINDBELASTING VAN LINKS + ONDERDRUK (2E CPE) (2E CORR. FACTOR)

Type	Beginwaarde	Eindwaarde	Beginafstand	Eindafstand	Richting	Staaf of knoop	Omschrijving
q	1.338 (q48)	1.338 (q48)	0.000	L	Z'	S6-S7	
q	1.121 (-q49)	1.121 (-q49)	0.000	L	Z'	S8-S9	
q	1.503 (q39)	1.503 (q39)	0.000	1.101	Z'	S2	
q	0.664 (-q40)	0.664 (-q40)	0.000	1.101	Z'	S2	
q	0.867 (q41)	0.867 (q41)	1.101	2.244	Z'	S2	
q	0.664 (-q40)	0.664 (-q40)	1.101	2.244	Z'	S2	
q	0.888 (q42)	0.888 (q42)	2.244	3.672 (L)	Z'	S2	
q	0.681 (-q43)	0.681 (-q43)	2.244	3.672 (L)	Z'	S2	
q	0.000 (q44)	0.000 (q44)	1.453	6.848 (L)	Z'	S3	
q	0.664 (-q40)	0.664 (-q40)	1.453	6.848 (L)	Z'	S3	
q	0.000 (q45)	0.000 (q45)	0.000	1.096	Z'	S3	
q	0.681 (-q43)	0.681 (-q43)	0.000	1.096	Z'	S3	
q	0.000 (q46)	0.000 (q46)	1.096	1.453	Z'	S3	
q	0.681 (-q43)	0.681 (-q43)	1.096	1.453	Z'	S3	
q	0.664 (-q40)	0.664 (-q40)	0.000	L	Z'	S6-S7	
q	-0.664 (q40)	-0.664 (q40)	0.000	L	Z'	S8-S9	
Som lasten		**X: 13.759 Z: 9.565 Yr: -0.006**					
			m	**m**			

B.G.16: Windbelasting van Links + Onderdruk (Zadeldak FGH 1e Cpe + IJ 2e Cpe) (2e corr. factor)

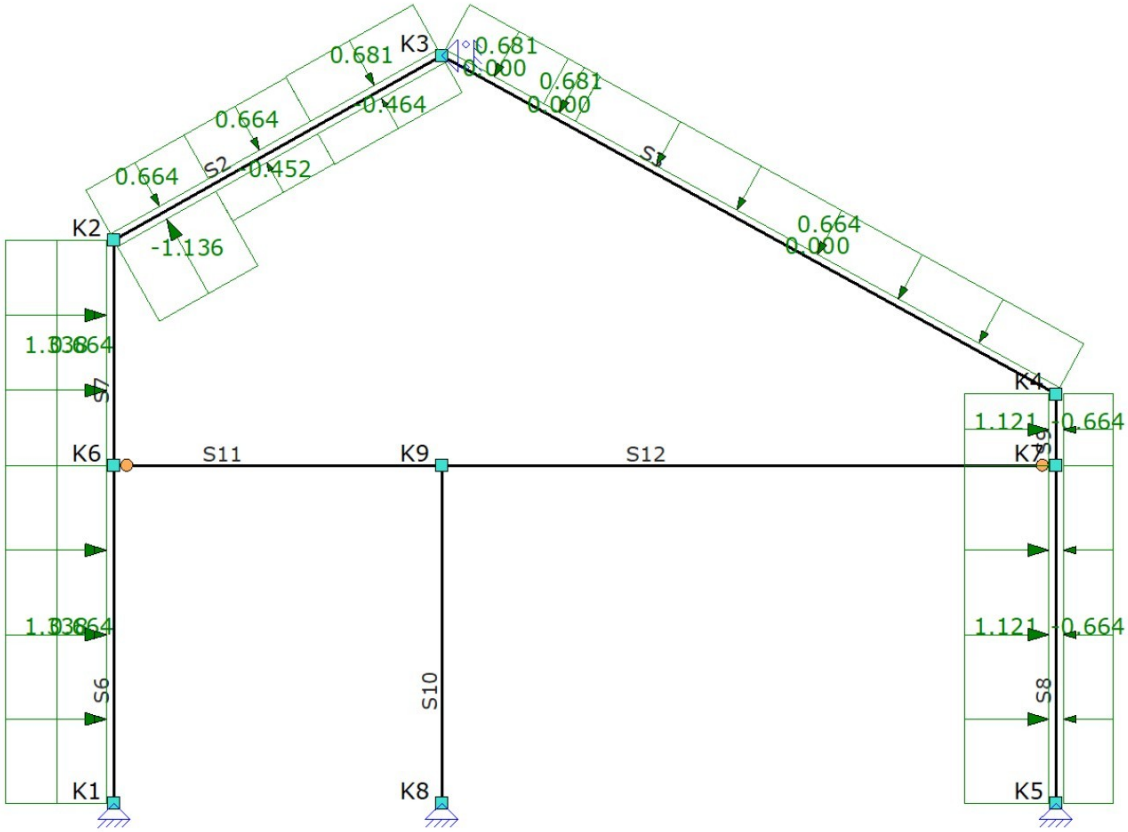

B.G.16: WINDBELASTING VAN LINKS + ONDERDRUK (ZADELDAK FGH 1E CPE + IJ 2E CPE) (2E CORR. FACTOR)

Type	Beginwaarde	Eindwaarde	Beginafstand	Eindafstand	Richting	Staaf of knoop	Omschrijving
q	1.338 (q36)	1.338 (q36)	0.000	L	Z'	S6-S7	
q	1.121 (-q37)	1.121 (-q37)	0.000	L	Z'	S8-S9	
q	-1.136 (q27)	-1.136 (q27)	0.000	1.101	Z'	S2	
q	0.664 (-q28)	0.664 (-q28)	0.000	1.101	Z'	S2	
q	-0.452 (q29)	-0.452 (q29)	1.101	2.244	Z'	S2	
q	0.664 (-q28)	0.664 (-q28)	1.101	2.244	Z'	S2	
q	-0.464 (q30)	-0.464 (q30)	2.244	3.672 (L)	Z'	S2	
q	0.681 (-q31)	0.681 (-q31)	2.244	3.672 (L)	Z'	S2	
q	0.000 (q44)	0.000 (q44)	1.453	6.848 (L)	Z'	S3	
q	0.664 (-q28)	0.664 (-q28)	1.453	6.848 (L)	Z'	S3	
q	0.000 (q45)	0.000 (q45)	0.000	1.096	Z'	S3	
q	0.681 (-q31)	0.681 (-q31)	0.000	1.096	Z'	S3	
q	0.000 (q46)	0.000 (q46)	1.096	1.453	Z'	S3	
q	0.681 (-q31)	0.681 (-q31)	1.096	1.453	Z'	S3	
q	0.664 (-q28)	0.664 (-q28)	0.000	L	Z'	S6-S7	
q	-0.664 (q28)	-0.664 (q28)	0.000	L	Z'	S8-S9	
Som lasten		**X: 10.649 Z: 4.036 Yr: 0.002**					
			m	**m**			

B.G.17: Windbelasting van Links + Onderdruk (Zadeldak FGH 2e Cpe + IJ 1e Cpe) (2e corr. factor)

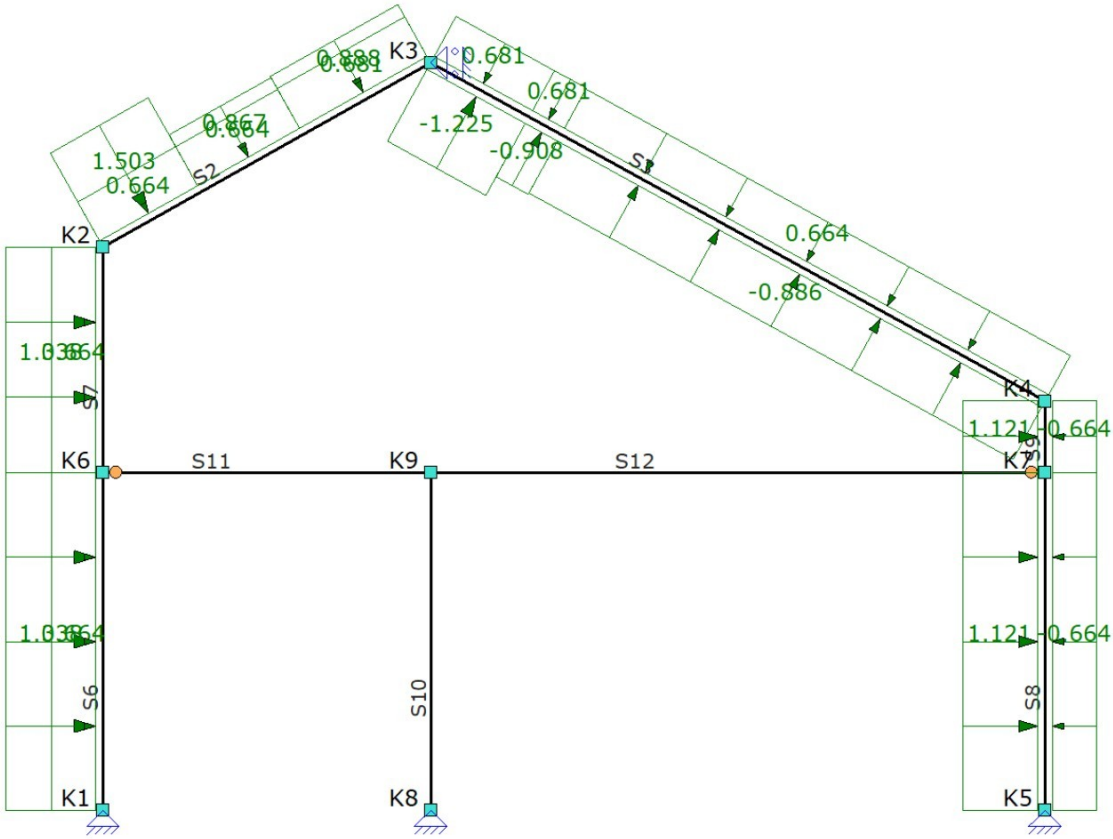

B.G.17: WINDBELASTING VAN LINKS + ONDERDRUK (ZADELDAK FGH 2E CPE + IJ 1E CPE) (2E CORR. FACTOR)

Type	Beginwaarde	Eindwaarde	Beginafstand	Eindafstand	Richting	Staaf of knoop	Omschrijving
q	1.338 (q36)	1.338 (q36)	0.000	L	Z'	S6-S7	
q	1.121 (-q37)	1.121 (-q37)	0.000	L	Z'	S8-S9	
q	1.503 (q39)	1.503 (q39)	0.000	1.101	Z'	S2	
q	0.664 (-q28)	0.664 (-q28)	0.000	1.101	Z'	S2	
q	0.867 (q41)	0.867 (q41)	1.101	2.244	Z'	S2	
q	0.664 (-q28)	0.664 (-q28)	1.101	2.244	Z'	S2	
q	0.888 (q42)	0.888 (q42)	2.244	3.672 (L)	Z'	S2	
q	0.681 (-q31)	0.681 (-q31)	2.244	3.672 (L)	Z'	S2	
q	-0.886 (q32)	-0.886 (q32)	1.453	6.848 (L)	Z'	S3	
q	0.664 (-q28)	0.664 (-q28)	1.453	6.848 (L)	Z'	S3	
q	-1.225 (q33)	-1.225 (q33)	0.000	1.096	Z'	S3	
q	0.681 (-q31)	0.681 (-q31)	0.000	1.096	Z'	S3	
q	-0.908 (q34)	-0.908 (q34)	1.096	1.453	Z'	S3	
q	0.681 (-q31)	0.681 (-q31)	1.096	1.453	Z'	S3	
q	0.664 (-q28)	0.664 (-q28)	0.000	L	Z'	S6-S7	
q	-0.664 (q28)	-0.664 (q28)	0.000	L	Z'	S8-S9	
Som lasten		**X: 16.865 Z: 3.918 Yr: 0.049**					
			m	**m**			

B.G.18: Windbelasting van Rechts + Overdruk

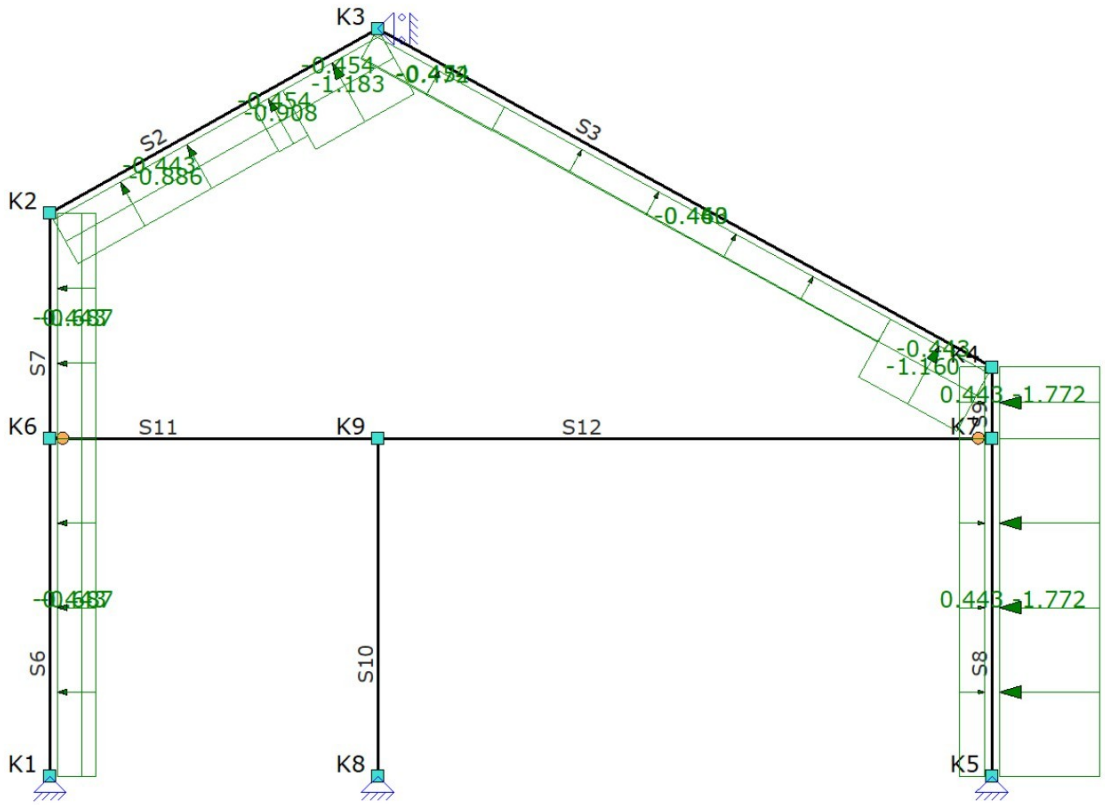

B.G.18: WINDBELASTING VAN RECHTS + OVERDRUK

Type	Beginwaarde	Eindwaarde	Beginafstand	Eindafstand	Richting	Staaf of knoop	Omschrijving
q	-0.886 (q51)	-0.886 (q51)	0.000	2.244	Z'	S2	
q	-0.443 (-q52)	-0.443 (-q52)	0.000	2.244	Z'	S2	
q	-1.183 (q53)	-1.183 (q53)	2.570	3.672 (L)	Z'	S2	
q	-0.454 (-q54)	-0.454 (-q54)	2.570	3.672 (L)	Z'	S2	
q	-0.908 (q55)	-0.908 (q55)	2.244	2.570	Z'	S2	
q	-0.454 (-q54)	-0.454 (-q54)	2.244	2.570	Z'	S2	
q	-1.160 (q56)	-1.160 (q56)	5.752	6.848 (L)	Z'	S3	
q	-0.443 (-q52)	-0.443 (-q52)	5.752	6.848 (L)	Z'	S3	
q	-0.460 (q57)	-0.460 (q57)	1.453	5.752	Z'	S3	
q	-0.443 (-q52)	-0.443 (-q52)	1.453	5.752	Z'	S3	
q	-0.472 (q58)	-0.472 (q58)	0.000	1.453	Z'	S3	
q	-0.454 (-q54)	-0.454 (-q54)	0.000	1.453	Z'	S3	
q	-0.687 (q60)	-0.687 (q60)	0.000	L	Z'	S6-S7	
q	-0.443 (-q52)	-0.443 (-q52)	0.000	L	Z'	S6-S7	
q	-1.772 (-q62)	-1.772 (-q62)	0.000	L	Z'	S8-S9	
q	0.443 (q52)	0.443 (q52)	0.000	L	Z'	S8-S9	
Som lasten		**X: -10.725 Z: -10.677 Yr: -0.113**					
			m	**m**			

B.G.19: Windbelasting van Rechts + Overdruk (2e Cpe)

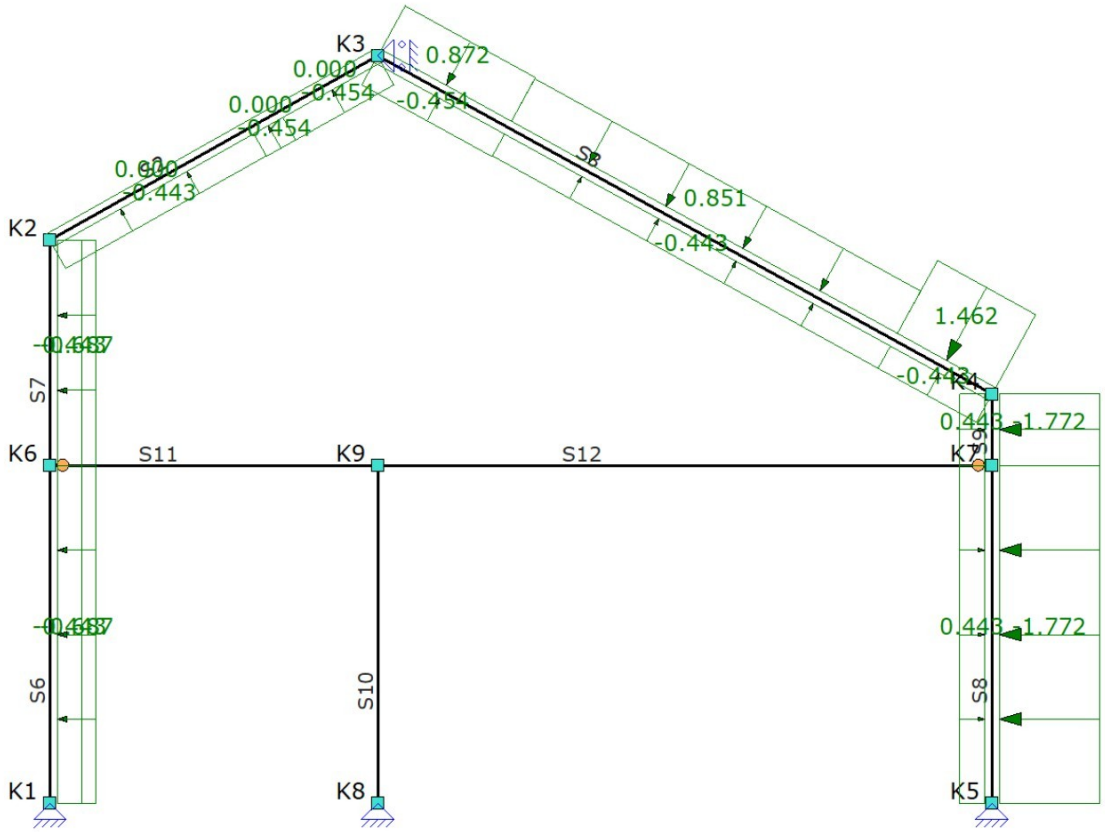

B.G.19: WINDBELASTING VAN RECHTS + OVERDRUK (2E CPE)

Type	Beginwaarde	Eindwaarde	Beginafstand	Eindafstand	Richting	Staaf of knoop	Omschrijving
q	0.000 (q63)	0.000 (q63)	0.000	2.244	Z'	S2	
q	-0.443 (-q64)	-0.443 (-q64)	0.000	2.244	Z'	S2	
q	0.000 (q65)	0.000 (q65)	2.570	3.672 (L)	Z'	S2	
q	-0.454 (-q66)	-0.454 (-q66)	2.570	3.672 (L)	Z'	S2	
q	0.000 (q67)	0.000 (q67)	2.244	2.570	Z'	S2	
q	-0.454 (-q66)	-0.454 (-q66)	2.244	2.570	Z'	S2	
q	1.462 (q68)	1.462 (q68)	5.752	6.848 (L)	Z'	S3	
q	-0.443 (-q64)	-0.443 (-q64)	5.752	6.848 (L)	Z'	S3	
q	0.851 (q69)	0.851 (q69)	1.453	5.752	Z'	S3	
q	-0.443 (-q64)	-0.443 (-q64)	1.453	5.752	Z'	S3	
q	0.872 (q70)	0.872 (q70)	0.000	1.453	Z'	S3	
q	-0.454 (-q66)	-0.454 (-q66)	0.000	1.453	Z'	S3	
q	-0.687 (q72)	-0.687 (q72)	0.000	L	Z'	S6-S7	
q	-0.443 (-q64)	-0.443 (-q64)	0.000	L	Z'	S6-S7	
q	-1.772 (-q74)	-1.772 (-q74)	0.000	L	Z'	S8-S9	
q	0.443 (q64)	0.443 (q64)	0.000	L	Z'	S8-S9	
Som lasten		**X: -14.008 Z: 1.616 Yr: 0.098**					
			m	**m**			

B.G.20: Windbelasting van Rechts + Overdruk (Zadeldak FGH 1e Cpe + IJ 2e Cpe)

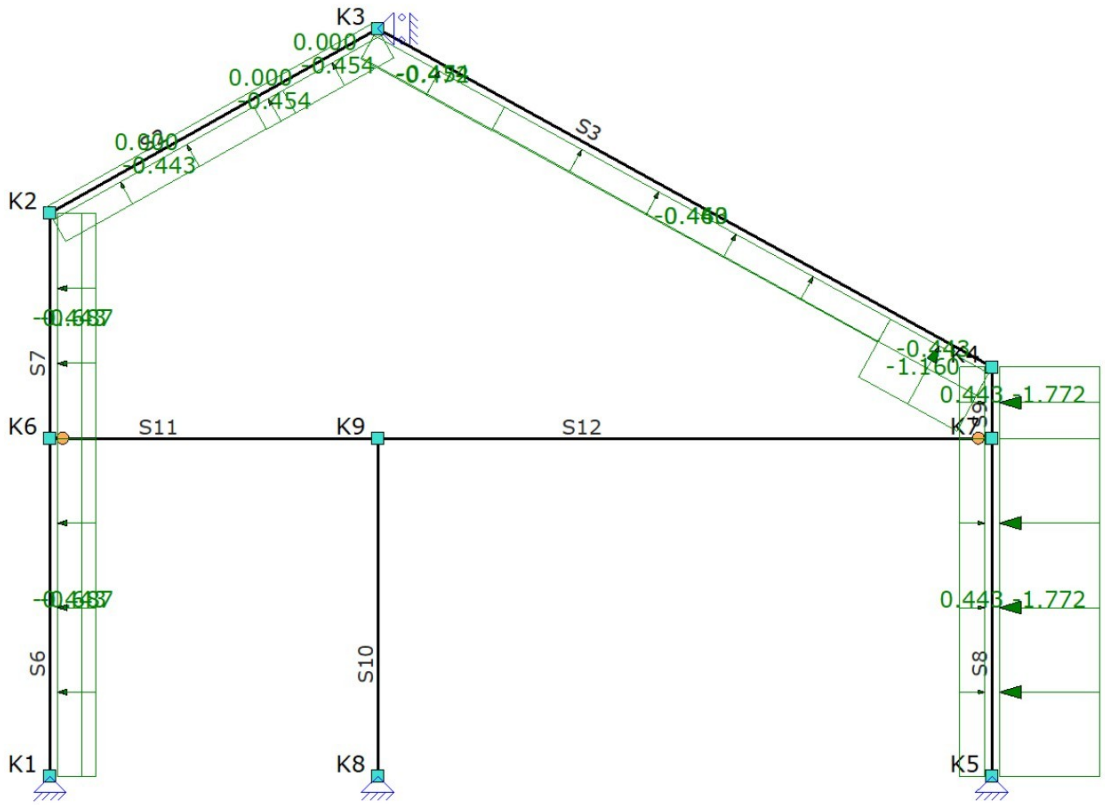

B.G.20: WINDBELASTING VAN RECHTS + OVERDRUK (ZADELDAK FGH 1E CPE + IJ 2E CPE)

Type	Beginwaarde	Eindwaarde	Beginafstand	Eindafstand	Richting	Staaf of knoop	Omschrijving
q	0.000 (q63)	0.000 (q63)	0.000	2.244	Z'	S2	
q	-0.443 (-q52)	-0.443 (-q52)	0.000	2.244	Z'	S2	
q	0.000 (q65)	0.000 (q65)	2.570	3.672 (L)	Z'	S2	
q	-0.454 (-q54)	-0.454 (-q54)	2.570	3.672 (L)	Z'	S2	
q	0.000 (q67)	0.000 (q67)	2.244	2.570	Z'	S2	
q	-0.454 (-q54)	-0.454 (-q54)	2.244	2.570	Z'	S2	
q	-1.160 (q56)	-1.160 (q56)	5.752	6.848 (L)	Z'	S3	
q	-0.443 (-q52)	-0.443 (-q52)	5.752	6.848 (L)	Z'	S3	
q	-0.460 (q57)	-0.460 (q57)	1.453	5.752	Z'	S3	
q	-0.443 (-q52)	-0.443 (-q52)	1.453	5.752	Z'	S3	
q	-0.472 (q58)	-0.472 (q58)	0.000	1.453	Z'	S3	
q	-0.454 (-q54)	-0.454 (-q54)	0.000	1.453	Z'	S3	
q	-0.687 (q60)	-0.687 (q60)	0.000	L	Z'	S6-S7	
q	-0.443 (-q52)	-0.443 (-q52)	0.000	L	Z'	S6-S7	
q	-1.772 (-q62)	-1.772 (-q62)	0.000	L	Z'	S8-S9	
q	0.443 (q52)	0.443 (q52)	0.000	L	Z'	S8-S9	
Som lasten		**X: -8.967 Z: -7.551 Yr: -0.111**					
			m	**m**			

B.G.21: Windbelasting van Rechts + Overdruk (Zadeldak FGH 2e Cpe + IJ 1e Cpe)

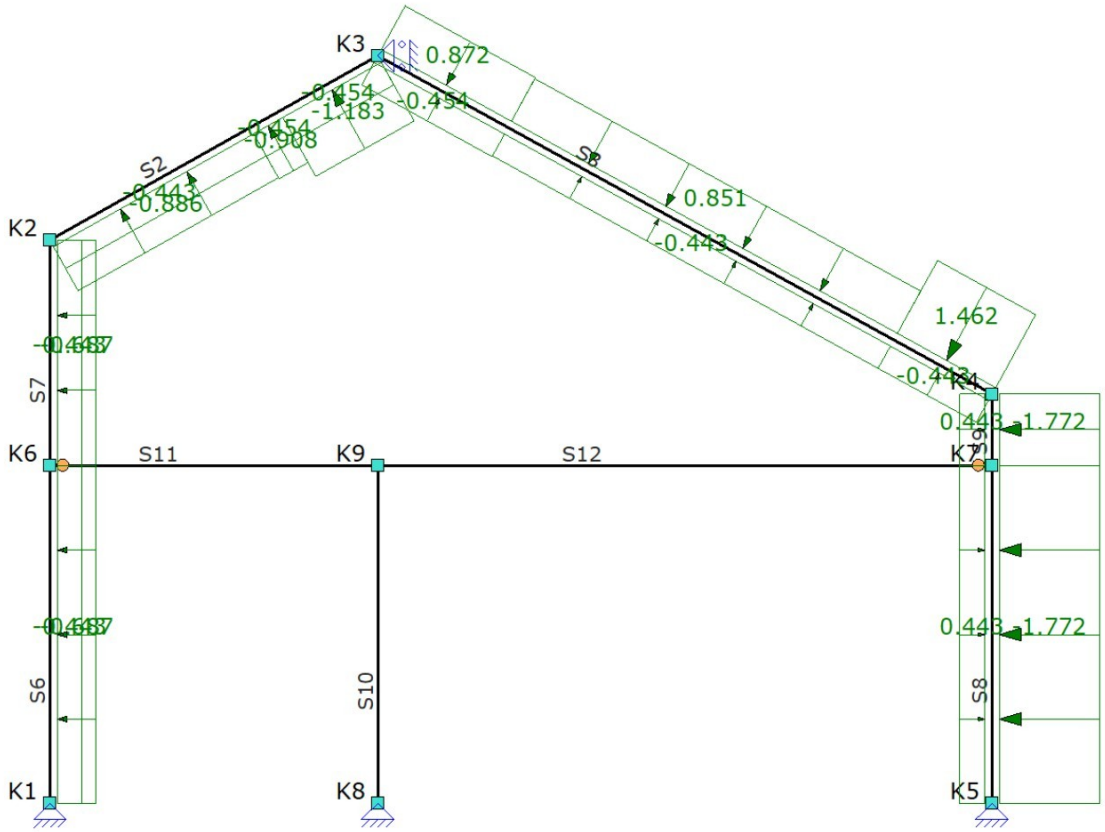

B.G.21: WINDBELASTING VAN RECHTS + OVERDRUK (ZADELDAK FGH 2E CPE + IJ 1E CPE)

Type	Beginwaarde	Eindwaarde	Beginafstand	Eindafstand	Richting	Staaf of knoop	Omschrijving
q	-0.886 (q51)	-0.886 (q51)	0.000	2.244	Z'	S2	
q	-0.443 (-q52)	-0.443 (-q52)	0.000	2.244	Z'	S2	
q	-1.183 (q53)	-1.183 (q53)	2.570	3.672 (L)	Z'	S2	
q	-0.454 (-q54)	-0.454 (-q54)	2.570	3.672 (L)	Z'	S2	
q	-0.908 (q55)	-0.908 (q55)	2.244	2.570	Z'	S2	
q	-0.454 (-q54)	-0.454 (-q54)	2.244	2.570	Z'	S2	
q	1.462 (q68)	1.462 (q68)	5.752	6.848 (L)	Z'	S3	
q	-0.443 (-q52)	-0.443 (-q52)	5.752	6.848 (L)	Z'	S3	
q	0.851 (q69)	0.851 (q69)	1.453	5.752	Z'	S3	
q	-0.443 (-q52)	-0.443 (-q52)	1.453	5.752	Z'	S3	
q	0.872 (q70)	0.872 (q70)	0.000	1.453	Z'	S3	
q	-0.454 (-q54)	-0.454 (-q54)	0.000	1.453	Z'	S3	
q	-0.687 (q60)	-0.687 (q60)	0.000	L	Z'	S6-S7	
q	-0.443 (-q52)	-0.443 (-q52)	0.000	L	Z'	S6-S7	
q	-1.772 (-q62)	-1.772 (-q62)	0.000	L	Z'	S8-S9	
q	0.443 (q52)	0.443 (q52)	0.000	L	Z'	S8-S9	
Som lasten		**X: -15.767 Z: -1.511 Yr: 0.096**					
			m	**m**			

B.G.22: Windbelasting van Rechts + Overdruk (2e corr. factor)

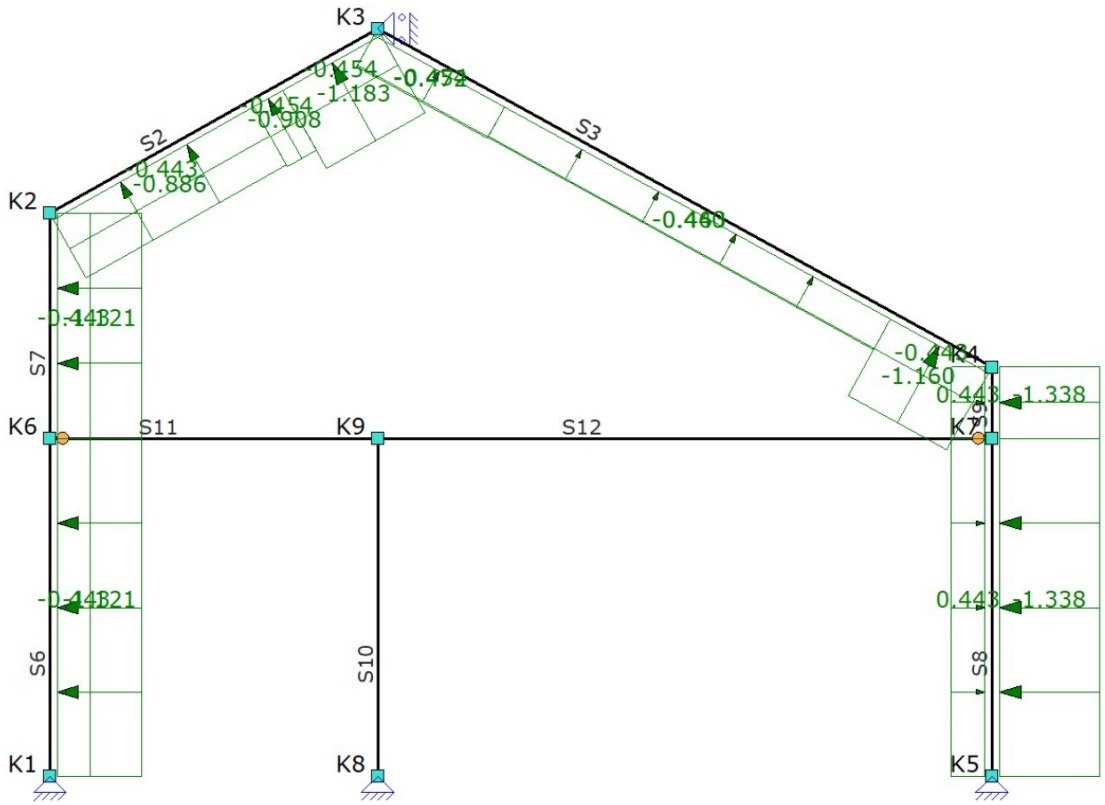

B.G.22: WINDBELASTING VAN RECHTS + OVERDRUK (2E CORR. FACTOR)

Type	Beginwaarde	Eindwaarde	Beginafstand	Eindafstand	Richting	Staaf of knoop	Omschrijving
q	-1.121 (q59)	-1.121 (q59)	0.000	L	Z'	S6-S7	
q	-1.338 (-q61)	-1.338 (-q61)	0.000	L	Z'	S8-S9	
q	-0.886 (q51)	-0.886 (q51)	0.000	2.244	Z'	S2	
q	-0.443 (-q52)	-0.443 (-q52)	0.000	2.244	Z'	S2	
q	-1.183 (q53)	-1.183 (q53)	2.570	3.672 (L)	Z'	S2	
q	-0.454 (-q54)	-0.454 (-q54)	2.570	3.672 (L)	Z'	S2	
q	-0.908 (q55)	-0.908 (q55)	2.244	2.570	Z'	S2	
q	-0.454 (-q54)	-0.454 (-q54)	2.244	2.570	Z'	S2	
q	-1.160 (q56)	-1.160 (q56)	5.752	6.848 (L)	Z'	S3	
q	-0.443 (-q52)	-0.443 (-q52)	5.752	6.848 (L)	Z'	S3	
q	-0.460 (q57)	-0.460 (q57)	1.453	5.752	Z'	S3	
q	-0.443 (-q52)	-0.443 (-q52)	1.453	5.752	Z'	S3	
q	-0.472 (q58)	-0.472 (q58)	0.000	1.453	Z'	S3	
q	-0.454 (-q54)	-0.454 (-q54)	0.000	1.453	Z'	S3	
q	-0.443 (-q52)	-0.443 (-q52)	0.000	L	Z'	S6-S7	
q	0.443 (q52)	0.443 (q52)	0.000	L	Z'	S8-S9	
Som lasten		**X: -11.376 Z: -10.677 Yr: -0.113**					
			m	**m**			

B.G.23: Windbelasting van Rechts + Overdruk (2e Cpe) (2e corr. factor)

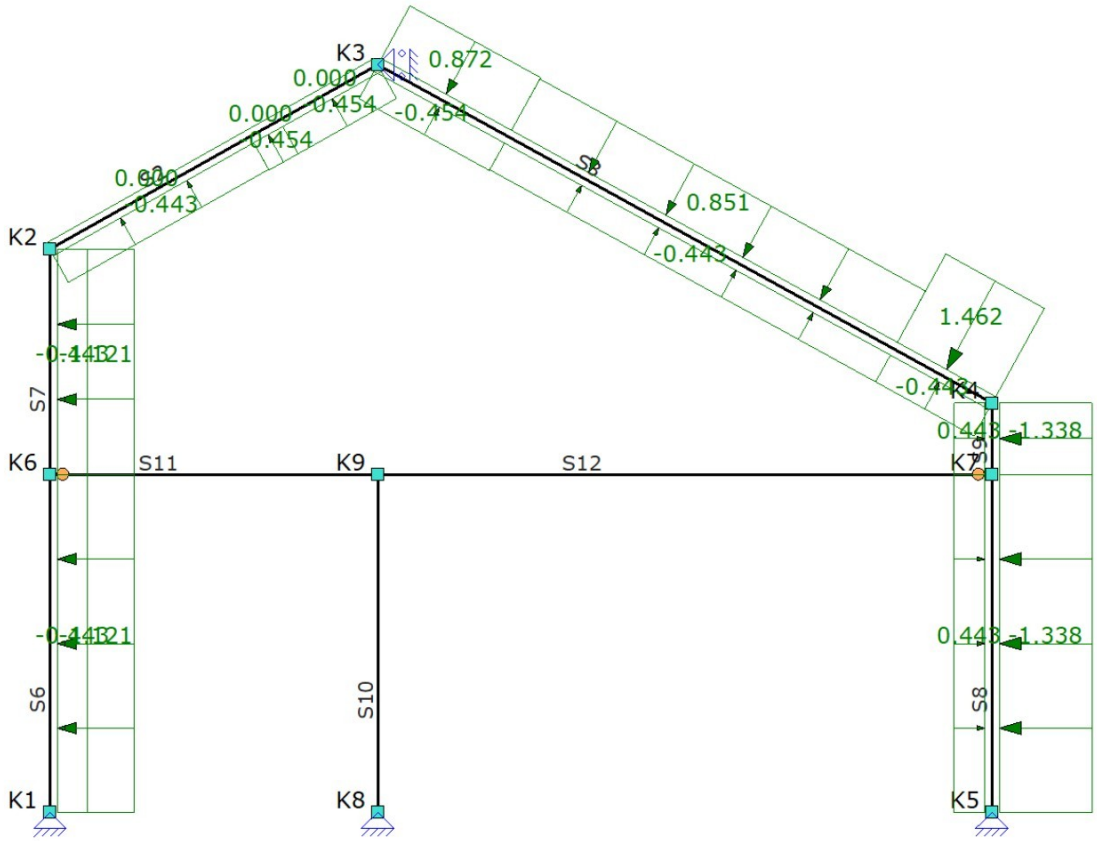

B.G.23: WINDBELASTING VAN RECHTS + OVERDRUK (2E CPE) (2E CORR. FACTOR)

Type	Beginwaarde	Eindwaarde	Beginafstand	Eindafstand	Richting	Staaf of knoop	Omschrijving
q	-1.121 (q71)	-1.121 (q71)	0.000	L	Z'	S6-S7	
q	-1.338 (-q73)	-1.338 (-q73)	0.000	L	Z'	S8-S9	
q	0.000 (q63)	0.000 (q63)	0.000	2.244	Z'	S2	
q	-0.443 (-q64)	-0.443 (-q64)	0.000	2.244	Z'	S2	
q	0.000 (q65)	0.000 (q65)	2.570	3.672 (L)	Z'	S2	
q	-0.454 (-q66)	-0.454 (-q66)	2.570	3.672 (L)	Z'	S2	
q	0.000 (q67)	0.000 (q67)	2.244	2.570	Z'	S2	
q	-0.454 (-q66)	-0.454 (-q66)	2.244	2.570	Z'	S2	
q	1.462 (q68)	1.462 (q68)	5.752	6.848 (L)	Z'	S3	
q	-0.443 (-q64)	-0.443 (-q64)	5.752	6.848 (L)	Z'	S3	
q	0.851 (q69)	0.851 (q69)	1.453	5.752	Z'	S3	
q	-0.443 (-q64)	-0.443 (-q64)	1.453	5.752	Z'	S3	
q	0.872 (q70)	0.872 (q70)	0.000	1.453	Z'	S3	
q	-0.454 (-q66)	-0.454 (-q66)	0.000	1.453	Z'	S3	
q	-0.443 (-q64)	-0.443 (-q64)	0.000	L	Z'	S6-S7	
q	0.443 (q64)	0.443 (q64)	0.000	L	Z'	S8-S9	
Som lasten		**X: -14.659 Z: 1.616 Yr: 0.098**					
			m	**m**			

B.G.24: Windbelasting van Rechts + Overdruk (Zadeldak FGH 1e Cpe + IJ 2e Cpe) (2e corr. factor)

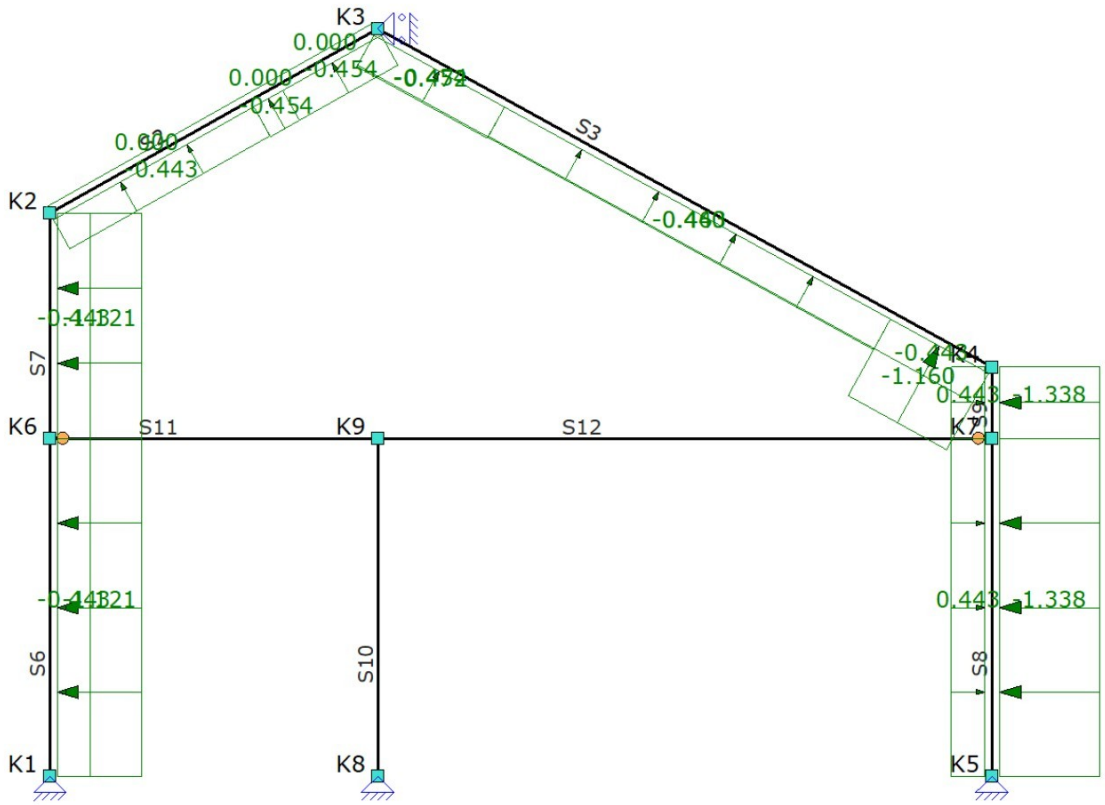

B.G.24: WINDBELASTING VAN RECHTS + OVERDRUK (ZADELDAK FGH 1E CPE + IJ 2E CPE) (2E CORR. FACTOR)

Type	Beginwaarde	Eindwaarde	Beginafstand	Eindafstand	Richting	Staaf of knoop	Omschrijving
q	-1.121 (q59)	-1.121 (q59)	0.000	L	Z'	S6-S7	
q	-1.338 (-q61)	-1.338 (-q61)	0.000	L	Z'	S8-S9	
q	0.000 (q63)	0.000 (q63)	0.000	2.244	Z'	S2	
q	-0.443 (-q52)	-0.443 (-q52)	0.000	2.244	Z'	S2	
q	0.000 (q65)	0.000 (q65)	2.570	3.672 (L)	Z'	S2	
q	-0.454 (-q54)	-0.454 (-q54)	2.570	3.672 (L)	Z'	S2	
q	0.000 (q67)	0.000 (q67)	2.244	2.570	Z'	S2	
q	-0.454 (-q54)	-0.454 (-q54)	2.244	2.570	Z'	S2	
q	-1.160 (q56)	-1.160 (q56)	5.752	6.848 (L)	Z'	S3	
q	-0.443 (-q52)	-0.443 (-q52)	5.752	6.848 (L)	Z'	S3	
q	-0.460 (q57)	-0.460 (q57)	1.453	5.752	Z'	S3	
q	-0.443 (-q52)	-0.443 (-q52)	1.453	5.752	Z'	S3	
q	-0.472 (q58)	-0.472 (q58)	0.000	1.453	Z'	S3	
q	-0.454 (-q54)	-0.454 (-q54)	0.000	1.453	Z'	S3	
q	-0.443 (-q52)	-0.443 (-q52)	0.000	L	Z'	S6-S7	
q	0.443 (q52)	0.443 (q52)	0.000	L	Z'	S8-S9	
Som lasten		**X: -9.617 Z: -7.551 Yr: -0.111**					
			m	**m**			

B.G.25: Windbelasting van Rechts + Overdruk (Zadeldak FGH 2e Cpe + IJ 1e Cpe) (2e corr. factor)

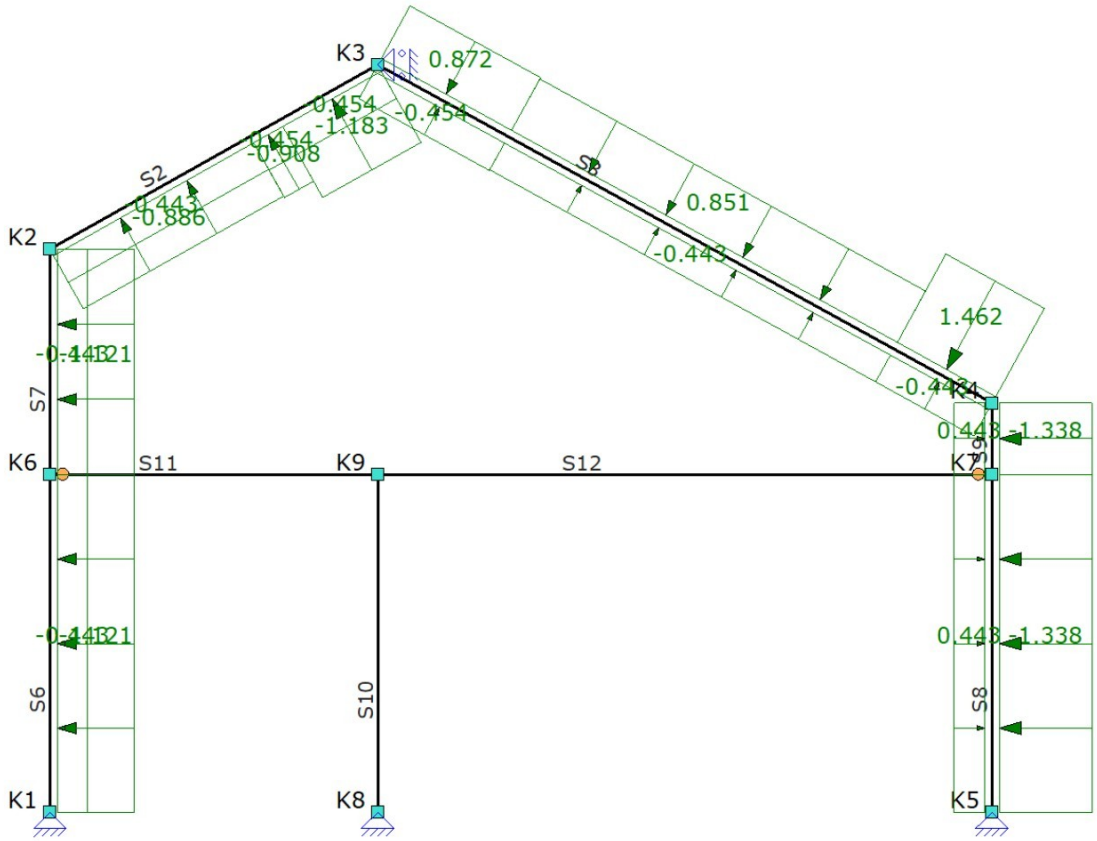

B.G.25: WINDBELASTING VAN RECHTS + OVERDRUK (ZADELDAK FGH 2E CPE + IJ 1E CPE) (2E CORR. FACTOR)

Type	Beginwaarde	Eindwaarde	Beginafstand	Eindafstand	Richting	Staaf of knoop	Omschrijving
q	-1.121 (q59)	-1.121 (q59)	0.000	L	Z'	S6-S7	
q	-1.338 (-q61)	-1.338 (-q61)	0.000	L	Z'	S8-S9	
q	-0.886 (q51)	-0.886 (q51)	0.000	2.244	Z'	S2	
q	-0.443 (-q52)	-0.443 (-q52)	0.000	2.244	Z'	S2	
q	-1.183 (q53)	-1.183 (q53)	2.570	3.672 (L)	Z'	S2	
q	-0.454 (-q54)	-0.454 (-q54)	2.570	3.672 (L)	Z'	S2	
q	-0.908 (q55)	-0.908 (q55)	2.244	2.570	Z'	S2	
q	-0.454 (-q54)	-0.454 (-q54)	2.244	2.570	Z'	S2	
q	1.462 (q68)	1.462 (q68)	5.752	6.848 (L)	Z'	S3	
q	-0.443 (-q52)	-0.443 (-q52)	5.752	6.848 (L)	Z'	S3	
q	0.851 (q69)	0.851 (q69)	1.453	5.752	Z'	S3	
q	-0.443 (-q52)	-0.443 (-q52)	1.453	5.752	Z'	S3	
q	0.872 (q70)	0.872 (q70)	0.000	1.453	Z'	S3	
q	-0.454 (-q54)	-0.454 (-q54)	0.000	1.453	Z'	S3	
q	-0.443 (-q52)	-0.443 (-q52)	0.000	L	Z'	S6-S7	
q	0.443 (q52)	0.443 (q52)	0.000	L	Z'	S8-S9	
Som lasten		**X: -16.418 Z: -1.511 Yr: 0.096**					
			m	**m**			

B.G.26: Windbelasting van Rechts + Onderdruk

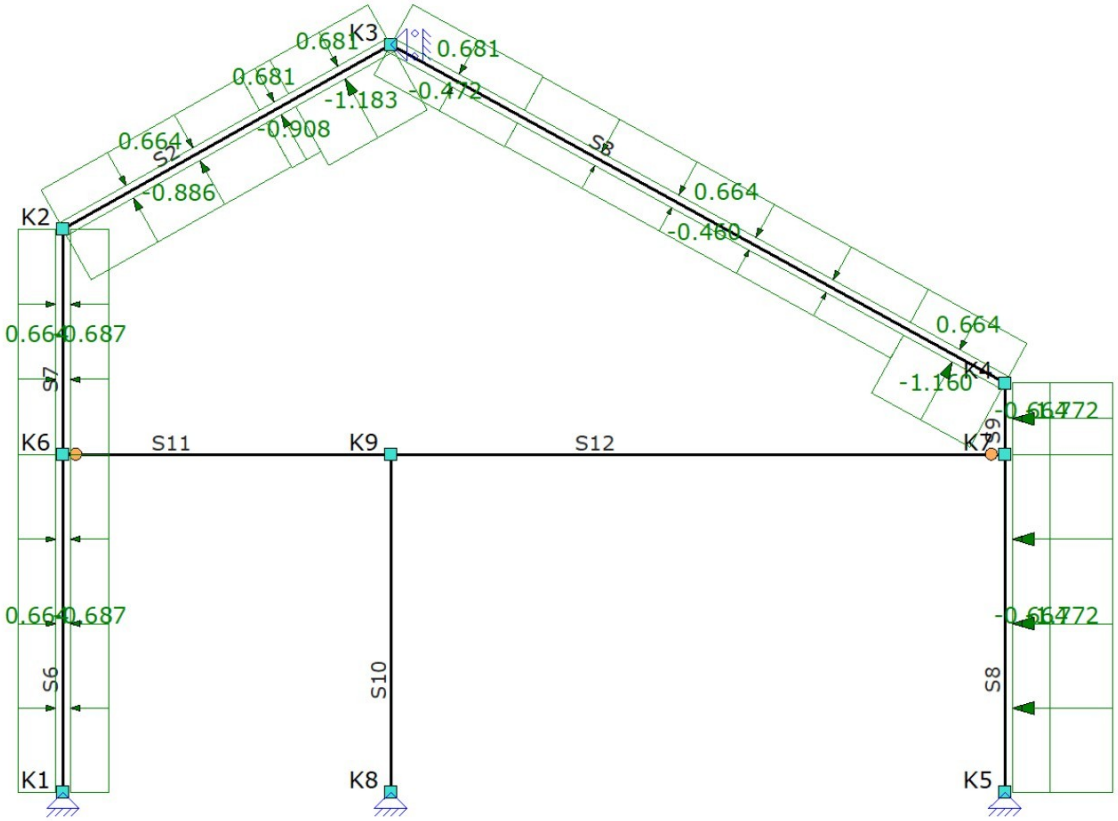

B.G.26: WINDBELASTING VAN RECHTS + ONDERDRUK

Type	Beginwaarde	Eindwaarde	Beginafstand	Eindafstand	Richting	Staaf of knoop	Omschrijving
q	-0.886 (q75)	-0.886 (q75)	0.000	2.244	Z'	S2	
q	0.664 (-q76)	0.664 (-q76)	0.000	2.244	Z'	S2	
q	-1.183 (q77)	-1.183 (q77)	2.570	3.672 (L)	Z'	S2	
q	0.681 (-q78)	0.681 (-q78)	2.570	3.672 (L)	Z'	S2	
q	-0.908 (q79)	-0.908 (q79)	2.244	2.570	Z'	S2	
q	0.681 (-q78)	0.681 (-q78)	2.244	2.570	Z'	S2	
q	-1.160 (q80)	-1.160 (q80)	5.752	6.848 (L)	Z'	S3	
q	0.664 (-q76)	0.664 (-q76)	5.752	6.848 (L)	Z'	S3	
q	-0.460 (q81)	-0.460 (q81)	1.453	5.752	Z'	S3	
q	0.664 (-q76)	0.664 (-q76)	1.453	5.752	Z'	S3	
q	-0.472 (q82)	-0.472 (q82)	0.000	1.453	Z'	S3	
q	0.681 (-q78)	0.681 (-q78)	0.000	1.453	Z'	S3	
q	-0.687 (q84)	-0.687 (q84)	0.000	L	Z'	S6-S7	
q	0.664 (-q76)	0.664 (-q76)	0.000	L	Z'	S6-S7	
q	-1.772 (-q86)	-1.772 (-q86)	0.000	L	Z'	S8-S9	
q	-0.664 (q76)	-0.664 (q76)	0.000	L	Z'	S8-S9	
Som lasten		**X: -10.725 Z: -0.422 Yr: -0.116**					
			m	**m**			

B.G.27: Windbelasting van Rechts + Onderdruk (2e Cpe)

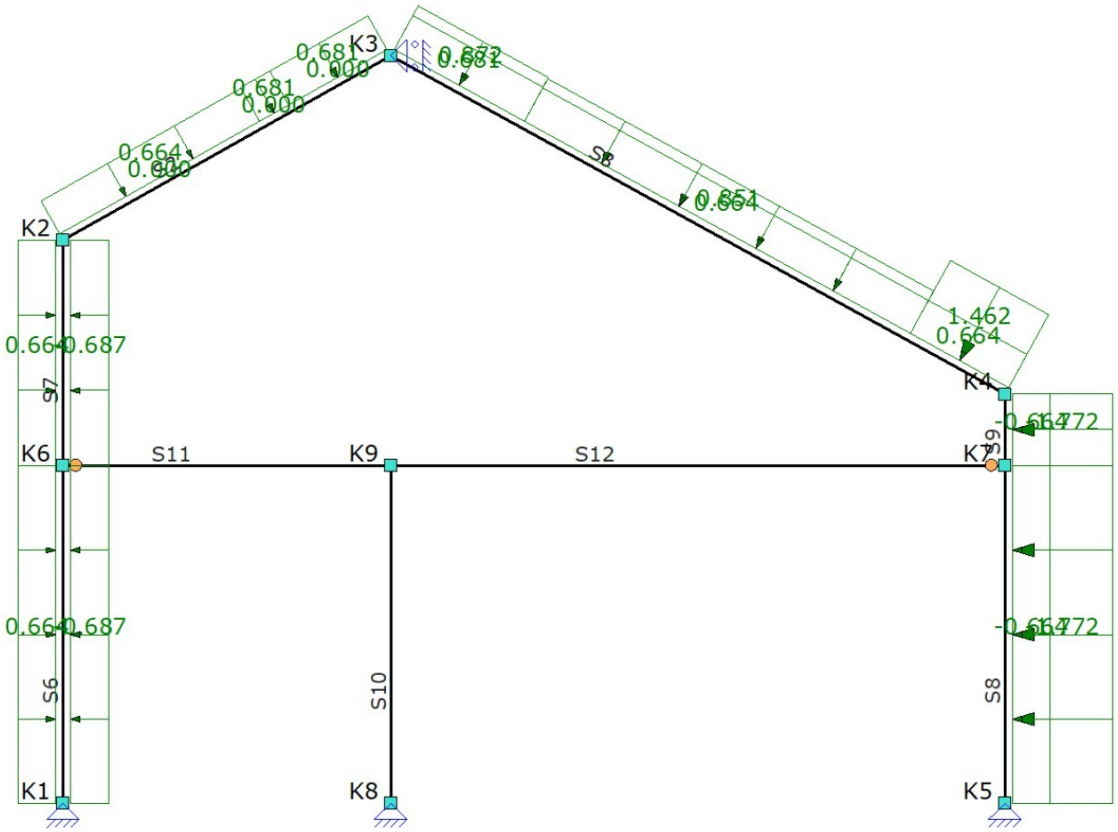

B.G.27: WINDBELASTING VAN RECHTS + ONDERDRUK (2E CPE)

Type	Beginwaarde	Eindwaarde	Beginafstand	Eindafstand	Richting	Staaf of knoop	Omschrijving
q	0.000 (q87)	0.000 (q87)	0.000	2.244	Z'	S2	
q	0.664 (-q88)	0.664 (-q88)	0.000	2.244	Z'	S2	
q	0.000 (q89)	0.000 (q89)	2.570	3.672 (L)	Z'	S2	
q	0.681 (-q90)	0.681 (-q90)	2.570	3.672 (L)	Z'	S2	
q	0.000 (q91)	0.000 (q91)	2.244	2.570	Z'	S2	
q	0.681 (-q90)	0.681 (-q90)	2.244	2.570	Z'	S2	
q	1.462 (q92)	1.462 (q92)	5.752	6.848 (L)	Z'	S3	
q	0.664 (-q88)	0.664 (-q88)	5.752	6.848 (L)	Z'	S3	
q	0.851 (q93)	0.851 (q93)	1.453	5.752	Z'	S3	
q	0.664 (-q88)	0.664 (-q88)	1.453	5.752	Z'	S3	
q	0.872 (q94)	0.872 (q94)	0.000	1.453	Z'	S3	
q	0.681 (-q90)	0.681 (-q90)	0.000	1.453	Z'	S3	
q	-0.687 (q96)	-0.687 (q96)	0.000	L	Z'	S6-S7	
q	0.664 (-q88)	0.664 (-q88)	0.000	L	Z'	S6-S7	
q	-1.772 (-q98)	-1.772 (-q98)	0.000	L	Z'	S8-S9	
q	-0.664 (q88)	-0.664 (q88)	0.000	L	Z'	S8-S9	
Som lasten		**X: -14.008 Z: 11.872 Yr: 0.094**					
			m	**m**			

B.G.28: Windbelasting van Rechts + Onderdruk (Zadeldak FGH 1e Cpe + IJ 2e Cpe)

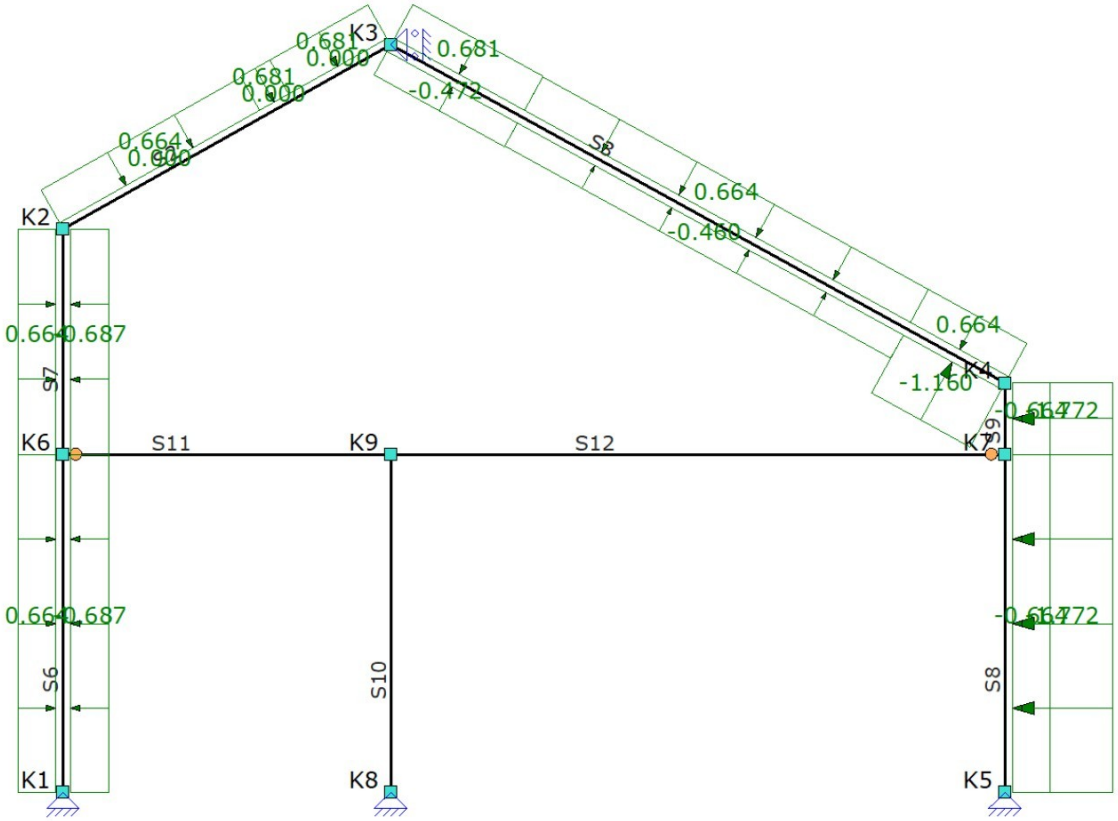

B.G.28: WINDBELASTING VAN RECHTS + ONDERDRUK (ZADELDAK FGH 1E CPE + IJ 2E CPE)

Type	Beginwaarde	Eindwaarde	Beginafstand	Eindafstand	Richting	Staaf of knoop	Omschrijving
q	0.000 (q87)	0.000 (q87)	0.000	2.244	Z'	S2	
q	0.664 (-q76)	0.664 (-q76)	0.000	2.244	Z'	S2	
q	0.000 (q89)	0.000 (q89)	2.570	3.672 (L)	Z'	S2	
q	0.681 (-q78)	0.681 (-q78)	2.570	3.672 (L)	Z'	S2	
q	0.000 (q91)	0.000 (q91)	2.244	2.570	Z'	S2	
q	0.681 (-q78)	0.681 (-q78)	2.244	2.570	Z'	S2	
q	-1.160 (q80)	-1.160 (q80)	5.752	6.848 (L)	Z'	S3	
q	0.664 (-q76)	0.664 (-q76)	5.752	6.848 (L)	Z'	S3	
q	-0.460 (q81)	-0.460 (q81)	1.453	5.752	Z'	S3	
q	0.664 (-q76)	0.664 (-q76)	1.453	5.752	Z'	S3	
q	-0.472 (q82)	-0.472 (q82)	0.000	1.453	Z'	S3	
q	0.681 (-q78)	0.681 (-q78)	0.000	1.453	Z'	S3	
q	-0.687 (q84)	-0.687 (q84)	0.000	L	Z'	S6-S7	
q	0.664 (-q76)	0.664 (-q76)	0.000	L	Z'	S6-S7	
q	-1.772 (-q86)	-1.772 (-q86)	0.000	L	Z'	S8-S9	
q	-0.664 (q76)	-0.664 (q76)	0.000	L	Z'	S8-S9	
Som lasten		**X: -8.967 Z: 2.705 Yr: -0.114**					
			m	**m**			

B.G.29: Windbelasting van Rechts + Onderdruk (Zadeldak FGH 2e Cpe + IJ 1e Cpe)

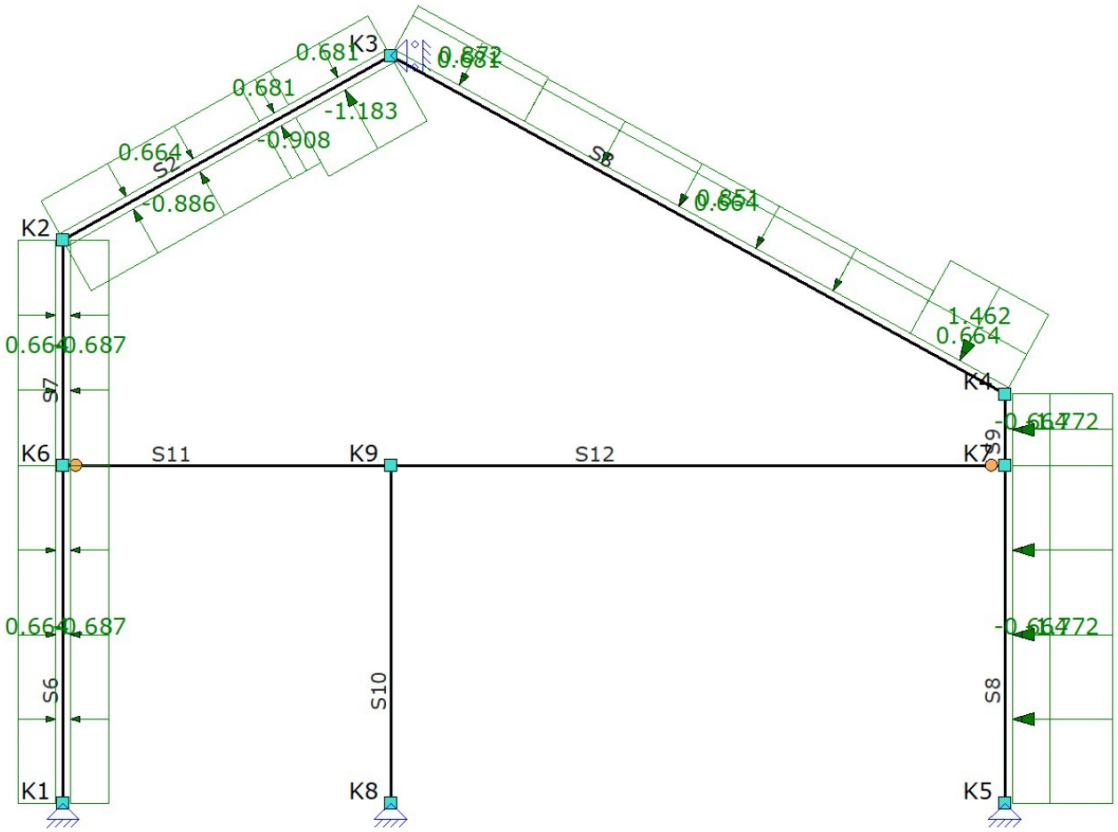

B.G.29: WINDBELASTING VAN RECHTS + ONDERDRUK (ZADELDAK FGH 2E CPE + IJ 1E CPE)

Type	Beginwaarde	Eindwaarde	Beginafstand	Eindafstand	Richting	Staaf of knoop	Omschrijving
q	-0.886 (q75)	-0.886 (q75)	0.000	2.244	Z'	S2	
q	0.664 (-q76)	0.664 (-q76)	0.000	2.244	Z'	S2	
q	-1.183 (q77)	-1.183 (q77)	2.570	3.672 (L)	Z'	S2	
q	0.681 (-q78)	0.681 (-q78)	2.570	3.672 (L)	Z'	S2	
q	-0.908 (q79)	-0.908 (q79)	2.244	2.570	Z'	S2	
q	0.681 (-q78)	0.681 (-q78)	2.244	2.570	Z'	S2	
q	1.462 (q92)	1.462 (q92)	5.752	6.848 (L)	Z'	S3	
q	0.664 (-q76)	0.664 (-q76)	5.752	6.848 (L)	Z'	S3	
q	0.851 (q93)	0.851 (q93)	1.453	5.752	Z'	S3	
q	0.664 (-q76)	0.664 (-q76)	1.453	5.752	Z'	S3	
q	0.872 (q94)	0.872 (q94)	0.000	1.453	Z'	S3	
q	0.681 (-q78)	0.681 (-q78)	0.000	1.453	Z'	S3	
q	-0.687 (q84)	-0.687 (q84)	0.000	L	Z'	S6-S7	
q	0.664 (-q76)	0.664 (-q76)	0.000	L	Z'	S6-S7	
q	-1.772 (-q86)	-1.772 (-q86)	0.000	L	Z'	S8-S9	
q	-0.664 (q76)	-0.664 (q76)	0.000	L	Z'	S8-S9	
Som lasten		**X: -15.767 Z: 8.745 Yr: 0.092**					
			m	**m**			

B.G.30: Windbelasting van Rechts + Onderdruk (2e corr. factor)

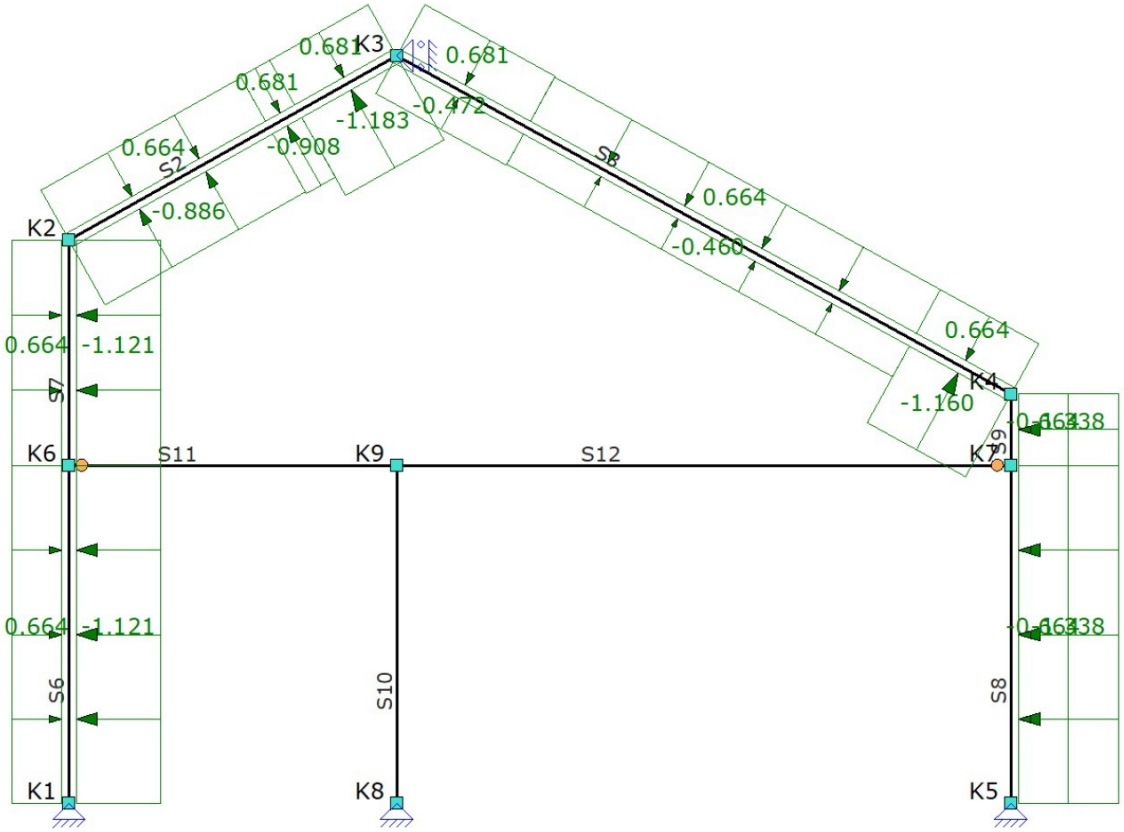

B.G.30: WINDBELASTING VAN RECHTS + ONDERDRUK (2E CORR. FACTOR)

Type	Beginwaarde	Eindwaarde	Beginafstand	Eindafstand	Richting	Staaf of knoop	Omschrijving
q	-1.121 (q83)	-1.121 (q83)	0.000	L	Z'	S6-S7	
q	-1.338 (-q85)	-1.338 (-q85)	0.000	L	Z'	S8-S9	
q	-0.886 (q75)	-0.886 (q75)	0.000	2.244	Z'	S2	
q	0.664 (-q76)	0.664 (-q76)	0.000	2.244	Z'	S2	
q	-1.183 (q77)	-1.183 (q77)	2.570	3.672 (L)	Z'	S2	
q	0.681 (-q78)	0.681 (-q78)	2.570	3.672 (L)	Z'	S2	
q	-0.908 (q79)	-0.908 (q79)	2.244	2.570	Z'	S2	
q	0.681 (-q78)	0.681 (-q78)	2.244	2.570	Z'	S2	
q	-1.160 (q80)	-1.160 (q80)	5.752	6.848 (L)	Z'	S3	
q	0.664 (-q76)	0.664 (-q76)	5.752	6.848 (L)	Z'	S3	
q	-0.460 (q81)	-0.460 (q81)	1.453	5.752	Z'	S3	
q	0.664 (-q76)	0.664 (-q76)	1.453	5.752	Z'	S3	
q	-0.472 (q82)	-0.472 (q82)	0.000	1.453	Z'	S3	
q	0.681 (-q78)	0.681 (-q78)	0.000	1.453	Z'	S3	
q	0.664 (-q76)	0.664 (-q76)	0.000	L	Z'	S6-S7	
q	-0.664 (q76)	-0.664 (q76)	0.000	L	Z'	S8-S9	
Som lasten		**X: -11.376 Z: -0.422 Yr: -0.116**					
			m	**m**			

B.G.31: Windbelasting van Rechts + Onderdruk (2e Cpe) (2e corr. factor)

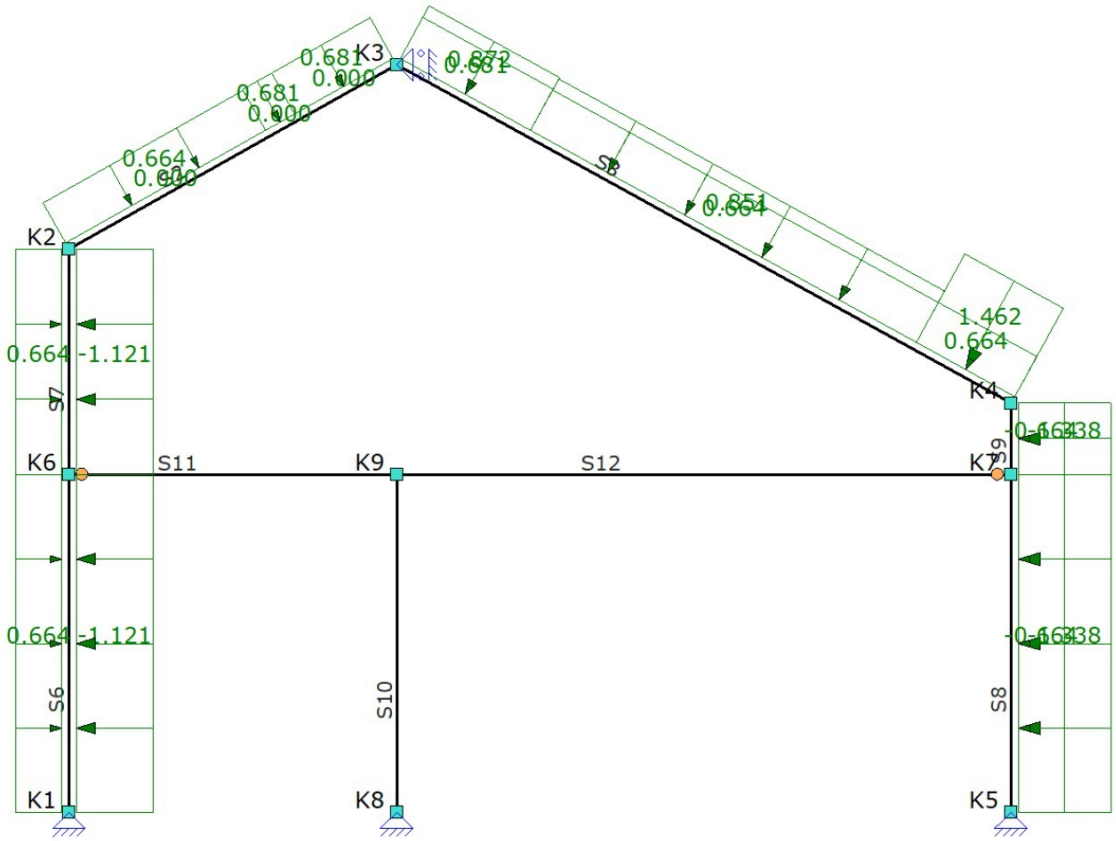

B.G.31: WINDBELASTING VAN RECHTS + ONDERDRUK (2E CPE) (2E CORR. FACTOR)

Type	Beginwaarde	Eindwaarde	Beginafstand	Eindafstand	Richting	Staaf of knoop	Omschrijving
q	-1.121 (q95)	-1.121 (q95)	0.000	L	Z'	S6-S7	
q	-1.338 (-q97)	-1.338 (-q97)	0.000	L	Z'	S8-S9	
q	0.000 (q87)	0.000 (q87)	0.000	2.244	Z'	S2	
q	0.664 (-q88)	0.664 (-q88)	0.000	2.244	Z'	S2	
q	0.000 (q89)	0.000 (q89)	2.570	3.672 (L)	Z'	S2	
q	0.681 (-q90)	0.681 (-q90)	2.570	3.672 (L)	Z'	S2	
q	0.000 (q91)	0.000 (q91)	2.244	2.570	Z'	S2	
q	0.681 (-q90)	0.681 (-q90)	2.244	2.570	Z'	S2	
q	1.462 (q92)	1.462 (q92)	5.752	6.848 (L)	Z'	S3	
q	0.664 (-q88)	0.664 (-q88)	5.752	6.848 (L)	Z'	S3	
q	0.851 (q93)	0.851 (q93)	1.453	5.752	Z'	S3	
q	0.664 (-q88)	0.664 (-q88)	1.453	5.752	Z'	S3	
q	0.872 (q94)	0.872 (q94)	0.000	1.453	Z'	S3	
q	0.681 (-q90)	0.681 (-q90)	0.000	1.453	Z'	S3	
q	0.664 (-q88)	0.664 (-q88)	0.000	L	Z'	S6-S7	
q	-0.664 (q88)	-0.664 (q88)	0.000	L	Z'	S8-S9	
Som lasten		**X: -14.659 Z: 11.872 Yr: 0.094**					
			m	**m**			

B.G.32: Windbelasting van Rechts + Onderdruk (Zadeldak FGH 1e Cpe + IJ 2e Cpe) (2e corr. factor)

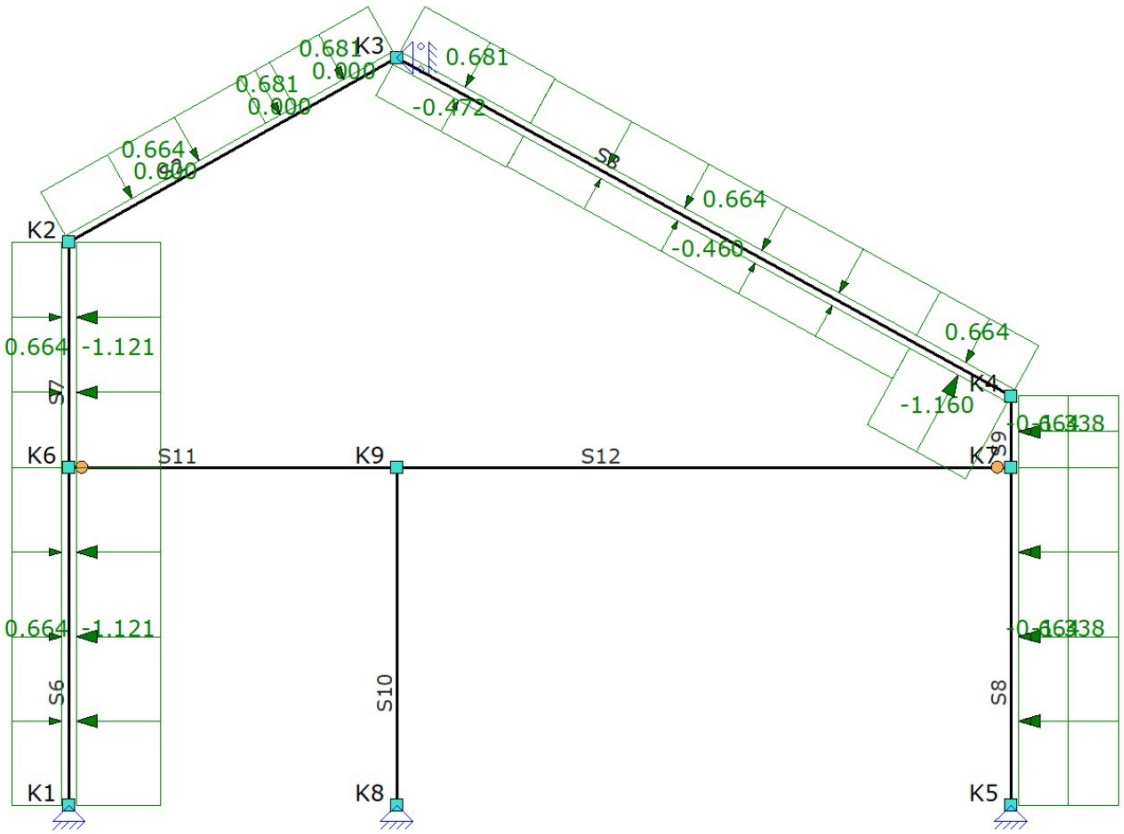

B.G.32: WINDBELASTING VAN RECHTS + ONDERDRUK (ZADELDAK FGH 1E CPE + IJ 2E CPE) (2E CORR. FACTOR)

Type	Beginwaarde	Eindwaarde	Beginafstand	Eindafstand	Richting	Staaf of knoop	Omschrijving
q	-1.121 (q83)	-1.121 (q83)	0.000	L	Z'	S6-S7	
q	-1.338 (-q85)	-1.338 (-q85)	0.000	L	Z'	S8-S9	
q	0.000 (q87)	0.000 (q87)	0.000	2.244	Z'	S2	
q	0.664 (-q76)	0.664 (-q76)	0.000	2.244	Z'	S2	
q	0.000 (q89)	0.000 (q89)	2.570	3.672 (L)	Z'	S2	
q	0.681 (-q78)	0.681 (-q78)	2.570	3.672 (L)	Z'	S2	
q	0.000 (q91)	0.000 (q91)	2.244	2.570	Z'	S2	
q	0.681 (-q78)	0.681 (-q78)	2.244	2.570	Z'	S2	
q	-1.160 (q80)	-1.160 (q80)	5.752	6.848 (L)	Z'	S3	
q	0.664 (-q76)	0.664 (-q76)	5.752	6.848 (L)	Z'	S3	
q	-0.460 (q81)	-0.460 (q81)	1.453	5.752	Z'	S3	
q	0.664 (-q76)	0.664 (-q76)	1.453	5.752	Z'	S3	
q	-0.472 (q82)	-0.472 (q82)	0.000	1.453	Z'	S3	
q	0.681 (-q78)	0.681 (-q78)	0.000	1.453	Z'	S3	
q	0.664 (-q76)	0.664 (-q76)	0.000	L	Z'	S6-S7	
q	-0.664 (q76)	-0.664 (q76)	0.000	L	Z'	S8-S9	
Som lasten		**X: -9.617 Z: 2.705 Yr: -0.114**					
			m	**m**			

B.G.33: Windbelasting van Rechts + Onderdruk (Zadeldak FGH 2e Cpe + IJ 1e Cpe) (2e corr. factor)

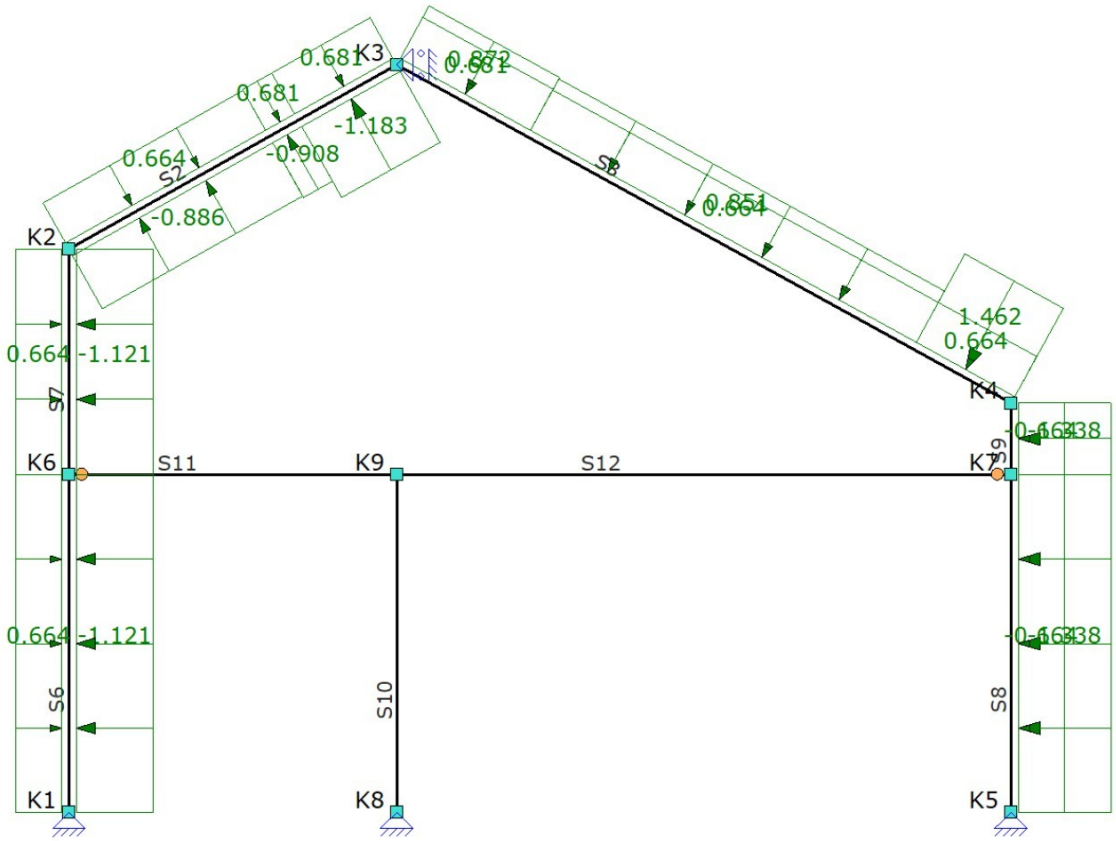

B.G.33: WINDBELASTING VAN RECHTS + ONDERDRUK (ZADELDAK FGH 2E CPE + IJ 1E CPE) (2E CORR. FACTOR)

Type	Beginwaarde	Eindwaarde	Beginafstand	Eindafstand	Richting	Staaf of knoop	Omschrijving
q	-1.121 (q83)	-1.121 (q83)	0.000	L	Z'	S6-S7	
q	-1.338 (-q85)	-1.338 (-q85)	0.000	L	Z'	S8-S9	
q	-0.886 (q75)	-0.886 (q75)	0.000	2.244	Z'	S2	
q	0.664 (-q76)	0.664 (-q76)	0.000	2.244	Z'	S2	
q	-1.183 (q77)	-1.183 (q77)	2.570	3.672 (L)	Z'	S2	
q	0.681 (-q78)	0.681 (-q78)	2.570	3.672 (L)	Z'	S2	
q	-0.908 (q79)	-0.908 (q79)	2.244	2.570	Z'	S2	
q	0.681 (-q78)	0.681 (-q78)	2.244	2.570	Z'	S2	
q	1.462 (q92)	1.462 (q92)	5.752	6.848 (L)	Z'	S3	
q	0.664 (-q76)	0.664 (-q76)	5.752	6.848 (L)	Z'	S3	
q	0.851 (q93)	0.851 (q93)	1.453	5.752	Z'	S3	
q	0.664 (-q76)	0.664 (-q76)	1.453	5.752	Z'	S3	
q	0.872 (q94)	0.872 (q94)	0.000	1.453	Z'	S3	
q	0.681 (-q78)	0.681 (-q78)	0.000	1.453	Z'	S3	
q	0.664 (-q76)	0.664 (-q76)	0.000	L	Z'	S6-S7	
q	-0.664 (q76)	-0.664 (q76)	0.000	L	Z'	S8-S9	
Som lasten		**X: -16.418 Z: 8.745 Yr: 0.092**					
			m	**m**			

B.G.34: Sneeuwbelasting 1

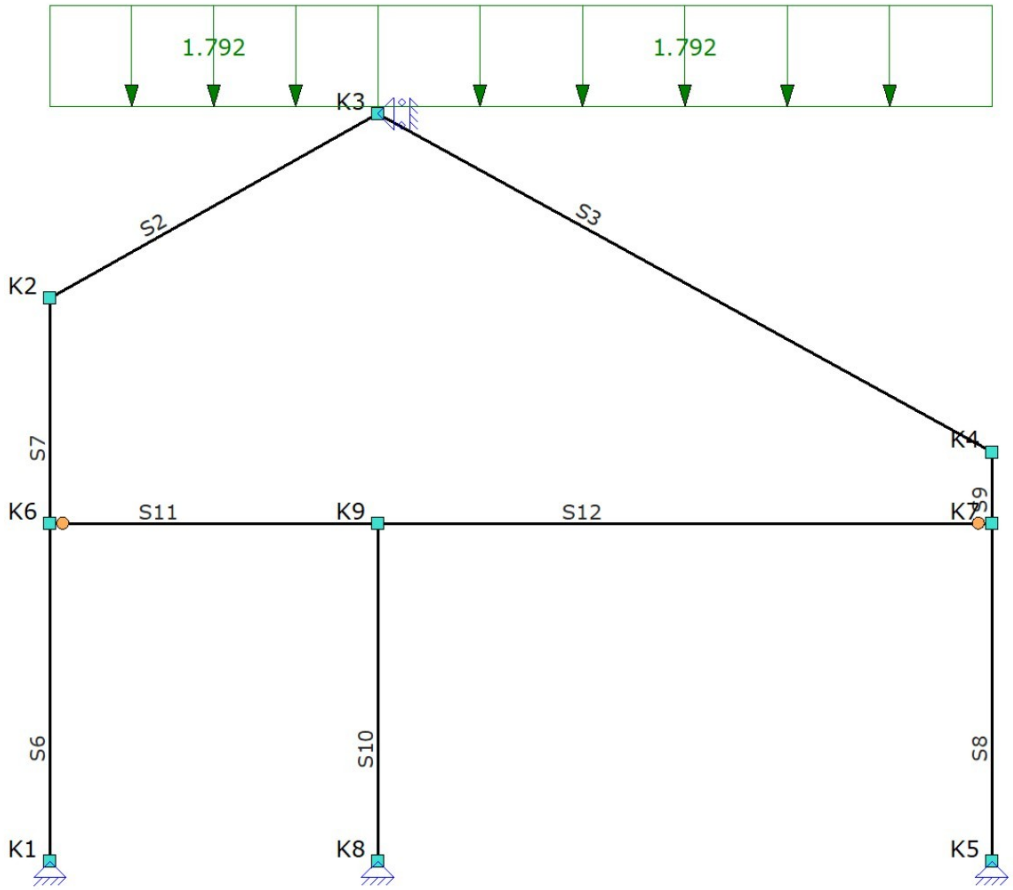

B.G.34: SNEEUWBELASTING 1

Type	Beginwaarde	Eindwaarde	Beginafstand	Eindafstand	Richting	Staaf of knoop	Omschrijving
q	1.792 (q99)	1.792 (q99)	0.000	L	Z	S2-S3	
Som lasten		**Z: 16.486**					
			m	**m**			

B.G.35: Sneeuwbelasting 2

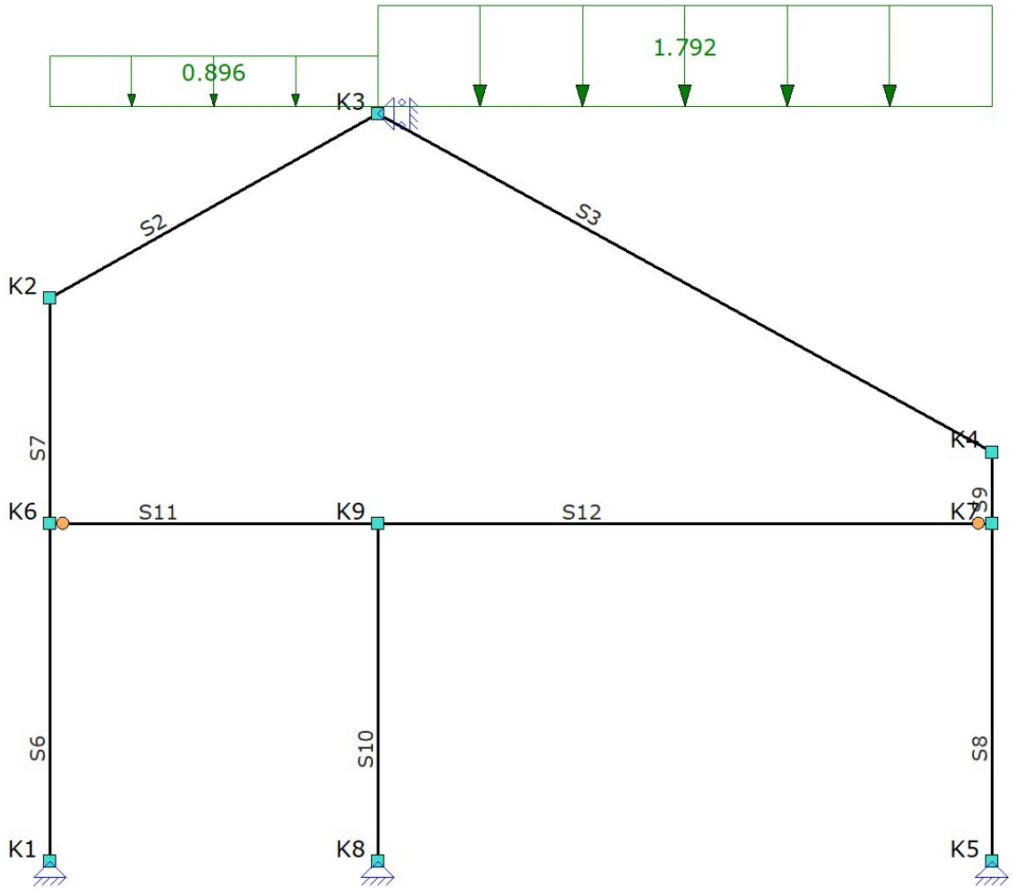

B.G.35: SNEEUWBELASTING 2

Type	Beginwaarde	Eindwaarde	Beginafstand	Eindafstand	Richting	Staaf of knoop	Omschrijving
q	0.896 (q100)	0.896 (q100)	0.000	3.672 (L)	Z	S2	
q	1.792 (q99)	1.792 (q99)	0.000	6.848 (L)	Z	S3	
Som lasten		**Z: 13.619 Yr: -0.000**					
			m	**m**			

B.G.36: Sneeuwbelasting 3

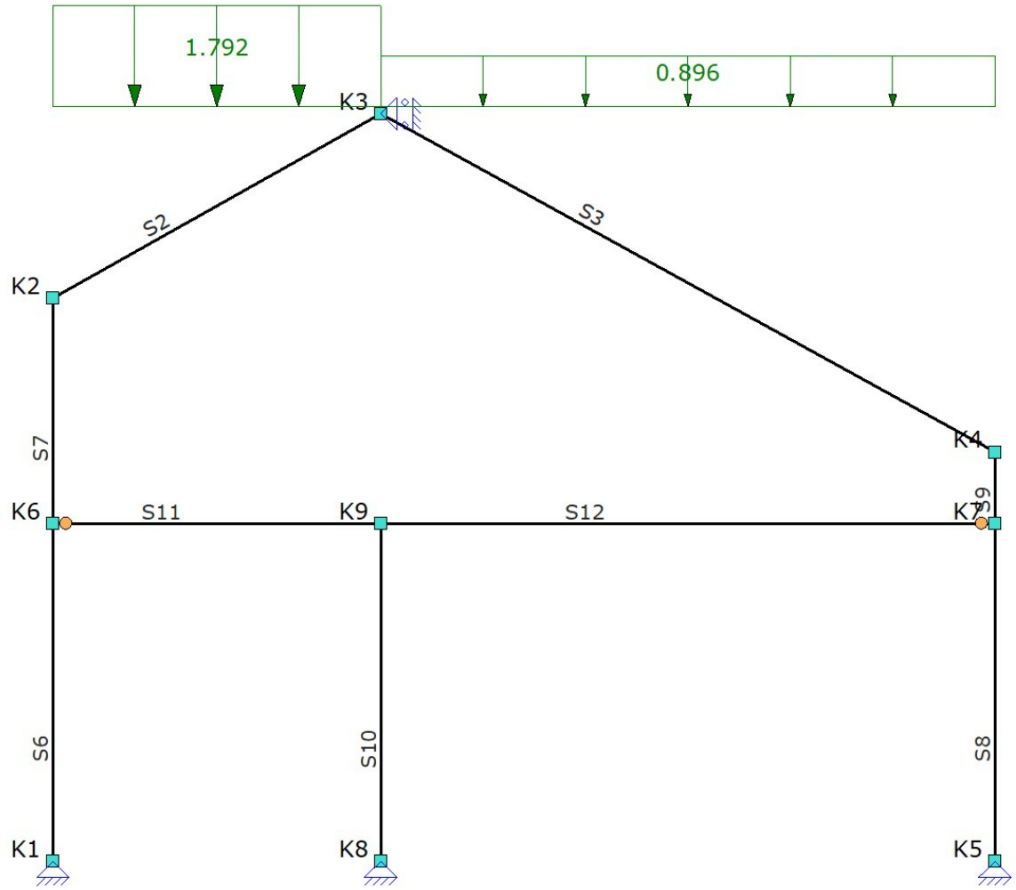

B.G.36: SNEEUWBELASTING 3

Type	Beginwaarde	Eindwaarde	Beginafstand	Eindafstand	Richting	Staaf of knoop	Omschrijving
q	1.792 (q99)	1.792 (q99)	0.000	3.672 (L)	Z	S2	
q	0.896 (q100)	0.896 (q100)	0.000	6.848 (L)	Z	S3	
Som lasten		**Z: 11.110**					
			m	**m**			

B.G.37: Verdeelde veranderlijke belasting

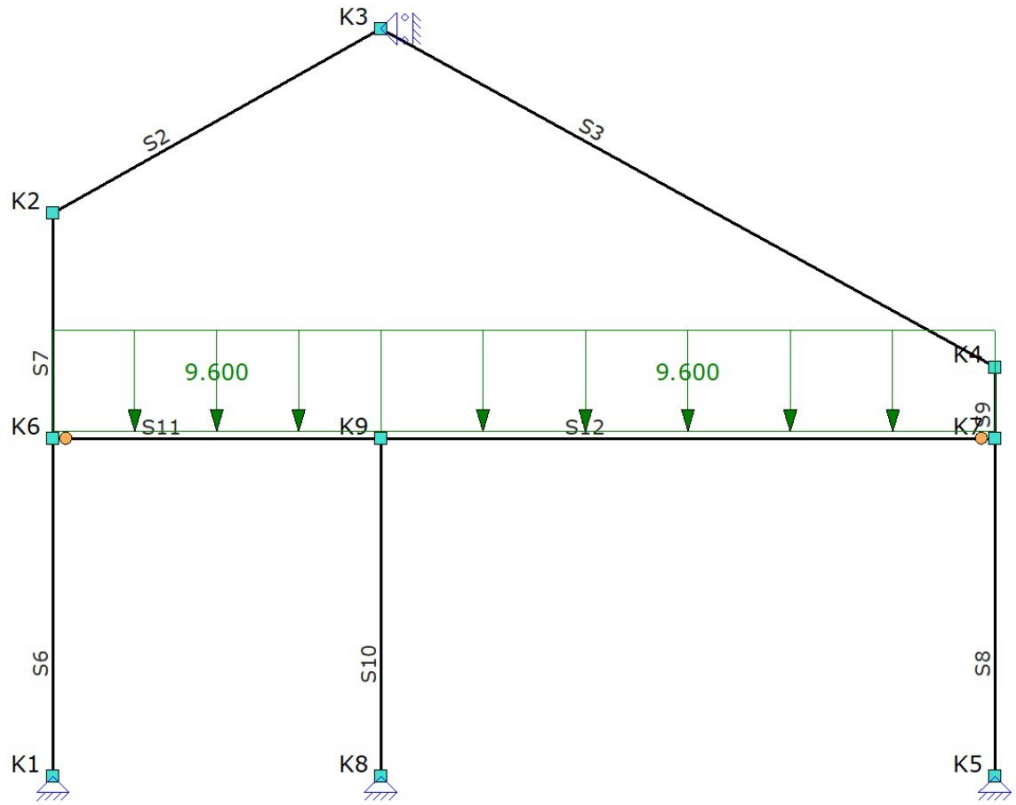

B.G.37: VERDEELDE VERANDERLIJKE BELASTING

Type	Beginwaarde	Eindwaarde	Beginafstand	Eindafstand	Richting	Staaf of knoop	Omschrijving
q	9.600	9.600	0.000	L	Z'	S11-S12	
Som lasten		**Z: 88.320 Yr: -4.799**					
			m	**m**			

BELASTINGSCOMBINATIES

		Fundamenteel											
B.G.	**Omschrijving**	**Fu.C.1**	**Fu.C.2**	**Fu.C.3**	**Fu.C.4**	**Fu.C.5**	**Fu.C.6**	**Fu.C.7**	**Fu.C.8**	**Fu.C.9**	**Fu.C.10**	**Fu.C.11**	**Fu.C.12**
B.G.1	Permanente Belasting	1.20	0.90	0.90	0.90	0.90	0.90	0.90	0.90	0.90	1.20	1.20	1.20
B.G.2	Windbelasting van Lin…		1.50										
B.G.3	Windbelasting van Lin…			1.50									
B.G.4	Windbelasting van Lin…				1.50								
B.G.5	Windbelasting van Lin…					1.50							
B.G.6	Windbelasting van Lin…						1.50						
B.G.7	Windbelasting van Lin…							1.50					
B.G.8	Windbelasting van Lin…								1.50				
B.G.9	Windbelasting van Lin…									1.50			
B.G.10	Windbelasting van Lin…										1.50		
B.G.11	Windbelasting van Lin…											1.50	
B.G.12	Windbelasting van Lin…												1.50
B.G.13	Windbelasting van Lin…												
B.G.14	Windbelasting van Lin…												
B.G.15	Windbelasting van Lin…												
B.G.16	Windbelasting van Lin…												
B.G.17	Windbelasting van Lin…												

B.G.18	Windbelasting van Re…												
B.G.19	Windbelasting van Re…												
B.G.20	Windbelasting van Re…												
B.G.21	Windbelasting van Re…												
B.G.22	Windbelasting van Re…												
B.G.23	Windbelasting van Re…												
B.G.24	Windbelasting van Re…												
B.G.25	Windbelasting van Re…												
B.G.26	Windbelasting van Re…												
B.G.27	Windbelasting van Re…												
B.G.28	Windbelasting van Re…												
B.G.29	Windbelasting van Re…												
B.G.30	Windbelasting van Re…												
B.G.31	Windbelasting van Re…												
B.G.32	Windbelasting van Re…												
B.G.33	Windbelasting van Re…												
B.G.34	Sneeuwbelasting 1												
B.G.35	Sneeuwbelasting 2												
B.G.36	Sneeuwbelasting 3												
B.G.37	Verdeelde veranderlijk…	1.50	1.50	1.50	1.50	1.50	1.50	1.50	1.50	1.50	1.50	1.50	1.50
B.G.	**Omschrijving**	**Fu.C.13**	**Fu.C.14**	**Fu.C.15**	**Fu.C.16**	**Fu.C.17**	**Fu.C.18**	**Fu.C.19**	**Fu.C.20**	**Fu.C.21**	**Fu.C.22**	**Fu.C.23**	**Fu.C.24**
B.G.1	Permanente Belasting	1.20	1.20	1.20	1.20	1.20	0.90	0.90	0.90	0.90	0.90	0.90	0.90
B.G.2	Windbelasting van Lin…												
B.G.3	Windbelasting van Lin…												
B.G.4	Windbelasting van Lin…												
B.G.5	Windbelasting van Lin…												
B.G.6	Windbelasting van Lin…												
B.G.7	Windbelasting van Lin…												
B.G.8	Windbelasting van Lin…												
B.G.9	Windbelasting van Lin…												
B.G.10	Windbelasting van Lin…												
B.G.11	Windbelasting van Lin…												
B.G.12	Windbelasting van Lin…												
B.G.13	Windbelasting van Lin…	1.50											
B.G.14	Windbelasting van Lin…		1.50										
B.G.15	Windbelasting van Lin…			1.50									
B.G.16	Windbelasting van Lin…				1.50								
B.G.17	Windbelasting van Lin…					1.50							
B.G.18	Windbelasting van Re…						1.50						
B.G.19	Windbelasting van Re…							1.50					
B.G.20	Windbelasting van Re…								1.50				
B.G.21	Windbelasting van Re…									1.50			
B.G.22	Windbelasting van Re…										1.50		
B.G.23	Windbelasting van Re…											1.50	
B.G.24	Windbelasting van Re…												1.50
B.G.25	Windbelasting van Re…												
B.G.26	Windbelasting van Re…												
B.G.27	Windbelasting van Re…												
B.G.28	Windbelasting van Re…												
B.G.29	Windbelasting van Re…												
B.G.30	Windbelasting van Re…												
B.G.31	Windbelasting van Re…												
B.G.32	Windbelasting van Re…												
B.G.33	Windbelasting van Re…												
B.G.34	Sneeuwbelasting 1												
B.G.35	Sneeuwbelasting 2												
B.G.36	Sneeuwbelasting 3												
B.G.37	Verdeelde veranderlijk…	1.50	1.50	1.50	1.50	1.50	1.50	1.50	1.50	1.50	1.50	1.50	1.50
B.G.	**Omschrijving**	**Fu.C.25**	**Fu.C.26**	**Fu.C.27**	**Fu.C.28**	**Fu.C.29**	**Fu.C.30**	**Fu.C.31**	**Fu.C.32**	**Fu.C.33**	**Fu.C.34**	**Fu.C.35**	**Fu.C.36**
B.G.1	Permanente Belasting	0.90	1.20	1.20	1.20	1.20	1.20	1.20	1.20	1.20	1.20	1.20	1.20
B.G.2	Windbelasting van Lin…												
B.G.3	Windbelasting van Lin…												
B.G.4	Windbelasting van Lin…												
B.G.5	Windbelasting van Lin…												
B.G.6	Windbelasting van Lin…												
B.G.7	Windbelasting van Lin…												
B.G.8	Windbelasting van Lin…												
B.G.9	Windbelasting van Lin…												
B.G.10	Windbelasting van Lin…												

B.G.11	Windbelasting van Lin…												
B.G.12	Windbelasting van Lin…												
B.G.13	Windbelasting van Lin…												
B.G.14	Windbelasting van Lin…												
B.G.15	Windbelasting van Lin…												
B.G.16	Windbelasting van Lin…												
B.G.17	Windbelasting van Lin…												
B.G.18	Windbelasting van Re…												
B.G.19	Windbelasting van Re…												
B.G.20	Windbelasting van Re…												
B.G.21	Windbelasting van Re…												
B.G.22	Windbelasting van Re…												
B.G.23	Windbelasting van Re…												
B.G.24	Windbelasting van Re…												
B.G.25	Windbelasting van Re…	1.50											
B.G.26	Windbelasting van Re…		1.50										
B.G.27	Windbelasting van Re…			1.50									
B.G.28	Windbelasting van Re…				1.50								
B.G.29	Windbelasting van Re…					1.50							
B.G.30	Windbelasting van Re…						1.50						
B.G.31	Windbelasting van Re…							1.50					
B.G.32	Windbelasting van Re…								1.50				
B.G.33	Windbelasting van Re…									1.50			
B.G.34	Sneeuwbelasting 1										1.50		
B.G.35	Sneeuwbelasting 2											1.50	
B.G.36	Sneeuwbelasting 3												1.50
B.G.37	Verdeelde veranderlijk…	1.50	1.50	1.50	1.50	1.50	1.50	1.50	1.50	1.50	1.50	1.50	1.50

B.G.	**Omschrijving**	**Fu.C.37**	**Fu.C.38**
B.G.1	Permanente Belasting	1.35	0.90
B.G.2	Windbelasting van Lin…		
B.G.3	Windbelasting van Lin…		
B.G.4	Windbelasting van Lin…		
B.G.5	Windbelasting van Lin…		
B.G.6	Windbelasting van Lin…		
B.G.7	Windbelasting van Lin…		
B.G.8	Windbelasting van Lin…		
B.G.9	Windbelasting van Lin…		
B.G.10	Windbelasting van Lin…		
B.G.11	Windbelasting van Lin…		
B.G.12	Windbelasting van Lin…		
B.G.13	Windbelasting van Lin…		
B.G.14	Windbelasting van Lin…		
B.G.15	Windbelasting van Lin…		
B.G.16	Windbelasting van Lin…		
B.G.17	Windbelasting van Lin…		
B.G.18	Windbelasting van Re…		
B.G.19	Windbelasting van Re…		
B.G.20	Windbelasting van Re…		
B.G.21	Windbelasting van Re…		
B.G.22	Windbelasting van Re…		
B.G.23	Windbelasting van Re…		
B.G.24	Windbelasting van Re…		
B.G.25	Windbelasting van Re…		
B.G.26	Windbelasting van Re…		
B.G.27	Windbelasting van Re…		
B.G.28	Windbelasting van Re…		
B.G.29	Windbelasting van Re…		
B.G.30	Windbelasting van Re…		
B.G.31	Windbelasting van Re…		
B.G.32	Windbelasting van Re…		
B.G.33	Windbelasting van Re…		
B.G.34	Sneeuwbelasting 1		
B.G.35	Sneeuwbelasting 2		
B.G.36	Sneeuwbelasting 3		
B.G.37	Verdeelde veranderlijk…	1.50	1.50

Fu.C. Omhullende Momenten (My)

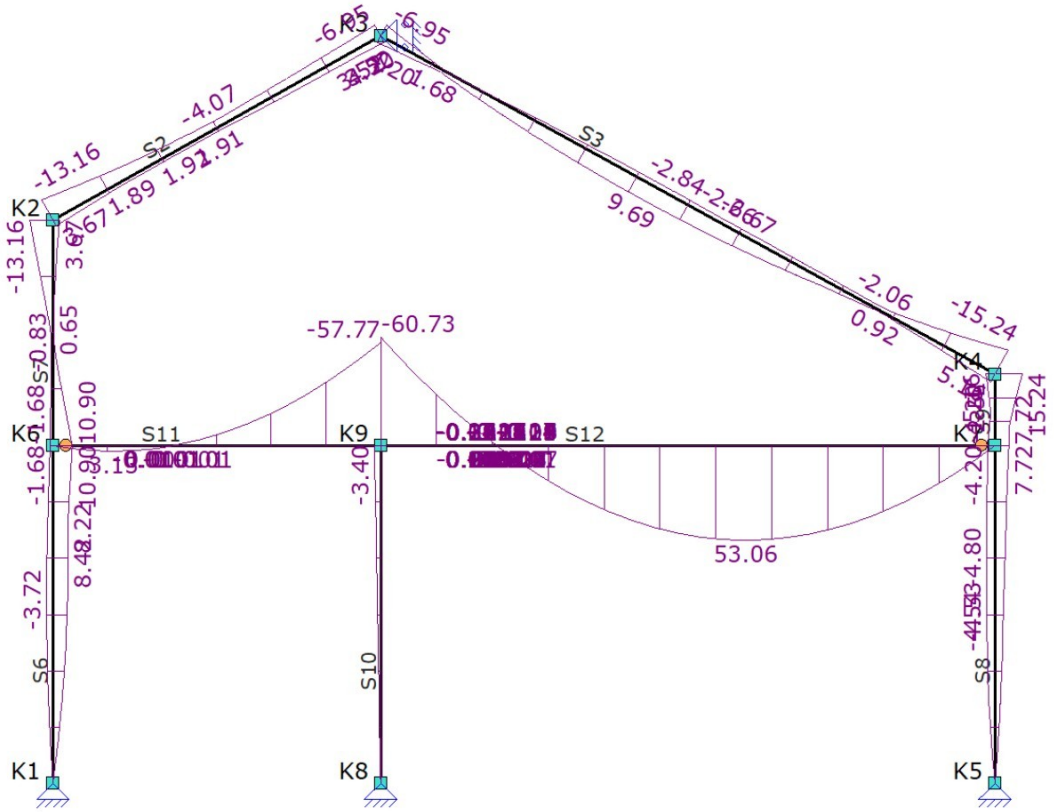

Fu.C. Omhullende Dwarskracht (Vz)

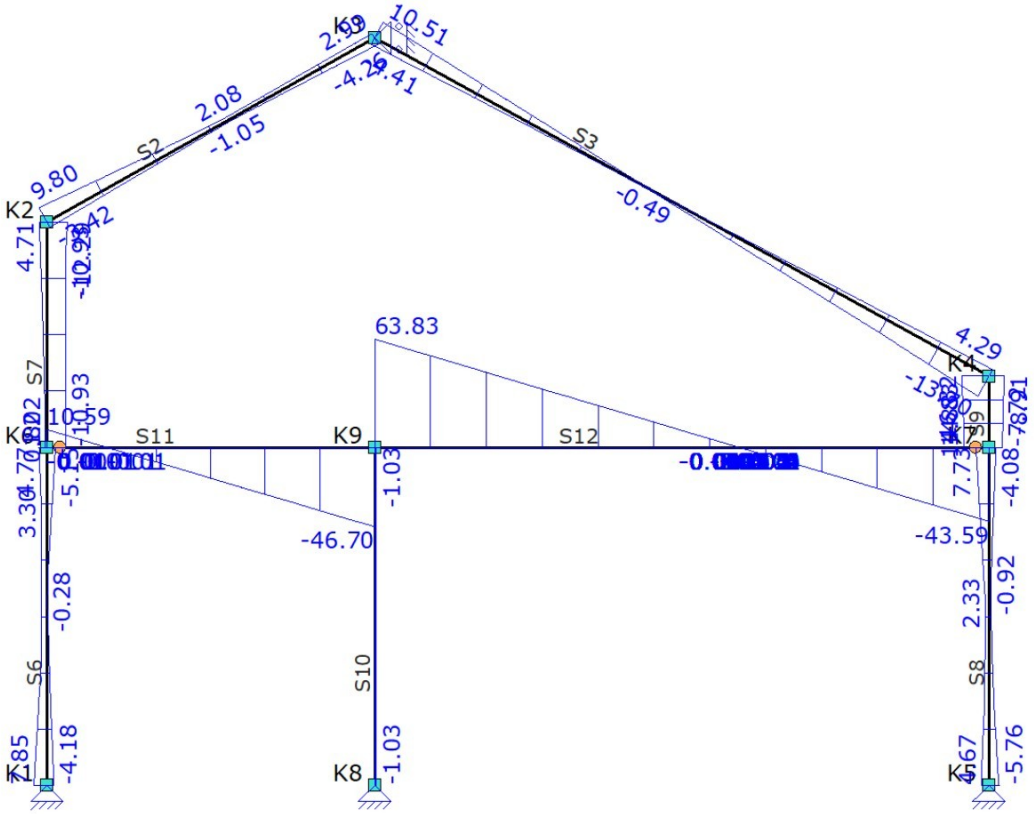

Fu.C. Omhullende Normaalkracht (Nx)

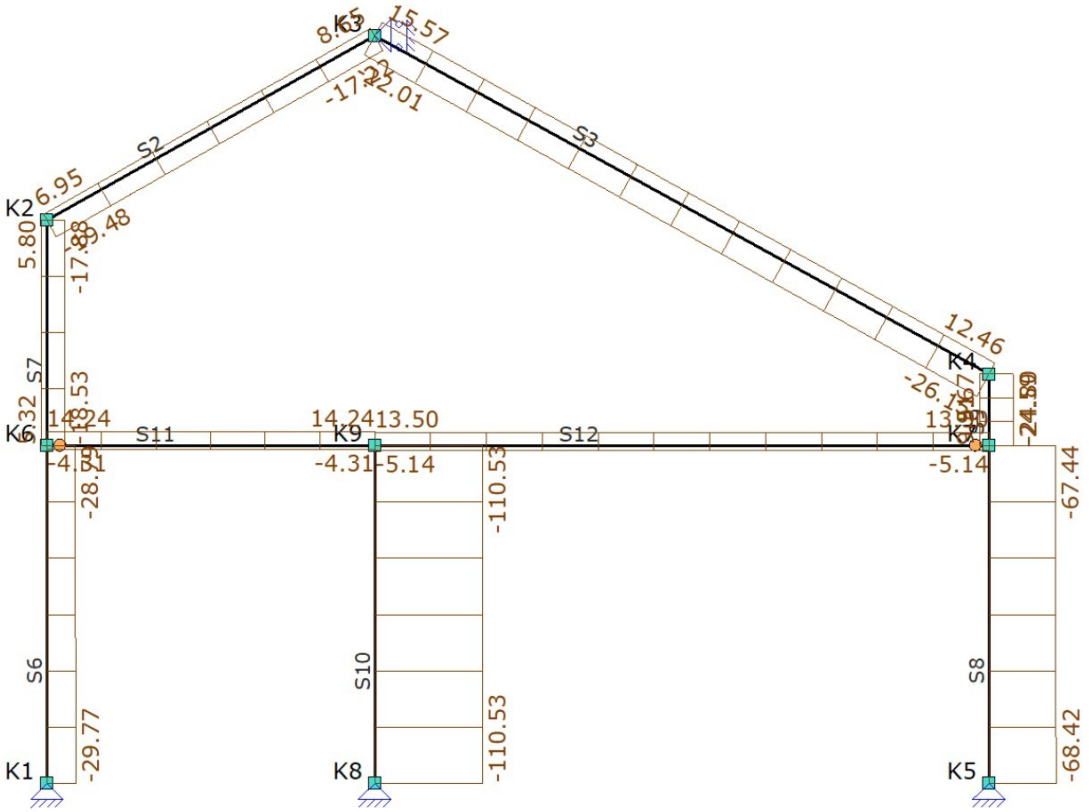

EXTREME STAAFKRACHTEN

Staaf	Veld	B.C.	M_b	M_{max}	xM_{max}	M_e	xM0	xM0	T/D	N_{max}	V_b	V_{max}	V_e
Fundamenteel													
S2	Veld 1 (0.000 - 3.672)	Fu.C.2	-2.49	-2.49	0.068	**4.20**	2.007		T	-3.81	-0.10	2.99	**2.99**
	Veld 1 (0.000 - 3.672)	Fu.C.4	-4.29	**-4.33**	0.227	1.50	3.091		T	-5.96	-0.35	2.74	2.74
	Veld 1 (0.000 - 3.672)	Fu.C.5	-5.10	**3.52**	3.313	3.43	1.123		T	-8.80	5.89	5.89	-0.53
	Veld 1 (0.000 - 3.672)	Fu.C.11	-12.21	-0.96	2.504	-3.32			T	**-19.48**	9.56	9.56	-4.03
	Veld 1 (0.000 - 3.672)	Fu.C.13	-10.40	1.46	2.575	-0.61	1.651	3.497	T	-17.32	**9.80**	**9.80**	-3.78
	Veld 1 (0.000 - 3.672)	Fu.C.22	**3.67**	0.45	2.342	1.78			D	**8.65**	-2.75	-2.75	2.08
	Veld 1 (0.000 - 3.672)	Fu.C.25	1.70	-3.26	2.809	-2.66	0.548		D	6.22	**-3.42**	-3.42	1.41
	Veld 1 (0.000 - 3.672)	Fu.C.31	-5.51	-2.66	1.651	**-6.95**			T	-6.97	3.45	**-4.26**	**-4.26**
	Veld 1 (0.000 - 3.672)	Fu.C.34	**-13.16**	-2.29	2.632	-3.99			T	-17.19	8.26	8.26	-3.26
S3	Veld 1 (0.000 - 6.848)	Fu.C.2	**4.20**	-2.38	3.270	5.10	1.253	5.287	D	**15.57**	**-4.41**	-4.41	4.18
	Veld 1 (0.000 - 6.848)	Fu.C.5	3.43	**-2.84**	3.188	4.97	0.984	5.396	D	14.12	-4.32	-4.32	4.27
	Veld 1 (0.000 - 6.848)	Fu.C.6	4.16	-2.37	3.256	**5.16**	1.243	5.270	D	14.95	-4.39	-4.39	4.19
	Veld 1 (0.000 - 6.848)	Fu.C.9	3.38	-2.84	3.175	5.04	0.973	5.380	D	13.50	-4.30	-4.30	**4.29**
	Veld 1 (0.000 - 6.848)	Fu.C.22	1.78	-2.38	3.946	0.48	0.949	6.660	T	-4.26	-2.14	**2.69**	2.69
	Veld 1 (0.000 - 6.848)	Fu.C.27	-6.91	9.20	3.084	**-15.24**	0.751	5.420	T	-25.53	10.49	**-13.70**	**-13.70**
	Veld 1 (0.000 - 6.848)	Fu.C.31	**-6.95**	9.20	3.089	-15.17	0.755	5.425	T	**-26.15**	10.50	-13.68	-13.68
	Veld 1 (0.000 - 6.848)	Fu.C.33	-6.69	9.47	3.090	-14.89	0.722	5.460	T	-24.82	**10.51**	-13.68	-13.68
	Veld 1 (0.000 - 6.848)	Fu.C.35	-4.11	**9.69**	2.954	-14.29	0.479	5.430	T	-22.18	9.35	-12.32	-12.32
S6	Veld 1 (0.000 - 3.300)	Fu.C.10	0.00	6.53	1.891	2.91			T	-21.30	6.91	6.91	**-5.15**
	Veld 1 (0.000 - 3.300)	Fu.C.11	0.00	**8.42**	2.147	5.99			T	**-29.77**	**7.85**	**7.85**	-4.21
	Veld 1 (0.000 - 3.300)	Fu.C.18	0.00	-3.22	1.950	**-1.68**			T	-5.74	-3.30	-3.30	2.29
	Veld 1 (0.000 - 3.300)	Fu.C.22	0.00	**-3.72**	1.781	-1.02			T	-5.46	**-4.18**	**-4.18**	3.56
	m		**kNm**	**kNm**	**m**	**kNm**	**m**	**m**		**kN**	**kN**	**kN**	**kN**

Staaf	Veld	B.C.	M_b	M_{max}	xM_{max}	M_e	xM0	xM0	T/D	N_{max}	V_b	V_{max}	V_e
	Veld 1 (0.000 - 3.300)	Fu.C.23	0.00	-1.87	1.264	2.98	2.529		T	-10.03	-2.97	4.77	**4.77**
	Veld 1 (0.000 - 3.300)	Fu.C.34	0.00			**10.90**			T	-27.50	3.30	3.30	3.30
S7	Veld 1 (0.000 - 2.200)	Fu.C.2	0.10	0.36	0.509	-2.49	1.113		T	-2.26	**1.02**	-3.37	-3.37
	Veld 1 (0.000 - 2.200)	Fu.C.6	0.77	**0.77**	0.020	-2.42	1.089		T	-1.98	0.03	-2.93	-2.93
	Veld 1 (0.000 - 2.200)	Fu.C.11	5.99			-12.21	0.989		T	**-18.53**	-4.25	**-12.29**	**-12.29**
	Veld 1 (0.000 - 2.200)	Fu.C.18	**-1.68**			3.61	1.125		D	5.52	0.54	4.27	4.27
	Veld 1 (0.000 - 2.200)	Fu.C.20	-1.07	**-1.18**	0.355	1.71	1.534		D	1.48	-0.60	3.13	3.13
	Veld 1 (0.000 - 2.200)	Fu.C.22	-1.02	-1.06	0.191	**3.67**	1.142		D	**5.80**	-0.45	**4.71**	**4.71**
	Veld 1 (0.000 - 2.200)	Fu.C.34	**10.90**			**-13.16**	0.997		T	-16.27	**-10.93**	-10.93	-10.93
S8	Veld 1 (0.000 - 3.300)	Fu.C.8	0.00	**4.64**	1.990	2.63			T	-39.89	**4.67**	4.67	-3.07
	Veld 1 (0.000 - 3.300)	Fu.C.9	0.00	2.86	1.562	-0.68	3.124		T	-32.86	3.66	-4.08	**-4.08**
	Veld 1 (0.000 - 3.300)	Fu.C.12	0.00			**7.72**			T	-52.91	2.39	2.39	2.28
	Veld 1 (0.000 - 3.300)	Fu.C.20	0.00	**-4.80**	2.195	-3.59			T	-41.66	-4.38	**-4.38**	2.20
	Veld 1 (0.000 - 3.300)	Fu.C.24	0.00	-4.53	2.597	**-4.20**			T	-41.95	-3.49	-3.49	0.94
	Veld 1 (0.000 - 3.300)	Fu.C.28	0.00	-4.54	1.576	0.89	3.153		T	-54.97	**-5.76**	6.30	6.30
	Veld 1 (0.000 - 3.300)	Fu.C.29	0.00	-2.56	1.184	5.62	2.367		T	-67.49	-4.32	**7.73**	**7.73**
	Veld 1 (0.000 - 3.300)	Fu.C.31	0.00	-2.15	1.197	4.49	2.395		T	**-68.42**	-3.60	6.31	6.31
S9	Veld 1 (0.000 - 0.700)	Fu.C.2	0.72			-5.10	0.092		D	**9.67**	**-7.72**	**-8.91**	**-8.91**
	Veld 1 (0.000 - 0.700)	Fu.C.6	0.11			**-5.16**	0.017		D	9.38	-6.72	-8.36	-8.36
	Veld 1 (0.000 - 0.700)	Fu.C.12	**7.72**			7.73			T	-9.27	0.03	0.03	0.00
	Veld 1 (0.000 - 0.700)	Fu.C.24	**-4.20**			-0.19			T	-0.50	5.25	6.19	6.19
	Veld 1 (0.000 - 0.700)	Fu.C.27	5.09			**15.24**			T	-24.52	13.21	15.77	15.77
	Veld 1 (0.000 - 0.700)	Fu.C.31	4.49			15.17			T	**-24.80**	14.22	**16.32**	**16.32**
	Veld 1 (0.000 - 0.700)	Fu.C.34	4.38			14.77			T	-22.52	**14.83**	14.83	14.83
S10	Veld 1 (0.000 - 3.300)	Fu.C.18	0.00			**-3.40**			T	-103.21	**-1.03**	**-1.03**	**-1.03**
	Veld 1 (0.000 - 3.300)	Fu.C.37	0.00			-2.96			T	**-110.53**	-0.90	-0.90	-0.90
S11	Veld 1 (0.000 - 3.200)	Fu.C.10	0.00	3.04	0.589	-56.66	1.178		T	**-4.31**	10.32	-45.73	-45.73
	Veld 1 (0.000 - 3.200)	Fu.C.34	0.00	3.00	0.585	-56.86	1.171		D	**14.24**	10.25	-45.79	-45.79
	Veld 1 (0.000 - 3.200)	Fu.C.37	0.00	**3.13**	0.592	**-57.77**	1.183		D	5.80	**10.59**	**-46.70**	**-46.70**
S12	Veld 1 (0.000 - 6.000)	Fu.C.2	-56.77	49.60	3.565	0.00	1.131		T	**-5.14**	59.67	59.67	-40.75
	Veld 1 (0.000 - 6.000)	Fu.C.34	-59.29	51.96	3.564	0.00	1.128		D	**13.50**	62.43	62.43	-42.66
	Veld 1 (0.000 - 6.000)	Fu.C.37	**-60.73**	**53.06**	3.565	**0.00**	1.131		D	4.90	**63.83**	**63.83**	**-43.59**
	m		**kNm**	**kNm**	**m**	**kNm**	**m**	**m**		**kN**	**kN**	**kN**	**kN**

EXTREME OPLEGREACTIES

Oplegging	Positie	B.C.	X_{max}	Z	Yr	B.C.	X	Z_{max}	Yr	B.C.	X	Z	Yr_{max}
Fundamenteel													
O1	K1	Fu.C.22	**4.18**	-5.46	0.00								
		Fu.C.11	**-7.85**	-29.77	0.00	Fu.C.11	-7.85	**-29.77**	0.00				
O2	K5	Fu.C.28	**5.76**	-54.97	0.00								
		Fu.C.8	**-4.67**	-39.89	0.00	Fu.C.31	3.60	**-68.42**	0.00				
O3	K3	Fu.C.33	**20.76**	0.00	0.00								
		Fu.C.5	**-20.91**	0.00	0.00								
O4	K8	Fu.C.18	**1.03**	-103.21	0.00								
						Fu.C.37	0.90	**-110.53**	0.00				
Globale extreme waarden													
O3	K3	Fu.C.33	**20.76**	0.00	0.00								
		Fu.C.5	**-20.91**	0.00	0.00								
O4	K8					Fu.C.37	0.90	**-110.53**	0.00				
			kN	**kN**	**kNm**		**kN**	**kN**	**kNm**		**kN**	**kN**	**kNm**

EXTREME DOORBUIGINGEN

Staaf	Veld	B.C.	Knoop Begin		Staaf				Knoop Eind	
			X	Z	Z'afst	Z'	Z' glb dist	Z' glb	X	Z
Karakteristiek										
S2	Veld 1 (0.000 - 3.672)	Ka.C.20	-0.3	-0.1	1.995	**0.6**	2.414	0.9	-0.3	0.5
	Veld 1 (0.000 - 3.672)	Ka.C.35	-3.2	-1.6	1.578	**-2.7**	3.672	5.7	-3.2	5.7
S3	Veld 1 (0.000 - 6.848)	Ka.C.20	0.3	0.6	4.304	**-2.0**	4.457	-1.8	0.3	0.0
	Veld 1 (0.000 - 6.848)	Ka.C.35	3.2	5.7	3.117	**12.4**	2.794	15.0	3.0	-1.4
S6	Veld 1 (0.000 - 3.300)	Ka.C.11	0.0	0.0	1.761	**3.2**	2.236	5.8	-0.1	4.3
	Veld 1 (0.000 - 3.300)	Ka.C.22	0.0	0.0	1.607	**-0.9**	2.001	-1.5	-0.0	-1.1
S7	Veld 1 (0.000 - 2.200)	Ka.C.33	-0.1	2.1	0.525	**0.2**	0.000	2.1	-0.1	-2.0
	Veld 1 (0.000 - 2.200)	Ka.C.34	-0.1	4.4	1.640	**-0.5**	0.000	4.4	-0.1	-3.9
S8	Veld 1 (0.000 - 3.300)	Ka.C.16	0.0	0.0	1.860	**1.9**	2.598	4.9	-0.2	4.4
	Veld 1 (0.000 - 3.300)	Ka.C.20	0.0	0.0	1.744	**-1.5**	1.973	-2.1	-0.2	-1.0
	m		**mm**	**mm**	**m**	**mm**	**m**	**mm**	**mm**	**mm**

Staaf	Veld	B.C.	Knoop Begin			Staaf			Knoop Eind	
			X	Z	Z'afst	Z'	Z' glb dist	Z' glb	X	Z
S9	Veld 1 (0.000 - 0.700)	Ka.C.2	-0.1	1.7	0.490	**-0.0**	0.000	1.7	-0.1	1.1
	Veld 1 (0.000 - 0.700)	Ka.C.27	-0.2	2.2	0.379	**0.2**	0.230	2.3	-0.3	1.9
S10	Veld 1 (0.000 - 3.300)	Ka.C.18	0.0	0.0	1.905	**-3.4**	2.017	-4.0	-0.8	-1.1
S11	Veld 1 (0.000 - 3.200)	Ka.C.11	4.3	0.1	2.207	**-2.0**	2.123	-1.5	4.3	0.8
S12	Veld 1 (0.000 - 6.000)		4.3	0.8	3.294	**21.7**	3.280	22.2	4.3	0.2
	m		**mm**	**mm**	**m**	**mm**	**m**	**mm**	**mm**	**mm**

Staaldefinitie

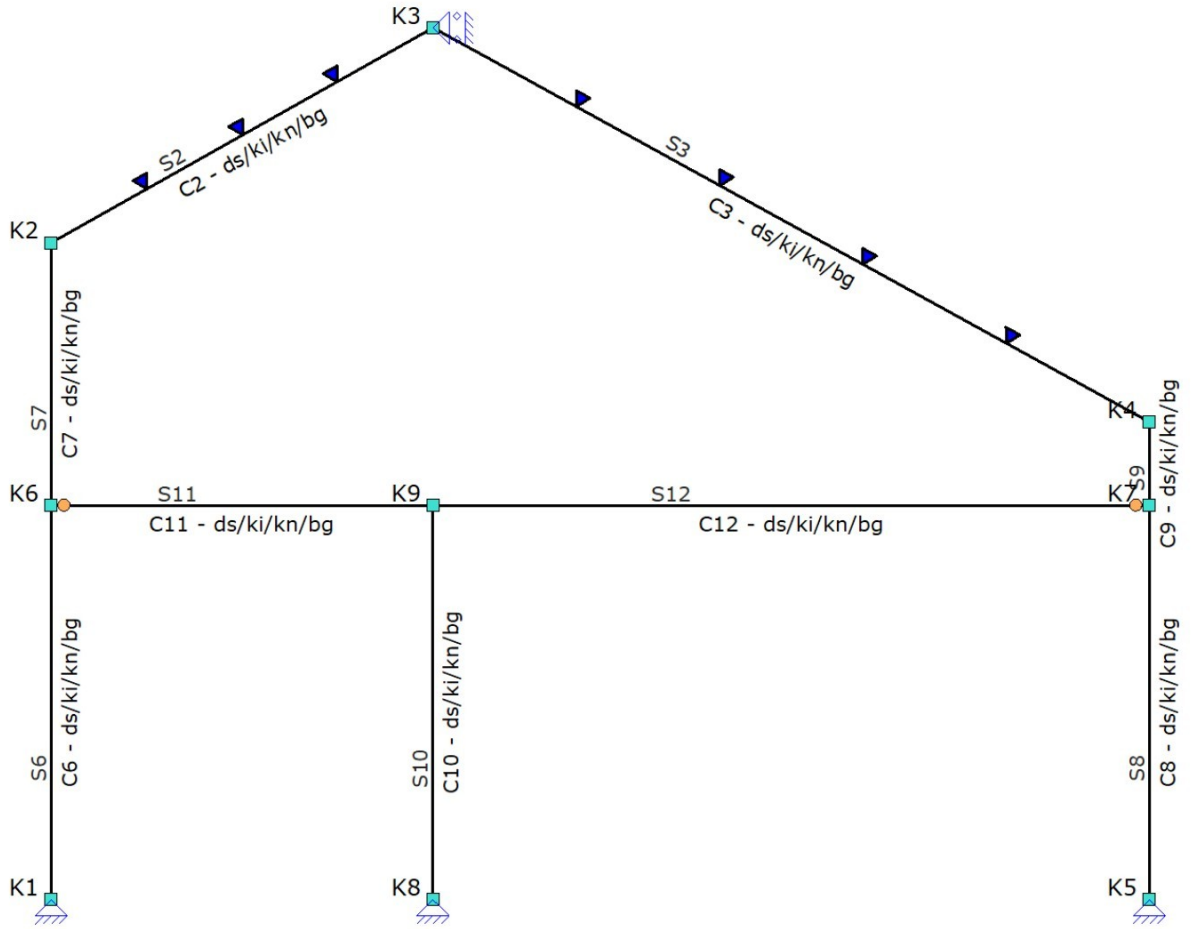

UC'S PER COMBINATIES

C2-V1 (0.000-3.672)

Doorsnede		Stabiliteit		Kip		Buiging & Druk		Doorbuigingstoetsing		Brandwerendheid
Fu.C.1	0.12	Fu.C.1	0.02	Fu.C.1	0.13	Fu.C.1	0.14	Ka.C.1	0.08	
Fu.C.2	0.10	Fu.C.2	0.01	Fu.C.2	0.11	Fu.C.2	0.12	Ka.C.2	0.05	
Fu.C.3	0.17	Fu.C.3	0.03	Fu.C.3	0.18	Fu.C.3	0.21	Ka.C.3	0.07	
Fu.C.4	0.11	Fu.C.4	0.02	Fu.C.4	0.12	Fu.C.4	0.14	Ka.C.4	0.13	
Fu.C.5	0.13	Fu.C.5	0.02	Fu.C.5	0.00	Fu.C.5	0.15	Ka.C.5	0.11	
Fu.C.6	0.10	Fu.C.6	0.01	Fu.C.6	0.11	Fu.C.6	0.12	Ka.C.6	0.05	
Fu.C.7	0.17	Fu.C.7	0.03	Fu.C.7	0.18	Fu.C.7	0.21	Ka.C.7	0.07	
Fu.C.8	0.10	Fu.C.8	0.02	Fu.C.8	0.12	Fu.C.8	0.13	Ka.C.8	0.13	
Fu.C.9	0.12	Fu.C.9	0.02	Fu.C.9	0.00	Fu.C.9	0.15	Ka.C.9	0.11	
Fu.C.10	0.19	Fu.C.10	0.03	Fu.C.10	0.21	Fu.C.10	0.24	Ka.C.10	0.11	
Fu.C.11	0.30	Fu.C.11	0.06	Fu.C.11	0.32	Fu.C.11	0.37	Ka.C.11	0.13	
Fu.C.12	0.24	Fu.C.12	0.04	Fu.C.12	0.26	Fu.C.12	0.29	Ka.C.12	0.20	
Fu.C.13	0.26	Fu.C.13	0.05	Fu.C.13	0.28	Fu.C.13	0.32	Ka.C.13	0.06	
Fu.C.14	0.19	Fu.C.14	0.03	Fu.C.14	0.20	Fu.C.14	0.23	Ka.C.14	0.11	
Fu.C.15	0.30	Fu.C.15	0.05	Fu.C.15	0.32	Fu.C.15	0.36	Ka.C.15	0.13	

Fu.C.16	0.23	Fu.C.16	0.04	Fu.C.16	0.26	Fu.C.16	0.29	Ka.C.16	0.19
Fu.C.17	0.25	Fu.C.17	0.05	Fu.C.17	0.27	Fu.C.17	0.31	Ka.C.17	0.06
Fu.C.18	0.09	Fu.C.26	0.01	Fu.C.18	0.00	Fu.C.26	0.07	Ka.C.18	0.08
Fu.C.19	0.07	Fu.C.27	0.02	Fu.C.19	0.08	Fu.C.27	0.20	Ka.C.19	0.08
Fu.C.20	0.05	Fu.C.28	0.01	Fu.C.20	0.00	Fu.C.28	0.11	Ka.C.20	0.12
Fu.C.21	0.08	Fu.C.29	0.01	Fu.C.21	0.09	Fu.C.29	0.20	Ka.C.21	0.12
Fu.C.22	0.09	Fu.C.30	0.00	Fu.C.22	0.00	Fu.C.30	0.06	Ka.C.22	0.08
Fu.C.23	0.07	Fu.C.31	0.02	Fu.C.23	0.08	Fu.C.31	0.20	Ka.C.23	0.08
Fu.C.24	0.05	Fu.C.32	0.01	Fu.C.24	0.00	Fu.C.32	0.11	Ka.C.24	0.12
Fu.C.25	0.08	Fu.C.33	0.01	Fu.C.25	0.09	Fu.C.33	0.19	Ka.C.25	0.12
Fu.C.26	0.05	Fu.C.34	0.05	Fu.C.26	0.06	Fu.C.34	0.39	Ka.C.26	0.06
Fu.C.27	0.17	Fu.C.35	0.04	Fu.C.27	0.19	Fu.C.35	0.34	Ka.C.27	0.15
Fu.C.28	0.09	Fu.C.36	0.04	Fu.C.28	0.10	Fu.C.36	0.32	Ka.C.28	0.06
Fu.C.29	0.16	Fu.C.37	0.02	Fu.C.29	0.18	Fu.C.37	0.16	Ka.C.29	0.19
Fu.C.30	0.06	Fu.C.38	0.01	Fu.C.30	0.06	Fu.C.38	0.11	Ka.C.30	0.05
Fu.C.31	0.17			Fu.C.31	0.19			Ka.C.31	0.15
Fu.C.32	0.09			Fu.C.32	0.09			Ka.C.32	0.06
Fu.C.33	0.16			Fu.C.33	0.18			Ka.C.33	0.18
Fu.C.34	0.32			Fu.C.34	0.35			Ka.C.34	0.19
Fu.C.35	0.28			Fu.C.35	0.30			Ka.C.35	0.21
Fu.C.36	0.27			Fu.C.36	0.29			Ka.C.36	0.12
Fu.C.37	0.13			Fu.C.37	0.14				
Fu.C.38	0.09			Fu.C.38	0.10				

C3-V1 (0.000-6.848)

Doorsnede		Stabiliteit		Kip		Buiging & Druk		Doorbuigingstoetsing		Brandwerendheid
Fu.C.1	0.12	Fu.C.1	0.06	Fu.C.1	0.00	Fu.C.1	0.19	Ka.C.1	0.20	
Fu.C.2	0.13	Fu.C.11	0.04	Fu.C.2	0.15	Fu.C.11	0.24	Ka.C.2	0.21	
Fu.C.3	0.03	Fu.C.12	0.03	Fu.C.3	0.00	Fu.C.12	0.23	Ka.C.3	0.16	
Fu.C.4	0.05	Fu.C.15	0.05	Fu.C.4	0.00	Fu.C.15	0.24	Ka.C.4	0.20	
Fu.C.5	0.12	Fu.C.16	0.04	Fu.C.5	0.15	Fu.C.16	0.23	Ka.C.5	0.25	
Fu.C.6	0.13	Fu.C.18	0.03	Fu.C.6	0.15	Fu.C.18	0.11	Ka.C.6	0.21	
Fu.C.7	0.03	Fu.C.19	0.11	Fu.C.7	0.00	Fu.C.19	0.29	Ka.C.7	0.16	
Fu.C.8	0.04	Fu.C.20	0.04	Fu.C.8	0.00	Fu.C.20	0.13	Ka.C.8	0.20	
Fu.C.9	0.12	Fu.C.21	0.10	Fu.C.9	0.15	Fu.C.21	0.28	Ka.C.9	0.24	
Fu.C.10	0.08	Fu.C.22	0.03	Fu.C.10	0.00	Fu.C.22	0.12	Ka.C.10	0.22	
Fu.C.11	0.19	Fu.C.23	0.12	Fu.C.11	0.00	Fu.C.23	0.30	Ka.C.11	0.39	
Fu.C.12	0.19	Fu.C.24	0.04	Fu.C.12	0.00	Fu.C.24	0.14	Ka.C.12	0.43	
Fu.C.13	0.07	Fu.C.25	0.11	Fu.C.13	0.00	Fu.C.25	0.28	Ka.C.13	0.18	
Fu.C.14	0.08	Fu.C.26	0.10	Fu.C.14	0.00	Fu.C.26	0.28	Ka.C.14	0.22	
Fu.C.15	0.19	Fu.C.27	0.19	Fu.C.15	0.00	Fu.C.27	0.55	Ka.C.15	0.39	
Fu.C.16	0.19	Fu.C.28	0.11	Fu.C.16	0.00	Fu.C.28	0.29	Ka.C.16	0.43	
Fu.C.17	0.07	Fu.C.29	0.18	Fu.C.17	0.00	Fu.C.29	0.54	Ka.C.17	0.18	
Fu.C.18	0.06	Fu.C.30	0.10	Fu.C.18	0.09	Fu.C.30	0.28	Ka.C.18	0.25	
Fu.C.19	0.18	Fu.C.31	0.19	Fu.C.19	0.00	Fu.C.31	0.56	Ka.C.19	0.24	
Fu.C.20	0.07	Fu.C.32	0.11	Fu.C.20	0.10	Fu.C.32	0.29	Ka.C.20	0.27	
Fu.C.21	0.18	Fu.C.33	0.18	Fu.C.21	0.00	Fu.C.33	0.54	Ka.C.21	0.26	
Fu.C.22	0.06	Fu.C.34	0.17	Fu.C.22	0.09	Fu.C.34	0.53	Ka.C.22	0.25	
Fu.C.23	0.18	Fu.C.35	0.16	Fu.C.23	0.00	Fu.C.35	0.51	Ka.C.23	0.24	
Fu.C.24	0.07	Fu.C.36	0.13	Fu.C.24	0.10	Fu.C.36	0.38	Ka.C.24	0.27	
Fu.C.25	0.17	Fu.C.37	0.07	Fu.C.25	0.00	Fu.C.37	0.21	Ka.C.25	0.26	
Fu.C.26	0.18	Fu.C.38	0.04	Fu.C.26	0.00	Fu.C.38	0.14	Ka.C.26	0.18	
Fu.C.27	0.37			Fu.C.27	0.00			Ka.C.27	0.47	
Fu.C.28	0.19			Fu.C.28	0.00			Ka.C.28	0.16	
Fu.C.29	0.37			Fu.C.29	0.00			Ka.C.29	0.49	
Fu.C.30	0.18			Fu.C.30	0.00			Ka.C.30	0.18	
Fu.C.31	0.37			Fu.C.31	0.00			Ka.C.31	0.47	
Fu.C.32	0.19			Fu.C.32	0.00			Ka.C.32	0.16	
Fu.C.33	0.37			Fu.C.33	0.00			Ka.C.33	0.49	
Fu.C.34	0.36			Fu.C.34	0.00			Ka.C.34	0.50	
Fu.C.35	0.35			Fu.C.35	0.00			Ka.C.35	0.51	
Fu.C.36	0.26			Fu.C.36	0.00			Ka.C.36	0.34	
Fu.C.37	0.14			Fu.C.37	0.00					
Fu.C.38	0.09			Fu.C.38	0.00					

C6-V1 (0.000-3.300)

Doorsnede		Stabiliteit		Kip		Buiging & Druk		Doorbuigingstoetsing		Brandwerendheid
Fu.C.1	0.10	Fu.C.1	0.04	Fu.C.1	0.11	Fu.C.1	0.15	Ka.C.1	0.08	
Fu.C.2	0.07	Fu.C.2	0.03	Fu.C.2	0.08	Fu.C.2	0.11	Ka.C.2	0.08	

Fu.C.3	0.11	Fu.C.3	0.05	Fu.C.3	0.13	Fu.C.3	0.18	Ka.C.3	0.13
Fu.C.4	0.10	Fu.C.4	0.03	Fu.C.4	0.12	Fu.C.4	0.15	Ka.C.4	0.13
Fu.C.5	0.07	Fu.C.5	0.05	Fu.C.5	0.09	Fu.C.5	0.14	Ka.C.5	0.07
Fu.C.6	0.05	Fu.C.6	0.03	Fu.C.6	0.06	Fu.C.6	0.09	Ka.C.6	0.08
Fu.C.7	0.10	Fu.C.7	0.05	Fu.C.7	0.12	Fu.C.7	0.17	Ka.C.7	0.13
Fu.C.8	0.10	Fu.C.8	0.03	Fu.C.8	0.11	Fu.C.8	0.14	Ka.C.8	0.13
Fu.C.9	0.06	Fu.C.9	0.05	Fu.C.9	0.07	Fu.C.9	0.12	Ka.C.9	0.07
Fu.C.10	0.16	Fu.C.10	0.05	Fu.C.10	0.19	Fu.C.10	0.24	Ka.C.10	0.14
Fu.C.11	0.21	Fu.C.11	0.07	Fu.C.11	0.24	Fu.C.11	0.31	Ka.C.11	0.19
Fu.C.12	0.20	Fu.C.12	0.06	Fu.C.12	0.23	Fu.C.12	0.28	Ka.C.12	0.20
Fu.C.13	0.17	Fu.C.13	0.07	Fu.C.13	0.19	Fu.C.13	0.26	Ka.C.13	0.14
Fu.C.14	0.15	Fu.C.14	0.05	Fu.C.14	0.17	Fu.C.14	0.22	Ka.C.14	0.14
Fu.C.15	0.20	Fu.C.15	0.07	Fu.C.15	0.23	Fu.C.15	0.30	Ka.C.15	0.19
Fu.C.16	0.19	Fu.C.16	0.05	Fu.C.16	0.22	Fu.C.16	0.27	Ka.C.16	0.20
Fu.C.17	0.16	Fu.C.17	0.07	Fu.C.17	0.18	Fu.C.17	0.25	Ka.C.17	0.14
Fu.C.18	0.08	Fu.C.18	0.01	Fu.C.18	0.09	Fu.C.18	0.11	Ka.C.18	0.05
Fu.C.19	0.06	Fu.C.19	0.03	Fu.C.19	0.06	Fu.C.19	0.09	Ka.C.19	0.03
Fu.C.20	0.07	Fu.C.20	0.02	Fu.C.20	0.08	Fu.C.20	0.11	Ka.C.20	0.05
Fu.C.21	0.04	Fu.C.21	0.02	Fu.C.21	0.05	Fu.C.21	0.06	Ka.C.21	0.03
Fu.C.22	0.09	Fu.C.22	0.01	Fu.C.22	0.11	Fu.C.22	0.12	Ka.C.22	0.05
Fu.C.23	0.07	Fu.C.23	0.03	Fu.C.23	0.08	Fu.C.23	0.10	Ka.C.23	0.03
Fu.C.24	0.08	Fu.C.24	0.02	Fu.C.24	0.10	Fu.C.24	0.12	Ka.C.24	0.05
Fu.C.25	0.06	Fu.C.25	0.01	Fu.C.25	0.07	Fu.C.25	0.08	Ka.C.25	0.03
Fu.C.26	0.03	Fu.C.26	0.04	Fu.C.26	0.03	Fu.C.26	0.06	Ka.C.26	0.02
Fu.C.27	0.13	Fu.C.27	0.05	Fu.C.27	0.14	Fu.C.27	0.18	Ka.C.27	0.10
Fu.C.28	0.04	Fu.C.28	0.05	Fu.C.28	0.05	Fu.C.28	0.09	Ka.C.28	0.02
Fu.C.29	0.11	Fu.C.29	0.04	Fu.C.29	0.12	Fu.C.29	0.16	Ka.C.29	0.10
Fu.C.30	0.04	Fu.C.30	0.03	Fu.C.30	0.05	Fu.C.30	0.08	Ka.C.30	0.02
Fu.C.31	0.14	Fu.C.31	0.05	Fu.C.31	0.15	Fu.C.31	0.19	Ka.C.31	0.10
Fu.C.32	0.06	Fu.C.32	0.04	Fu.C.32	0.06	Fu.C.32	0.11	Ka.C.32	0.02
Fu.C.33	0.13	Fu.C.33	0.04	Fu.C.33	0.14	Fu.C.33	0.17	Ka.C.33	0.10
Fu.C.34	0.27	Fu.C.34	0.07	Fu.C.34	0.29	Fu.C.34	0.36	Ka.C.34	0.20
Fu.C.35	0.25	Fu.C.35	0.06	Fu.C.35	0.27	Fu.C.35	0.33	Ka.C.35	0.19
Fu.C.36	0.20	Fu.C.36	0.07	Fu.C.36	0.22	Fu.C.36	0.28	Ka.C.36	0.15
Fu.C.37	0.11	Fu.C.37	0.05	Fu.C.37	0.12	Fu.C.37	0.16		
Fu.C.38	0.07	Fu.C.38	0.04	Fu.C.38	0.08	Fu.C.38	0.12		

C7-V1 (0.000-2.200)

Doorsnede		Stabiliteit		Kip		Buiging & Druk		Doorbuigingstoetsing		Brandwerendheid
Fu.C.1	0.12	Fu.C.1	0.01	Fu.C.1	0.00	Fu.C.1	0.13	Ka.C.1	0.23	
Fu.C.2	0.06	Fu.C.2	0.00	Fu.C.2	0.00	Fu.C.2	0.07	Ka.C.2	0.19	
Fu.C.3	0.17	Fu.C.3	0.02	Fu.C.3	0.00	Fu.C.3	0.19	Ka.C.3	0.32	
Fu.C.4	0.11	Fu.C.4	0.01	Fu.C.4	0.00	Fu.C.4	0.11	Ka.C.4	0.32	
Fu.C.5	0.13	Fu.C.5	0.02	Fu.C.5	0.00	Fu.C.5	0.15	Ka.C.5	0.19	
Fu.C.6	0.06	Fu.C.6	0.00	Fu.C.6	0.00	Fu.C.6	0.06	Ka.C.6	0.19	
Fu.C.7	0.17	Fu.C.7	0.02	Fu.C.7	0.00	Fu.C.7	0.19	Ka.C.7	0.32	
Fu.C.8	0.10	Fu.C.8	0.01	Fu.C.8	0.00	Fu.C.8	0.11	Ka.C.8	0.32	
Fu.C.9	0.12	Fu.C.9	0.02	Fu.C.9	0.00	Fu.C.9	0.14	Ka.C.9	0.19	
Fu.C.10	0.19	Fu.C.10	0.02	Fu.C.10	0.00	Fu.C.10	0.21	Ka.C.10	0.36	
Fu.C.11	0.30	Fu.C.11	0.03	Fu.C.11	0.00	Fu.C.11	0.34	Ka.C.11	0.49	
Fu.C.12	0.24	Fu.C.12	0.02	Fu.C.12	0.00	Fu.C.12	0.26	Ka.C.12	0.49	
Fu.C.13	0.26	Fu.C.13	0.03	Fu.C.13	0.00	Fu.C.13	0.29	Ka.C.13	0.36	
Fu.C.14	0.19	Fu.C.14	0.02	Fu.C.14	0.00	Fu.C.14	0.21	Ka.C.14	0.36	
Fu.C.15	0.30	Fu.C.15	0.03	Fu.C.15	0.00	Fu.C.15	0.34	Ka.C.15	0.49	
Fu.C.16	0.23	Fu.C.16	0.02	Fu.C.16	0.00	Fu.C.16	0.26	Ka.C.16	0.49	
Fu.C.17	0.25	Fu.C.17	0.03	Fu.C.17	0.00	Fu.C.17	0.29	Ka.C.17	0.36	
Fu.C.18	0.09	Fu.C.26	0.00	Fu.C.18	0.00	Fu.C.26	0.05	Ka.C.18	0.06	
Fu.C.19	0.06	Fu.C.27	0.01	Fu.C.19	0.00	Fu.C.27	0.15	Ka.C.19	0.13	
Fu.C.20	0.04	Fu.C.28	0.01	Fu.C.20	0.00	Fu.C.28	0.10	Ka.C.20	0.05	
Fu.C.21	0.04	Fu.C.29	0.01	Fu.C.21	0.00	Fu.C.29	0.12	Ka.C.21	0.11	
Fu.C.22	0.09	Fu.C.30	0.00	Fu.C.22	0.00	Fu.C.30	0.05	Ka.C.22	0.06	
Fu.C.23	0.07	Fu.C.31	0.01	Fu.C.23	0.00	Fu.C.31	0.16	Ka.C.23	0.13	
Fu.C.24	0.04	Fu.C.32	0.01	Fu.C.24	0.00	Fu.C.32	0.10	Ka.C.24	0.05	
Fu.C.25	0.06	Fu.C.33	0.01	Fu.C.25	0.00	Fu.C.33	0.14	Ka.C.25	0.11	
Fu.C.26	0.04	Fu.C.34	0.03	Fu.C.26	0.00	Fu.C.34	0.36	Ka.C.26	0.11	
Fu.C.27	0.14	Fu.C.35	0.02	Fu.C.27	0.00	Fu.C.35	0.31	Ka.C.27	0.30	
Fu.C.28	0.09	Fu.C.36	0.03	Fu.C.28	0.00	Fu.C.36	0.30	Ka.C.28	0.12	
Fu.C.29	0.11	Fu.C.37	0.01	Fu.C.29	0.00	Fu.C.37	0.15	Ka.C.29	0.28	
Fu.C.30	0.04	Fu.C.38	0.01	Fu.C.30	0.00	Fu.C.38	0.10	Ka.C.30	0.10	

Fu.C.31	0.14	Fu.C.31	0.00	Ka.C.31	0.30
Fu.C.32	0.09	Fu.C.32	0.00	Ka.C.32	0.12
Fu.C.33	0.13	Fu.C.33	0.00	Ka.C.33	0.28
Fu.C.34	0.32	Fu.C.34	0.00	Ka.C.34	0.56
Fu.C.35	0.28	Fu.C.35	0.00	Ka.C.35	0.53
Fu.C.36	0.27	Fu.C.36	0.00	Ka.C.36	0.43
Fu.C.37	0.13	Fu.C.37	0.00		
Fu.C.38	0.09	Fu.C.38	0.00		

C8-V1 (0.000-3.300)

Doorsnede		Stabiliteit		Kip		Buiging & Druk		Doorbuigingstoetsing		Brandwerendheid
Fu.C.1	0.07	Fu.C.1	0.13	Fu.C.1	0.05	Fu.C.1	0.17	Ka.C.1	0.08	
Fu.C.2	0.07	Fu.C.2	0.08	Fu.C.2	0.08	Fu.C.2	0.16	Ka.C.2	0.08	
Fu.C.3	0.09	Fu.C.3	0.10	Fu.C.3	0.10	Fu.C.3	0.20	Ka.C.3	0.13	
Fu.C.4	0.10	Fu.C.4	0.10	Fu.C.4	0.12	Fu.C.4	0.22	Ka.C.4	0.13	
Fu.C.5	0.06	Fu.C.5	0.08	Fu.C.5	0.06	Fu.C.5	0.14	Ka.C.5	0.07	
Fu.C.6	0.08	Fu.C.6	0.08	Fu.C.6	0.09	Fu.C.6	0.17	Ka.C.6	0.08	
Fu.C.7	0.10	Fu.C.7	0.10	Fu.C.7	0.12	Fu.C.7	0.22	Ka.C.7	0.13	
Fu.C.8	0.11	Fu.C.8	0.10	Fu.C.8	0.13	Fu.C.8	0.23	Ka.C.8	0.13	
Fu.C.9	0.07	Fu.C.9	0.08	Fu.C.9	0.08	Fu.C.9	0.16	Ka.C.9	0.07	
Fu.C.10	0.13	Fu.C.10	0.11	Fu.C.10	0.14	Fu.C.10	0.25	Ka.C.10	0.14	
Fu.C.11	0.17	Fu.C.11	0.13	Fu.C.11	0.19	Fu.C.11	0.31	Ka.C.11	0.20	
Fu.C.12	0.19	Fu.C.12	0.13	Fu.C.12	0.21	Fu.C.12	0.33	Ka.C.12	0.20	
Fu.C.13	0.11	Fu.C.13	0.11	Fu.C.13	0.12	Fu.C.13	0.23	Ka.C.13	0.14	
Fu.C.14	0.11	Fu.C.14	0.11	Fu.C.14	0.13	Fu.C.14	0.24	Ka.C.14	0.14	
Fu.C.15	0.15	Fu.C.15	0.13	Fu.C.15	0.17	Fu.C.15	0.30	Ka.C.15	0.20	
Fu.C.16	0.17	Fu.C.16	0.13	Fu.C.16	0.19	Fu.C.16	0.32	Ka.C.16	0.20	
Fu.C.17	0.09	Fu.C.17	0.12	Fu.C.17	0.10	Fu.C.17	0.22	Ka.C.17	0.14	
Fu.C.18	0.11	Fu.C.18	0.10	Fu.C.18	0.13	Fu.C.18	0.23	Ka.C.18	0.05	
Fu.C.19	0.07	Fu.C.19	0.14	Fu.C.19	0.07	Fu.C.19	0.20	Ka.C.19	0.03	
Fu.C.20	0.12	Fu.C.20	0.10	Fu.C.20	0.14	Fu.C.20	0.24	Ka.C.20	0.05	
Fu.C.21	0.07	Fu.C.21	0.14	Fu.C.21	0.06	Fu.C.21	0.20	Ka.C.21	0.03	
Fu.C.22	0.10	Fu.C.22	0.10	Fu.C.22	0.12	Fu.C.22	0.22	Ka.C.22	0.05	
Fu.C.23	0.07	Fu.C.23	0.14	Fu.C.23	0.05	Fu.C.23	0.19	Ka.C.23	0.03	
Fu.C.24	0.11	Fu.C.24	0.11	Fu.C.24	0.13	Fu.C.24	0.23	Ka.C.24	0.04	
Fu.C.25	0.07	Fu.C.25	0.14	Fu.C.25	0.04	Fu.C.25	0.18	Ka.C.25	0.03	
Fu.C.26	0.11	Fu.C.26	0.14	Fu.C.26	0.12	Fu.C.26	0.25	Ka.C.26	0.02	
Fu.C.27	0.12	Fu.C.27	0.17	Fu.C.27	0.13	Fu.C.27	0.29	Ka.C.27	0.10	
Fu.C.28	0.11	Fu.C.28	0.14	Fu.C.28	0.13	Fu.C.28	0.26	Ka.C.28	0.02	
Fu.C.29	0.14	Fu.C.29	0.17	Fu.C.29	0.15	Fu.C.29	0.30	Ka.C.29	0.10	
Fu.C.30	0.09	Fu.C.30	0.14	Fu.C.30	0.10	Fu.C.30	0.24	Ka.C.30	0.02	
Fu.C.31	0.11	Fu.C.31	0.17	Fu.C.31	0.12	Fu.C.31	0.28	Ka.C.31	0.10	
Fu.C.32	0.10	Fu.C.32	0.14	Fu.C.32	0.11	Fu.C.32	0.25	Ka.C.32	0.02	
Fu.C.33	0.12	Fu.C.33	0.17	Fu.C.33	0.13	Fu.C.33	0.29	Ka.C.33	0.10	
Fu.C.34	0.11	Fu.C.34	0.17	Fu.C.34	0.12	Fu.C.34	0.28	Ka.C.34	0.20	
Fu.C.35	0.12	Fu.C.35	0.16	Fu.C.35	0.13	Fu.C.35	0.29	Ka.C.35	0.20	
Fu.C.36	0.08	Fu.C.36	0.15	Fu.C.36	0.07	Fu.C.36	0.22	Ka.C.36	0.15	
Fu.C.37	0.07	Fu.C.37	0.13	Fu.C.37	0.05	Fu.C.37	0.18			
Fu.C.38	0.06	Fu.C.38	0.12	Fu.C.38	0.04	Fu.C.38	0.15			

C9-V1 (0.000-0.700)

Doorsnede		Stabiliteit		Kip		Buiging & Druk		Doorbuigingstoetsing		Brandwerendheid
Fu.C.1	0.12	Fu.C.1	0.01	Fu.C.1	0.00	Fu.C.1	0.11	Ka.C.1	0.08	
Fu.C.2	0.13	Fu.C.10	0.00	Fu.C.2	0.00	Fu.C.10	0.11	Ka.C.2	0.12	
Fu.C.3	0.06	Fu.C.11	0.01	Fu.C.3	0.00	Fu.C.11	0.20	Ka.C.3	0.20	
Fu.C.4	0.08	Fu.C.12	0.01	Fu.C.4	0.00	Fu.C.12	0.20	Ka.C.4	0.24	
Fu.C.5	0.12	Fu.C.13	0.00	Fu.C.5	0.00	Fu.C.13	0.10	Ka.C.5	0.07	
Fu.C.6	0.13	Fu.C.14	0.00	Fu.C.6	0.00	Fu.C.14	0.10	Ka.C.6	0.13	
Fu.C.7	0.05	Fu.C.15	0.01	Fu.C.7	0.00	Fu.C.15	0.19	Ka.C.7	0.21	
Fu.C.8	0.06	Fu.C.16	0.01	Fu.C.8	0.00	Fu.C.16	0.20	Ka.C.8	0.25	
Fu.C.9	0.12	Fu.C.17	0.00	Fu.C.9	0.00	Fu.C.17	0.09	Ka.C.9	0.08	
Fu.C.10	0.13	Fu.C.19	0.02	Fu.C.10	0.00	Fu.C.19	0.17	Ka.C.10	0.22	
Fu.C.11	0.19	Fu.C.20	0.00	Fu.C.11	0.00	Fu.C.20	0.07	Ka.C.11	0.30	
Fu.C.12	0.19	Fu.C.21	0.02	Fu.C.12	0.00	Fu.C.21	0.16	Ka.C.12	0.35	
Fu.C.13	0.11	Fu.C.23	0.02	Fu.C.13	0.00	Fu.C.23	0.17	Ka.C.13	0.18	
Fu.C.14	0.11	Fu.C.24	0.00	Fu.C.14	0.00	Fu.C.24	0.08	Ka.C.14	0.23	
Fu.C.15	0.19	Fu.C.25	0.02	Fu.C.15	0.00	Fu.C.25	0.16	Ka.C.15	0.31	
Fu.C.16	0.19	Fu.C.26	0.01	Fu.C.16	0.00	Fu.C.26	0.16	Ka.C.16	0.36	
Fu.C.17	0.09	Fu.C.27	0.03	Fu.C.17	0.00	Fu.C.27	0.34	Ka.C.17	0.19	

Fu.C.18	0.07	Fu.C.28	0.02	Fu.C.18	0.00	Fu.C.28	0.17	Ka.C.18	0.22
Fu.C.19	0.18	Fu.C.29	0.03	Fu.C.19	0.00	Fu.C.29	0.33	Ka.C.19	0.04
Fu.C.20	0.09	Fu.C.30	0.01	Fu.C.20	0.00	Fu.C.30	0.16	Ka.C.20	0.26
Fu.C.21	0.18	Fu.C.31	0.03	Fu.C.21	0.00	Fu.C.31	0.34	Ka.C.21	0.00
Fu.C.22	0.09	Fu.C.32	0.02	Fu.C.22	0.00	Fu.C.32	0.17	Ka.C.22	0.22
Fu.C.23	0.18	Fu.C.33	0.03	Fu.C.23	0.00	Fu.C.33	0.33	Ka.C.23	0.03
Fu.C.24	0.10	Fu.C.34	0.03	Fu.C.24	0.00	Fu.C.34	0.32	Ka.C.24	0.25
Fu.C.25	0.17	Fu.C.35	0.03	Fu.C.25	0.00	Fu.C.35	0.31	Ka.C.25	0.00
Fu.C.26	0.18	Fu.C.36	0.02	Fu.C.26	0.00	Fu.C.36	0.23	Ka.C.26	0.12
Fu.C.27	0.37	Fu.C.37	0.01	Fu.C.27	0.00	Fu.C.37	0.13	Ka.C.27	0.07
Fu.C.28	0.19	Fu.C.38	0.01	Fu.C.28	0.00	Fu.C.38	0.08	Ka.C.28	0.15
Fu.C.29	0.37			Fu.C.29	0.00			Ka.C.29	0.10
Fu.C.30	0.18			Fu.C.30	0.00			Ka.C.30	0.11
Fu.C.31	0.37			Fu.C.31	0.00			Ka.C.31	0.08
Fu.C.32	0.19			Fu.C.32	0.00			Ka.C.32	0.14
Fu.C.33	0.37			Fu.C.33	0.00			Ka.C.33	0.11
Fu.C.34	0.36			Fu.C.34	0.00			Ka.C.34	0.18
Fu.C.35	0.35			Fu.C.35	0.00			Ka.C.35	0.21
Fu.C.36	0.26			Fu.C.36	0.00			Ka.C.36	0.10
Fu.C.37	0.14			Fu.C.37	0.00				
Fu.C.38	0.09			Fu.C.38	0.00				

C10-V1 (0.000-3.300)

Doorsnede		Stabiliteit		Kip		Buiging & Druk		Doorbuigingstoetsing		Brandwerendheid
Fu.C.1	0.30	Fu.C.1	0.41	Fu.C.1	0.00	Fu.C.1	0.58	Ka.C.1	0.17	
Fu.C.2	0.29	Fu.C.2	0.39	Fu.C.2	0.00	Fu.C.2	0.56	Ka.C.2	0.15	
Fu.C.3	0.29	Fu.C.3	0.39	Fu.C.3	0.00	Fu.C.3	0.55	Ka.C.3	0.26	
Fu.C.4	0.29	Fu.C.4	0.39	Fu.C.4	0.00	Fu.C.4	0.55	Ka.C.4	0.27	
Fu.C.5	0.29	Fu.C.5	0.39	Fu.C.5	0.00	Fu.C.5	0.56	Ka.C.5	0.15	
Fu.C.6	0.29	Fu.C.6	0.39	Fu.C.6	0.00	Fu.C.6	0.56	Ka.C.6	0.15	
Fu.C.7	0.29	Fu.C.7	0.39	Fu.C.7	0.00	Fu.C.7	0.55	Ka.C.7	0.26	
Fu.C.8	0.29	Fu.C.8	0.39	Fu.C.8	0.00	Fu.C.8	0.55	Ka.C.8	0.27	
Fu.C.9	0.29	Fu.C.9	0.39	Fu.C.9	0.00	Fu.C.9	0.56	Ka.C.9	0.15	
Fu.C.10	0.30	Fu.C.10	0.41	Fu.C.10	0.00	Fu.C.10	0.57	Ka.C.10	0.29	
Fu.C.11	0.30	Fu.C.11	0.41	Fu.C.11	0.00	Fu.C.11	0.56	Ka.C.11	0.39	
Fu.C.12	0.30	Fu.C.12	0.41	Fu.C.12	0.00	Fu.C.12	0.56	Ka.C.12	0.40	
Fu.C.13	0.30	Fu.C.13	0.41	Fu.C.13	0.00	Fu.C.13	0.57	Ka.C.13	0.28	
Fu.C.14	0.30	Fu.C.14	0.41	Fu.C.14	0.00	Fu.C.14	0.57	Ka.C.14	0.29	
Fu.C.15	0.30	Fu.C.15	0.41	Fu.C.15	0.00	Fu.C.15	0.56	Ka.C.15	0.39	
Fu.C.16	0.30	Fu.C.16	0.41	Fu.C.16	0.00	Fu.C.16	0.56	Ka.C.16	0.40	
Fu.C.17	0.30	Fu.C.17	0.41	Fu.C.17	0.00	Fu.C.17	0.57	Ka.C.17	0.28	
Fu.C.18	0.29	Fu.C.18	0.39	Fu.C.18	0.00	Fu.C.18	0.59	Ka.C.18	0.10	
Fu.C.19	0.29	Fu.C.19	0.39	Fu.C.19	0.00	Fu.C.19	0.57	Ka.C.19	0.07	
Fu.C.20	0.29	Fu.C.20	0.39	Fu.C.20	0.00	Fu.C.20	0.59	Ka.C.20	0.09	
Fu.C.21	0.29	Fu.C.21	0.39	Fu.C.21	0.00	Fu.C.21	0.57	Ka.C.21	0.06	
Fu.C.22	0.29	Fu.C.22	0.39	Fu.C.22	0.00	Fu.C.22	0.59	Ka.C.22	0.10	
Fu.C.23	0.29	Fu.C.23	0.39	Fu.C.23	0.00	Fu.C.23	0.57	Ka.C.23	0.07	
Fu.C.24	0.29	Fu.C.24	0.39	Fu.C.24	0.00	Fu.C.24	0.59	Ka.C.24	0.09	
Fu.C.25	0.29	Fu.C.25	0.39	Fu.C.25	0.00	Fu.C.25	0.57	Ka.C.25	0.06	
Fu.C.26	0.30	Fu.C.26	0.41	Fu.C.26	0.00	Fu.C.26	0.60	Ka.C.26	0.04	
Fu.C.27	0.30	Fu.C.27	0.41	Fu.C.27	0.00	Fu.C.27	0.58	Ka.C.27	0.20	
Fu.C.28	0.30	Fu.C.28	0.41	Fu.C.28	0.00	Fu.C.28	0.60	Ka.C.28	0.04	
Fu.C.29	0.30	Fu.C.29	0.41	Fu.C.29	0.00	Fu.C.29	0.58	Ka.C.29	0.19	
Fu.C.30	0.30	Fu.C.30	0.41	Fu.C.30	0.00	Fu.C.30	0.60	Ka.C.30	0.04	
Fu.C.31	0.30	Fu.C.31	0.41	Fu.C.31	0.00	Fu.C.31	0.58	Ka.C.31	0.20	
Fu.C.32	0.30	Fu.C.32	0.41	Fu.C.32	0.00	Fu.C.32	0.60	Ka.C.32	0.04	
Fu.C.33	0.30	Fu.C.33	0.41	Fu.C.33	0.00	Fu.C.33	0.58	Ka.C.33	0.19	
Fu.C.34	0.30	Fu.C.34	0.41	Fu.C.34	0.00	Fu.C.34	0.56	Ka.C.34	0.40	
Fu.C.35	0.30	Fu.C.35	0.41	Fu.C.35	0.00	Fu.C.35	0.56	Ka.C.35	0.39	
Fu.C.36	0.30	Fu.C.36	0.41	Fu.C.36	0.00	Fu.C.36	0.57	Ka.C.36	0.30	
Fu.C.37	0.31	Fu.C.37	0.42	Fu.C.37	0.00	Fu.C.37	0.60			
Fu.C.38	0.29	Fu.C.38	0.39	Fu.C.38	0.00	Fu.C.38	0.56			

C11-V1 (0.000-3.200)

Doorsnede		Stabiliteit		Kip		Buiging & Druk		Doorbuigingstoetsing		Brandwerendheid
Fu.C.1	0.74	Fu.C.2	0.01	Fu.C.1	0.00	Fu.C.2	0.74	Fr.C.1	0.14	
Fu.C.2	0.71	Fu.C.4	0.00	Fu.C.2	0.00	Fu.C.4	0.74	Fr.C.2	0.13	
Fu.C.3	0.71	Fu.C.5	0.00	Fu.C.3	0.00	Fu.C.5	0.74	Fr.C.3	0.13	
Fu.C.4	0.71	Fu.C.6	0.00	Fu.C.4	0.00	Fu.C.6	0.74	Fr.C.4	0.13	

Fu.C.5	0.71	Fu.C.9	0.00	Fu.C.5	0.00	Fu.C.9	0.74	Fr.C.5	0.13
Fu.C.6	0.71	Fu.C.10	0.01	Fu.C.6	0.00	Fu.C.10	0.78	Fr.C.6	0.13
Fu.C.7	0.71	Fu.C.12	0.00	Fu.C.7	0.00	Fu.C.12	0.78	Fr.C.7	0.13
Fu.C.8	0.71	Fu.C.13	0.00	Fu.C.8	0.00	Fu.C.13	0.78	Fr.C.8	0.13
Fu.C.9	0.71	Fu.C.14	0.00	Fu.C.9	0.00	Fu.C.14	0.78	Fr.C.9	0.13
Fu.C.10	0.74	Fu.C.17	0.00	Fu.C.10	0.00	Fu.C.17	0.78	Fr.C.10	0.13
Fu.C.11	0.74			Fu.C.11	0.00			Fr.C.11	0.13
Fu.C.12	0.74			Fu.C.12	0.00			Fr.C.12	0.13
Fu.C.13	0.74			Fu.C.13	0.00			Fr.C.13	0.13
Fu.C.14	0.74			Fu.C.14	0.00			Fr.C.14	0.13
Fu.C.15	0.74			Fu.C.15	0.00			Fr.C.15	0.13
Fu.C.16	0.74			Fu.C.16	0.00			Fr.C.16	0.13
Fu.C.17	0.74			Fu.C.17	0.00			Fr.C.17	0.13
Fu.C.18	0.70			Fu.C.18	0.00			Fr.C.18	0.13
Fu.C.19	0.70			Fu.C.19	0.00			Fr.C.19	0.13
Fu.C.20	0.70			Fu.C.20	0.00			Fr.C.20	0.13
Fu.C.21	0.70			Fu.C.21	0.00			Fr.C.21	0.13
Fu.C.22	0.70			Fu.C.22	0.00			Fr.C.22	0.13
Fu.C.23	0.70			Fu.C.23	0.00			Fr.C.23	0.13
Fu.C.24	0.70			Fu.C.24	0.00			Fr.C.24	0.13
Fu.C.25	0.70			Fu.C.25	0.00			Fr.C.25	0.13
Fu.C.26	0.74			Fu.C.26	0.00			Fr.C.26	0.13
Fu.C.27	0.74			Fu.C.27	0.00			Fr.C.27	0.13
Fu.C.28	0.74			Fu.C.28	0.00			Fr.C.28	0.13
Fu.C.29	0.74			Fu.C.29	0.00			Fr.C.29	0.13
Fu.C.30	0.74			Fu.C.30	0.00			Fr.C.30	0.13
Fu.C.31	0.74			Fu.C.31	0.00			Fr.C.31	0.13
Fu.C.32	0.74			Fu.C.32	0.00			Fr.C.32	0.13
Fu.C.33	0.74			Fu.C.33	0.00			Fr.C.33	0.13
Fu.C.34	0.74			Fu.C.34	0.00			Fr.C.34	0.13
Fu.C.35	0.74			Fu.C.35	0.00			Fr.C.35	0.13
Fu.C.36	0.74			Fu.C.36	0.00			Fr.C.36	0.13
Fu.C.37	0.76			Fu.C.37	0.00			Qu.C.1	0.13
Fu.C.38	0.71			Fu.C.38	0.00				

C12-V1 (0.000-6.000)

Doorsnede		Stabiliteit		Kip		Buiging & Druk		Doorbuigingstoetsing		Brandwerendheid
Fu.C.1	0.78	Fu.C.2	0.01	Fu.C.1	0.96	Fu.C.2	0.93	Fr.C.1	0.85	
Fu.C.2	0.74	Fu.C.3	0.00	Fu.C.2	0.92	Fu.C.3	0.92	Fr.C.2	0.76	
Fu.C.3	0.74	Fu.C.4	0.01	Fu.C.3	0.92	Fu.C.4	0.92	Fr.C.3	0.76	
Fu.C.4	0.74	Fu.C.5	0.01	Fu.C.4	0.92	Fu.C.5	0.93	Fr.C.4	0.76	
Fu.C.5	0.74	Fu.C.6	0.01	Fu.C.5	0.92	Fu.C.6	0.93	Fr.C.5	0.76	
Fu.C.6	0.74	Fu.C.8	0.00	Fu.C.6	0.92	Fu.C.8	0.92	Fr.C.6	0.76	
Fu.C.7	0.74	Fu.C.9	0.00	Fu.C.7	0.92	Fu.C.9	0.92	Fr.C.7	0.76	
Fu.C.8	0.74	Fu.C.10	0.01	Fu.C.8	0.92	Fu.C.10	0.97	Fr.C.8	0.76	
Fu.C.9	0.74	Fu.C.11	0.00	Fu.C.9	0.92	Fu.C.11	0.96	Fr.C.9	0.76	
Fu.C.10	0.78	Fu.C.12	0.01	Fu.C.10	0.96	Fu.C.12	0.97	Fr.C.10	0.76	
Fu.C.11	0.78	Fu.C.13	0.01	Fu.C.11	0.96	Fu.C.13	0.97	Fr.C.11	0.76	
Fu.C.12	0.78	Fu.C.14	0.01	Fu.C.12	0.96	Fu.C.14	0.97	Fr.C.12	0.76	
Fu.C.13	0.78	Fu.C.17	0.00	Fu.C.13	0.96	Fu.C.17	0.97	Fr.C.13	0.76	
Fu.C.14	0.78			Fu.C.14	0.96			Fr.C.14	0.76	
Fu.C.15	0.78			Fu.C.15	0.96			Fr.C.15	0.76	
Fu.C.16	0.78			Fu.C.16	0.96			Fr.C.16	0.76	
Fu.C.17	0.78			Fu.C.17	0.96			Fr.C.17	0.76	
Fu.C.18	0.75			Fu.C.18	0.92			Fr.C.18	0.76	
Fu.C.19	0.74			Fu.C.19	0.92			Fr.C.19	0.76	
Fu.C.20	0.75			Fu.C.20	0.92			Fr.C.20	0.76	
Fu.C.21	0.74			Fu.C.21	0.92			Fr.C.21	0.76	
Fu.C.22	0.75			Fu.C.22	0.92			Fr.C.22	0.76	
Fu.C.23	0.74			Fu.C.23	0.92			Fr.C.23	0.76	
Fu.C.24	0.75			Fu.C.24	0.92			Fr.C.24	0.76	
Fu.C.25	0.74			Fu.C.25	0.92			Fr.C.25	0.76	
Fu.C.26	0.78			Fu.C.26	0.96			Fr.C.26	0.76	
Fu.C.27	0.78			Fu.C.27	0.96			Fr.C.27	0.76	
Fu.C.28	0.78			Fu.C.28	0.96			Fr.C.28	0.76	
Fu.C.29	0.78			Fu.C.29	0.96			Fr.C.29	0.76	
Fu.C.30	0.78			Fu.C.30	0.96			Fr.C.30	0.76	
Fu.C.31	0.78			Fu.C.31	0.96			Fr.C.31	0.76	
Fu.C.32	0.78			Fu.C.32	0.96			Fr.C.32	0.76	

Fu.C.33	0.78	Fu.C.33	0.96	Fr.C.33	0.76
Fu.C.34	0.78	Fu.C.34	0.96	Fr.C.34	0.76
Fu.C.35	0.78	Fu.C.35	0.96	Fr.C.35	0.76
Fu.C.36	0.78	Fu.C.36	0.96	Fr.C.36	0.76
Fu.C.37	0.80	Fu.C.37	0.98	Qu.C.1	0.76
Fu.C.38	0.74	Fu.C.38	0.92		

Projectnaam		Projectnummer	
Omschrijving		Constructeur	
Opdrachtgever		Eenheden	m, kN, kNm
Bestand	O:\20-090 Nieuwbouw kantoor Winterle\Statische berekeningen\dak.mxf		

AFB. GEOMETRIE: RAAMWERK

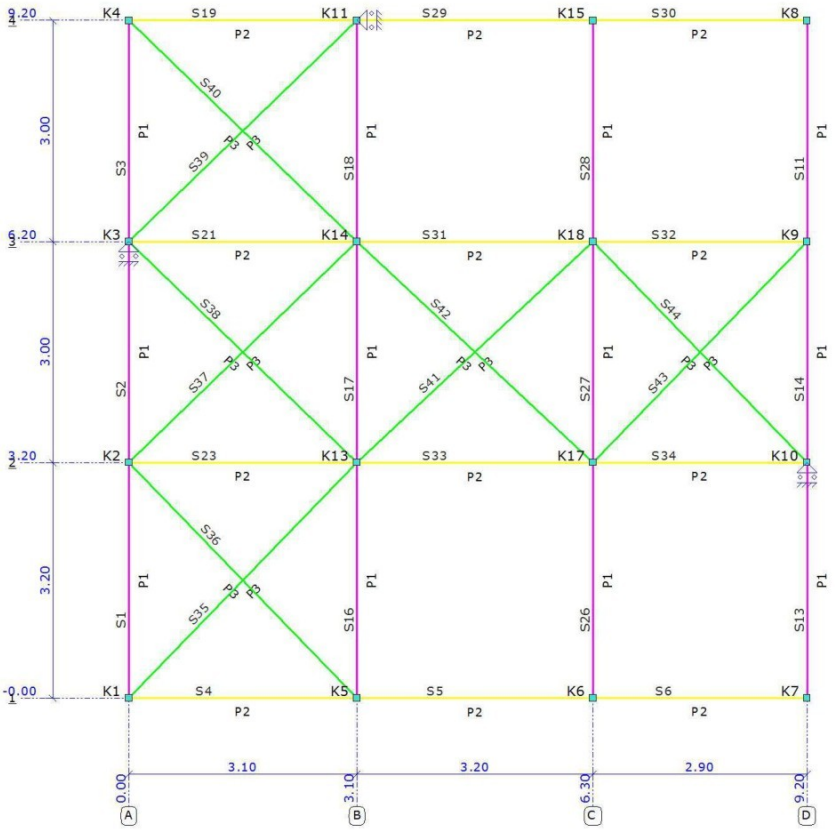

SCHARNIEREN

Staaf	Positie	Scharnier		
	Oplegg.	X	Z	Yr
S11	0,000 A1	Vast	Vast	Vast
	L(3,000) A1	Vast	Vast	Vast
S13	0,000 A1	Vast	Vast	Vast
	L(3,200) A1	Vast	Vast	Vast
S14	0,000 A1	Vast	Vast	Vast
	L(3,000) A1	Vast	Vast	Vast
S16	0,000 A1	Vast	Vast	Vast
	L(3,200) A1	Vast	Vast	Vast
S17	0,000 A1	Vast	Vast	Vast
	L(3,000) A1	Vast	Vast	Vast
S18	0,000 A1	Vast	Vast	Vast
	L(3,000) A1	Vast	Vast	Vast
S19	0,000 A1	Vast	Vast	Vast
	L(3,100) A1	Vast	Vast	Vast
S21	0,000 A1	Vast	Vast	Vast
	L(3,100) A1	Vast	Vast	Vast
S23	0,000 A1	Vast	Vast	Vast
	L(3,100) A1	Vast	Vast	Vast
S26	0,000 A1	Vast	Vast	Vast
	L(3,200) A1	Vast	Vast	Vast
S27	0,000 A1	Vast	Vast	Vast
	L(3,000) A1	Vast	Vast	Vast

Staaf	Positie	Scharnier		
	Oplegg.	X	Z	Yr
S28	0,000 A1	Vast	Vast	Vast
	L(3,000) A1	Vast	Vast	Vast
S29	0,000 A1	Vast	Vast	Vast
	L(3,200) A1	Vast	Vast	Vast
S30	0,000 A1	Vast	Vast	Vast
	L(2,900) A1	Vast	Vast	Vast
S31	0,000 A1	Vast	Vast	Vast
	L(3,200) A1	Vast	Vast	Vast
S32	0,000 A1	Vast	Vast	Vast
	L(2,900) A1	Vast	Vast	Vast
S33	0,000 A1	Vast	Vast	Vast
	L(3,200) A1	Vast	Vast	Vast
S34	0,000 A1	Vast	Vast	Vast
	L(2,900) A1	Vast	Vast	Vast
-	m -	kN/m	kN/m	kNm/rad

PROFIELEN

Profiel	Profielnaam	Oppervlakte	Iy	Materiaal	Hoek
P1	HE140A	3.1416e-03	1.0331e-05	S235	0,0
P2	HT-GS 69 x 219	1.5111e-02	6.0395e-05	C20	0,0
P3	L 80 x 80 x 8	1.2267e-03	7.2247e-07	S235	0,0
-	-	m2	m4	-	°

MATERIALEN

Materiaal	Dichtheid	E-Modulus	Uitzettingcoeff
S235	78.50	2.1000e+08	12.0000e-06
C20	3.90	9.5000e+06	50.0000e-07
-	kN/m3	kN/m2	C°m

PROFIELEN (GEAVANCEERD)

Profiel	Ivv	Avz	Trek	Druk	Kabelelement	Voorspanning
P3	2.9888e-07	6.4000e-04	Ja	Nee	Nee	0.00
-	m4	m2	-	-	-	kN

OPLEGGINGEN

Oplegging	Object	Positie	X	Z	Yr	HoekYr
O1	K11	0,000	Vast	Vrij	Vrij	0
O2	K3	0,000	Vrij	Vast	Vrij	0
O3	K10	0,000	Vrij	Vast	Vrij	0
-	-	m	kN/m	kN/m	kNm/rad	°

BELASTINGSGEVALLEN TYPEN

Oplegg.	Staven	B.G.Type	Gunstig/Ong.	Element	Niveau	Veld	Psi0	Psi1	Psi2	Cprob UGT/GGT
B.G.1	links	Windbelasting	-		N.v.t.	N.v.t.		0.20		1,00/1,00
B.G.2	rechts	Windbelasting	-		N.v.t.	N.v.t.		0.20		1,00/1,00
B.G.3	onder	Windbelasting	-		N.v.t.	N.v.t.		0.20		1,00/1,00
B.G.4	boven	Windbelasting	-		N.v.t.	N.v.t.		0.20		1,00/1,00

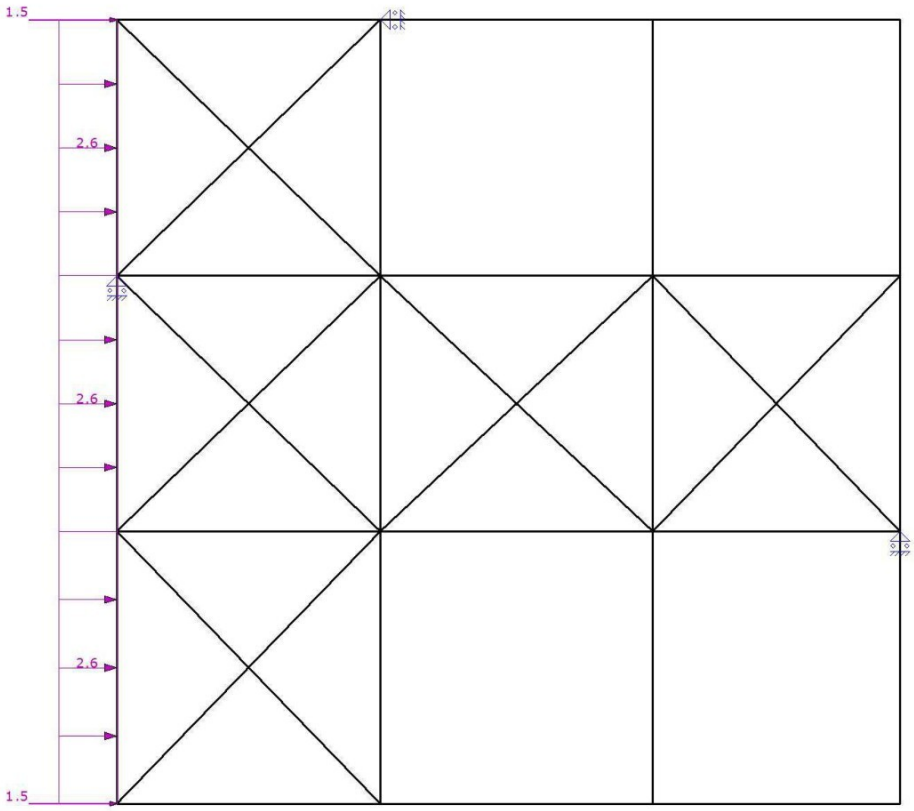

B.G.1: LINKS

Type	Beginwaarde	Eindwaarde	Beginafstand	Eindafstand	Richting Staaf of knoop
B.G.1: links					
q	2,56	2,56	0,000	3,200(L)	Z' S1-S3
N	1,53				X K1,K4
-	**-**	**-**	**m**	**m**	**- -**

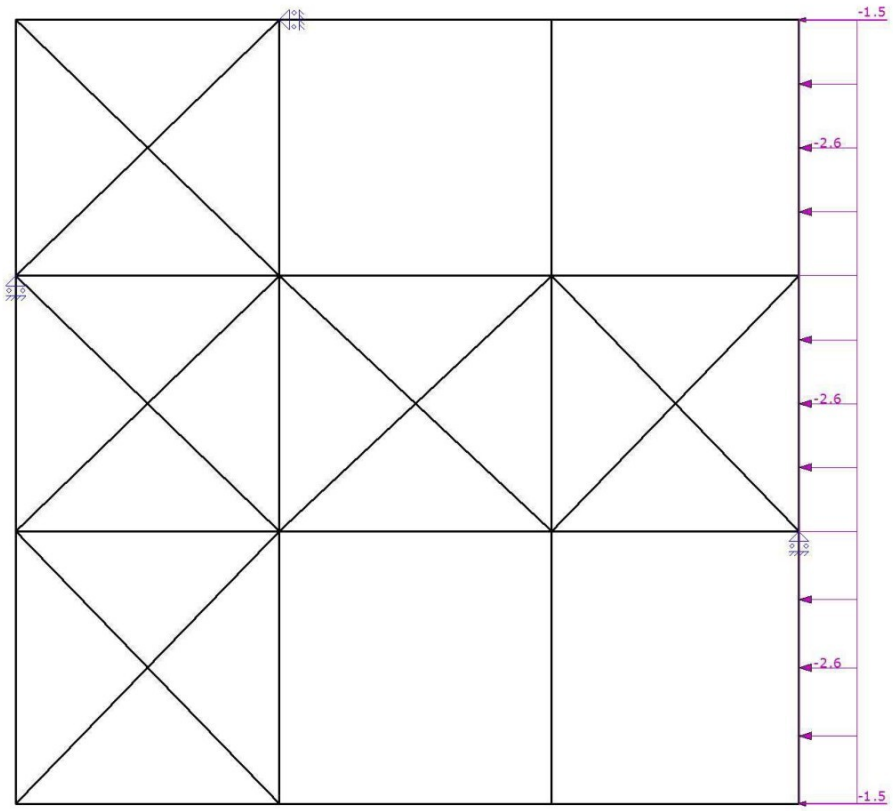

B.G.2: RECHTS

Type	Beginwaarde	Eindwaarde	Beginafstand	Eindafstand	Richting	Staaf of knoop
B.G.2: rechts						
N	-1,53				X	K7-K8
q	-2,56	-2,56	0,000	3,000(L)	Z'	S11,S13-S14
-	**-**	**-**	**m**	**m**	**- -**	

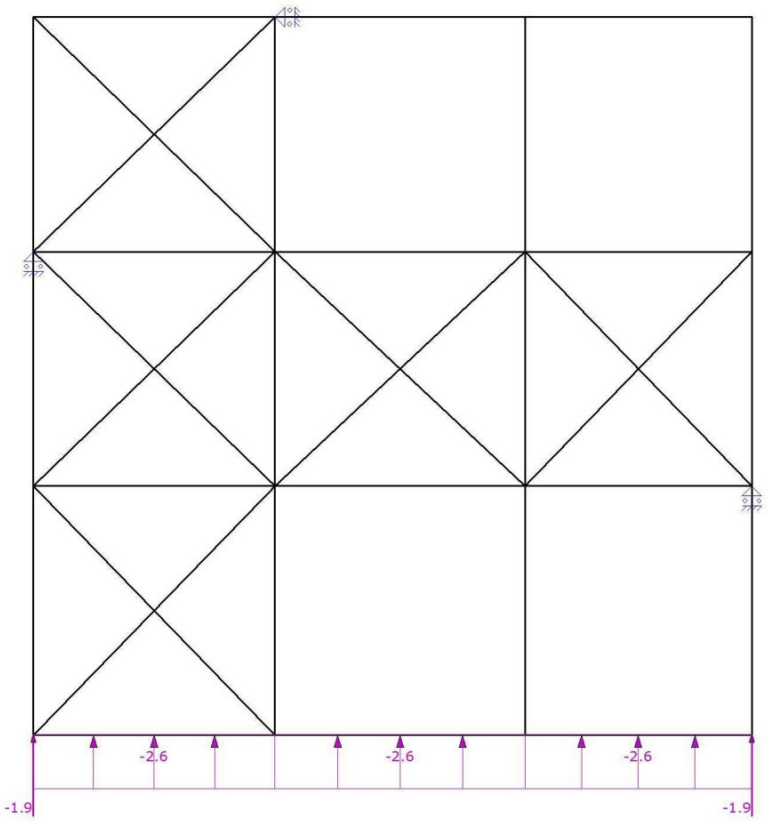

B.G.3: ONDER

Type	Beginwaarde	Eindwaarde	Beginafstand	Eindafstand	Richting	Staaf of knoop
B.G.3: onder						
q	-2,56	-2,56	0,000	3,100(L)	Z'	S4-S6
N	-1,93				Z	K1,K7
-	**-**	**-**	**m**	**m**	**-**	**-**

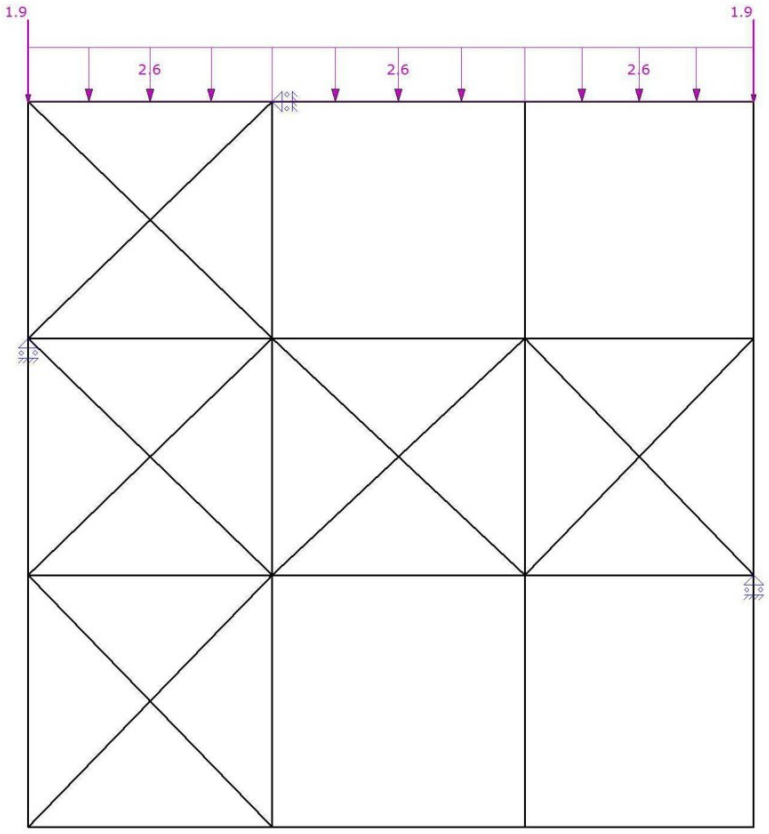

B.G.4: BOVEN

Type	Beginwaarde	Eindwaarde	Beginafstand	Eindafstand	Richting	Staaf of knoop
B.G.4: boven						
N	1,93				Z	K4,K8
q	2,56	2,56	0,000	3,100(L)	Z'	S19,S29-S30
-	**-**	**-**	**m**	**m**	**- -**	

FUNDAMENTEEL BELASTINGSCOMBINATIES (TABEL)

B.G.	Omschrijving	Fu.C.1	Fu.C.2	Fu.C.3	Fu.C.4
B.G.1	links	1.50	-	-	-
B.G.2	rechts	-	1.50	-	-
B.G.3	onder	-	-	1.50	-
B.G.4	boven	-	-	-	1.50

KARAKTERISTIEK BELASTINGSCOMBINATIES (TABEL)

B.G.	Omschrijving	Ka.C.1	Ka.C.2	Ka.C.3	Ka.C.4
B.G.1	links	1.00	-	-	-
B.G.2	rechts	-	1.00	-	-
B.G.3	onder	-	-	1.00	-
B.G.4	boven	-	-	-	1.00

UITGANGSPUNTEN VAN DE ANALYSE

Geavanceerde Analyse

Trekelemen(en) gebruikt

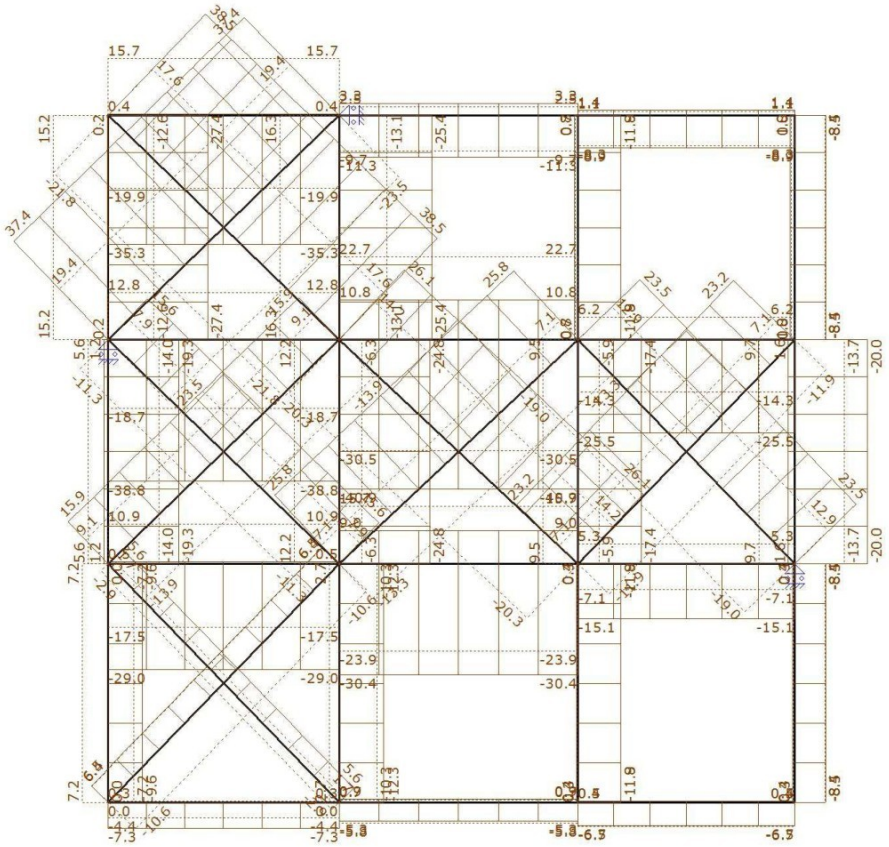

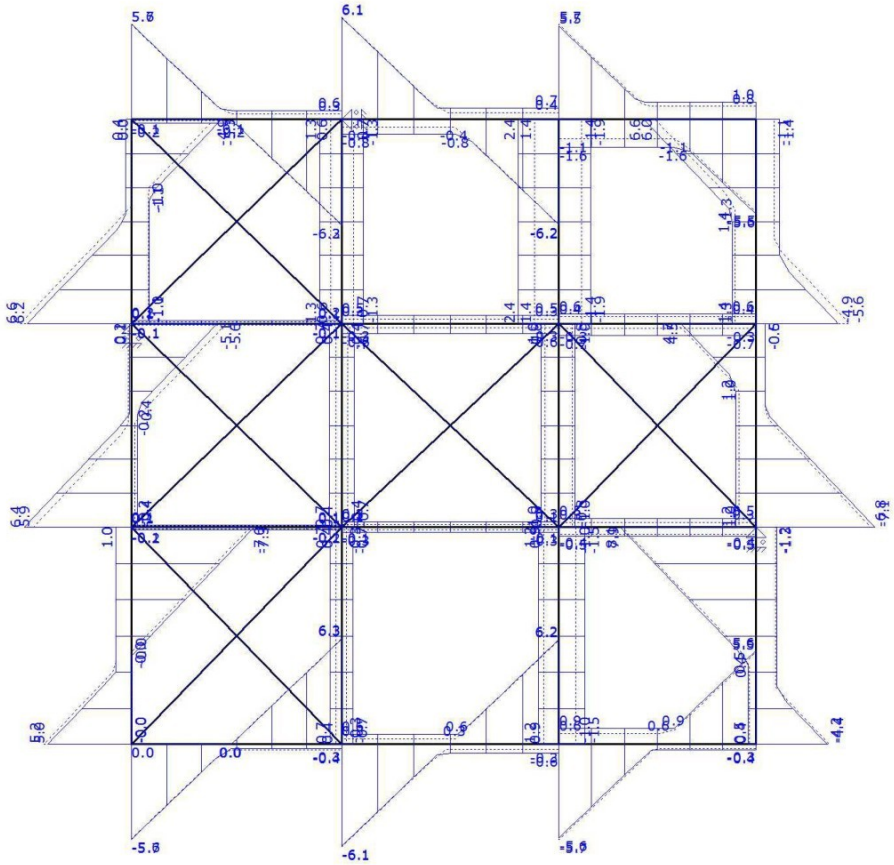

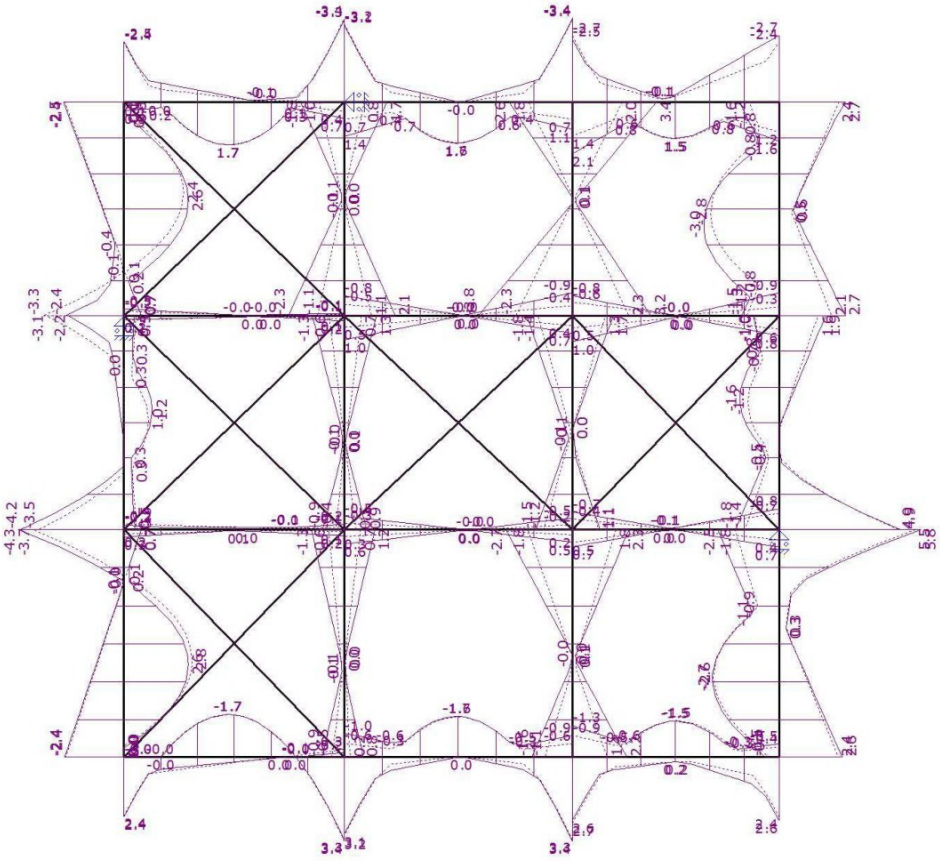

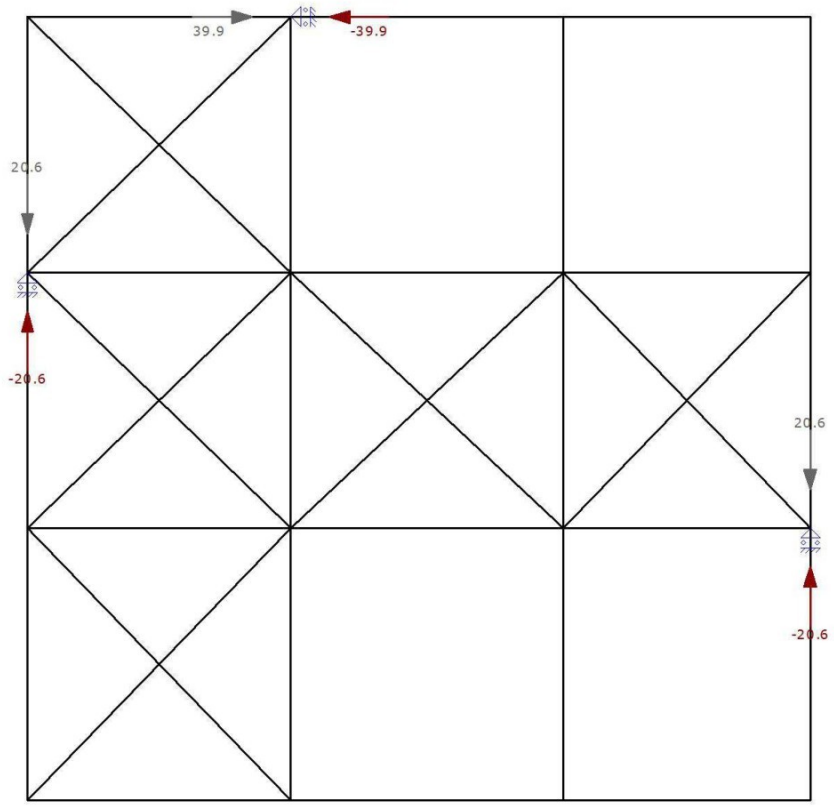

FU.C. EXTREME OPLEGREACTIES ANALYSE

Opleggin g	Knoop	B.C.	Xmax	Z	My	B.C.	X	Zmax	My	B.C.	X	Z	Mymax
O1	K11	Fu.C.2	**39.92**	0.00	0.00								
O1	K11	Fu.C.1	**-39.92**	0.00	0.00								
O2	K3					Fu.C.3	0.00	**20.56**	0.00				
O2	K3					Fu.C.4	0.00	**-20.56**	0.00				
O3	K10					Fu.C.3	0.00	**20.56**	0.00				
O3	K10					Fu.C.4	0.00	**-20.56**	0.00				
Globale extreme waarden													
O1	K11	Fu.C.2	**39.92**	0.00	0.00								
O1	K11	Fu.C.1	**-39.92**	0.00	0.00								
O2	K3					Fu.C.3	0.00	**20.56**	0.00				
O2	K3					Fu.C.4	0.00	**-20.56**	0.00				
-	**-**	**-**	**kN**	**kN**	**kNm**	**-**	**kN**	**kN**	**kNm**		**kN**	**kN**	**kNm**

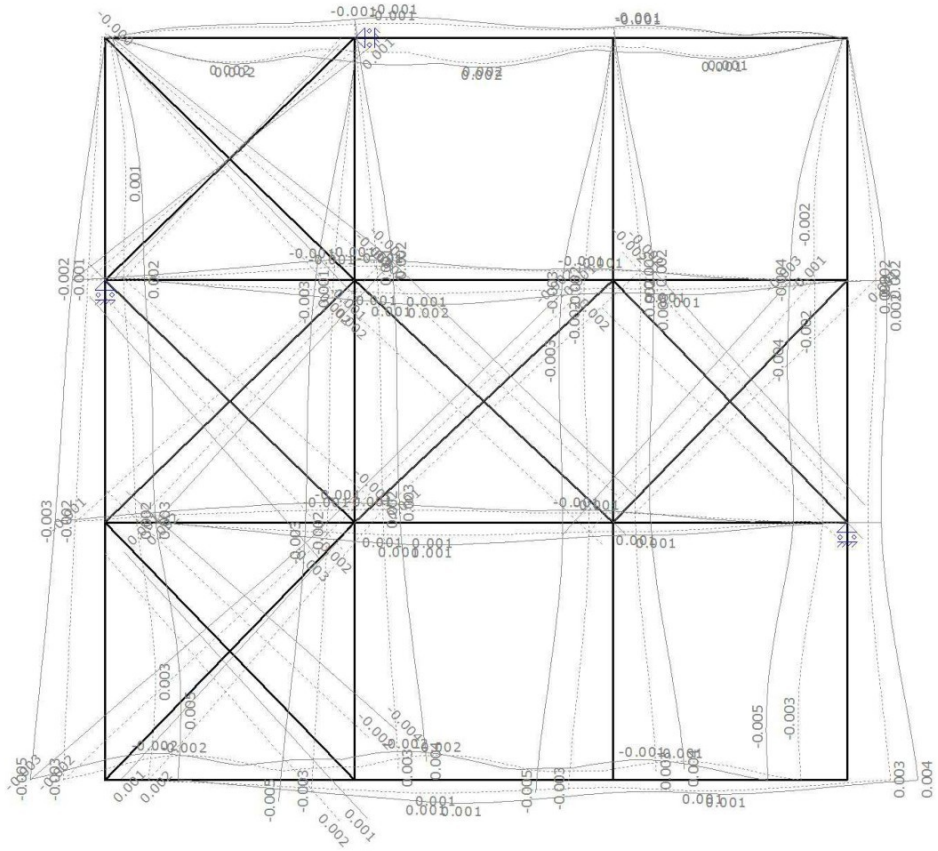

KA.C. EXTREME KNOOPVERPLAATSINGEN ANALYSE

Knoop	B.C.	X	Z	Ry
K1	Ka.C.1	**0,0046**	0,0000	-0.259e-03
	Ka.C.2	**-0,0047**	0,0000	**-0.514e-03**
	Ka.C.3	0,0010	**-0,0001**	**0.785e-03**
K2	Ka.C.1	**0,0032**	0,0000	**0.540e-03**
	Ka.C.2	**-0,0031**	0,0000	**-0.396e-03**
	Ka.C.3	0,0007	**-0,0001**	-0.062e-03
K3	Ka.C.1	**0,0025**	0,0000	**0.230e-03**
	Ka.C.2	**-0,0021**	0,0000	**-0.509e-03**
K4	Ka.C.1	**0,0005**	**0,0001**	**1.293e-03**
	Ka.C.4	0,0000	0,0000	**-0.764e-03**
K5	Ka.C.1	**0,0045**	**-0,0012**	**0.506e-03**
	Ka.C.2	**-0,0048**	**0,0014**	**-0.409e-03**
K6	Ka.C.1	**0,0045**	**-0,0007**	**0.383e-03**
	Ka.C.2	**-0,0048**	**0,0008**	**-0.362e-03**
K7	Ka.C.1	**0,0044**	0,0000	**0.649e-03**
	Ka.C.2	**-0,0049**	0,0000	0.295e-03
	Ka.C.3	0,0010	**0,0000**	**-0.397e-03**
K8	Ka.C.1	**0,0001**	0,0000	**0.722e-03**
	Ka.C.2	**-0,0003**	0,0001	**-1.583e-03**
	Ka.C.4	0,0000	**0,0001**	0.356e-03
K9	Ka.C.1	**0,0024**	0,0000	**0.208e-03**
	Ka.C.2	**-0,0036**	**0,0001**	**-0.196e-03**
K10	Ka.C.1	**0,0021**	0,0000	**0.146e-03**
	Ka.C.2	**-0,0034**	0,0000	**-0.270e-03**
K11	Ka.C.1	0,0000	**-0,0012**	**0.549e-03**
	Ka.C.2	0,0000	**0,0015**	**-0.692e-03**
K13	Ka.C.1	**0,0028**	**-0,0012**	**0.222e-03**
	Ka.C.2	**-0,0031**	**0,0014**	**-0.251e-03**

Knoop	B.C.	X	Z	Ry
K14	Ka.C.1	**0,0023**	**-0,0012**	**0.413e-03**
	Ka.C.2	**-0,0026**	**0,0014**	**-0.438e-03**
K15	Ka.C.1	**0,0000**	**-0,0007**	**0.515e-03**
	Ka.C.2	**-0,0002**	**0,0009**	**-0.559e-03**
K17	Ka.C.1	**0,0023**	**-0,0007**	**0.146e-03**
	Ka.C.2	**-0,0032**	**0,0008**	**-0.042e-03**
K18	Ka.C.1	**0,0025**	**-0,0007**	**0.228e-03**
	Ka.C.2	**-0,0032**	**0,0009**	**-0.369e-03**
-	**-**	**m**	**m**	**rad**

KA.C. EXTREME DOORBUIGINGEN ANALYSE

Staaf	B.C.	Knoop Begin		Staaf		Knoop Eind	
		X	Z	Z'afst	Z'	X	Z
S1	Ka.C.1	0,005	0,000	1.408	**0.0007**	0,003	0,000
S1	Ka.C.3	0,001	0,000	1.205	**-0.0004**	0,001	0,000
S2	Ka.C.1	0,003	0,000	1.713	**0.0001**	0,002	0,000
S2	Ka.C.2	-0,003	0,000	2.103	**-0.0001**	-0,002	0,000
S3	Ka.C.1	0,002	0,000	1.564	**0.0006**	0,001	0,000
S3	Ka.C.4	0,000	0,000	1.869	**-0.0003**	0,000	0,000
S4	Ka.C.1	0,005	0,000	1.142	**0.0003**	0,004	-0,001
S4	Ka.C.3	0,001	0,000	1.481	**-0.0013**	0,001	-0,001
S5	Ka.C.2	-0,005	0,001	0.698	**0.0002**	-0,005	0,001
S5	Ka.C.3	0,001	-0,001	1.578	**-0.0012**	0,001	-0,001
S6	Ka.C.1	0,004	-0,001	2.208	**0.0003**	0,004	0,000
S6	Ka.C.3	0,001	-0,001	1.449	**-0.0010**	0,001	0,000
S11	Ka.C.1	0,002	0,000	0.941	**0.0002**	0,000	0,000
S11	Ka.C.2	-0,004	0,000	1.390	**-0.0008**	0,000	0,000
S13	Ka.C.2	-0,005	0,000	1.268	**-0.0006**	-0,003	0,000
S13	Ka.C.3	0,001	0,000	1.005	**0.0003**	0,000	0,000
S14	Ka.C.1	0,002	0,000	2.313	**0.0001**	0,002	0,000
S14	Ka.C.2	-0,003	0,000	1.826	**-0.0002**	-0,004	0,000
S16	Ka.C.1	0,004	-0,001	2.185	**-0.0001**	0,003	-0,001
S16	Ka.C.2	-0,005	0,001	2.314	**0.0001**	-0,003	0,001
S17	Ka.C.1	0,003	-0,001	2.127	**0.0001**	0,002	-0,001
S17	Ka.C.2	-0,003	0,001	2.133	**-0.0001**	-0,003	0,001
S18	Ka.C.1	0,002	-0,001	0.742	**0.0001**	0,000	-0,001
S18	Ka.C.2	-0,003	0,001	0.817	**-0.0002**	0,000	0,002
S19	Ka.C.1	0,001	0,000	0.953	**-0.0004**	0,000	-0,001
S19	Ka.C.4	0,000	0,000	1.484	**0.0013**	0,000	0,001
S21	Ka.C.1	0,002	0,000	1.155	**0.0001**	0,002	-0,001
S21	Ka.C.4	0,000	0,000	0.885	**-0.0001**	0,000	0,001
S23	Ka.C.1	0,003	0,000	1.518	**-0.0001**	0,003	-0,001
S23	Ka.C.3	0,001	0,000	0.884	**0.0001**	0,001	-0,001
S26	Ka.C.1	0,004	-0,001	2.379	**-0.0002**	0,002	-0,001
S26	Ka.C.2	-0,005	0,001	2.296	**0.0002**	-0,003	0,001
S27	Ka.C.1	0,002	-0,001	2.285	**0.0001**	0,002	-0,001
S27	Ka.C.2	-0,003	0,001	2.078	**-0.0002**	-0,003	0,001
S28	Ka.C.1	0,002	-0,001	0.782	**0.0002**	0,000	-0,001
S28	Ka.C.2	-0,003	0,001	0.715	**-0.0002**	0,000	0,001
S29	Ka.C.1	0,000	-0,001	0.689	**-0.0002**	0,000	-0,001
S29	Ka.C.4	0,000	0,001	1.577	**0.0012**	0,000	0,001
S30	Ka.C.2	0,000	0,001	2.123	**-0.0006**	0,000	0,000
S30	Ka.C.4	0,000	0,001	1.444	**0.0010**	0,000	0,000
S31	Ka.C.1	0,002	-0,001	0.775	**-0.0002**	0,002	-0,001
S31	Ka.C.2	-0,003	0,001	0.707	**0.0002**	-0,003	0,001
S32	Ka.C.1	0,002	-0,001	0.623	**-0.0001**	0,002	0,000
S32	Ka.C.2	-0,003	0,001	0.685	**0.0002**	-0,004	0,000
S33	Ka.C.1	0,003	-0,001	0.737	**-0.0001**	0,002	-0,001
S33	Ka.C.2	-0,003	0,001	0.832	**0.0002**	-0,003	0,001
S34	Ka.C.2	-0,003	0,001	2.169	**-0.0002**	-0,003	0,000
S34	Ka.C.3	0,000	-0,001	2.180	**0.0001**	0,000	0,000
-	**-**	**m**	**m**	**m**	**m**	**m**	**m**

AFB. STAALDEFINITIE

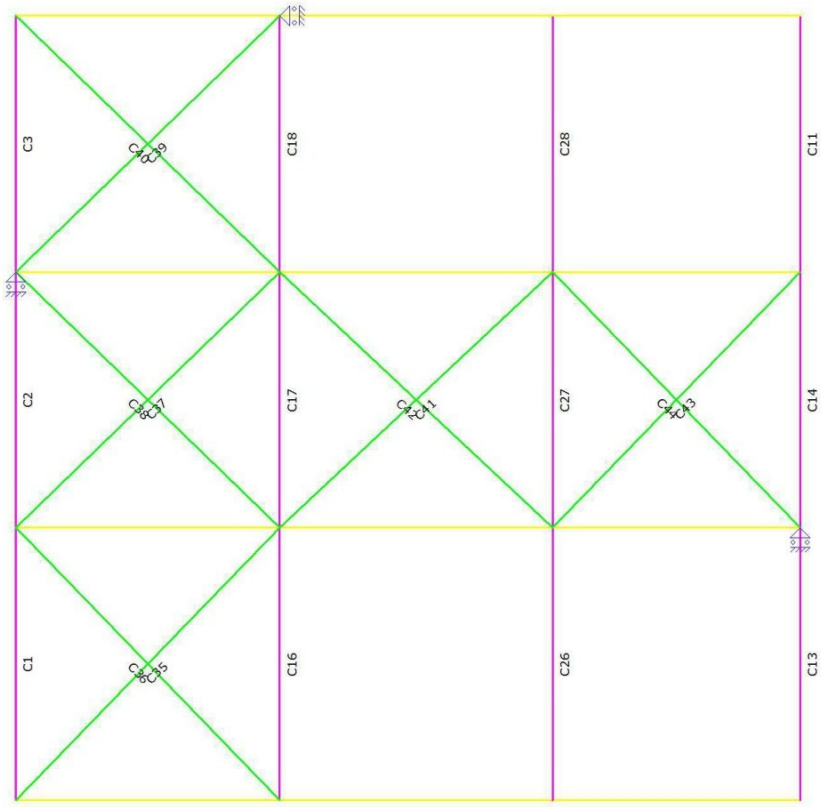

SAMENSTELLING CONSTRUCTIEDELEN

Constructiedeel	Staaf/staven
C1	s1
C2	s2
C3	s3
C11	s11
C13	s13
C14	s14
C16	s16
C17	s17
C18	s18
C26	s26
C27	s27
C28	s28
C35	s35
C36	s36
C37	s37
C38	s38
C39	s39
C40	s40
C41	s41
C42	s42
C43	s43
C44	s44

EXTREME UNITY CHECK NEN-EN1993-1-1:2016/NB:2016

Veld	Toetsing	Combinatie	Artikel	UC max
C1-V1 (0.000-3.200)	Stabiliteit	Fu.C.1	NEN-EN1993-1-1(6.61&6.62)	0,11

Veld	Toetsing	Combinatie	Artikel	UC max
C2-V1 (0.000-3.000)	Stabiliteit	Fu.C.1	NEN-EN1993-1-1(6.61&6.62)	0,12
C3-V1 (0.000-3.000)	Stabiliteit	Fu.C.1	NEN-EN1993-1-1(6.61&6.62)	0,13
C11-V1 (0.000-3.000)	Stabiliteit	Fu.C.2	NEN-EN1993-1-1(6.61&6.62)	0,09
C13-V1 (0.000-3.200)	Kiptoetsing	Fu.C.2	NEN-EN1993-1-1(6.54)	0,15
C14-V1 (0.000-3.000)	Stabiliteit	Fu.C.2	NEN-EN1993-1-1(6.61&6.62)	0,17
C16-V1 (0.000-3.200)	Stabiliteit	Fu.C.1	NEN-EN1993-1-1(6.61&6.62)	0,04
C17-V1 (0.000-3.000)	Stabiliteit	Fu.C.2	NEN-EN1993-1-1(6.61&6.62)	0,09
C18-V1 (0.000-3.000)	Stabiliteit	Fu.C.2	NEN-EN1993-1-1(6.61&6.62)	0,11
C26-V1 (0.000-3.200)	Kiptoetsing	Fu.C.1	NEN-EN1993-1-1(6.54)	0,07
C27-V1 (0.000-3.000)	Stabiliteit	Fu.C.2	NEN-EN1993-1-1(6.61&6.62)	0,08
C28-V1 (0.000-3.000)	Kiptoetsing	Fu.C.2	NEN-EN1993-1-1(6.54)	0,10
C35-V1 (0.000-4.455)	Doorsnede	Fu.C.2	NEN-EN1993-1-1(6.5)	0,02
C36-V1 (0.000-4.455)	Doorsnede	Fu.C.1	NEN-EN1993-1-1(6.5)	0,02
C37-V1 (0.000-4.314)	Doorsnede	Fu.C.1	NEN-EN1993-1-1(6.5)	0,06
C38-V1 (0.000-4.314)	Doorsnede	Fu.C.2	NEN-EN1993-1-1(6.5)	0,05
C39-V1 (0.000-4.314)	Doorsnede	Fu.C.2	NEN-EN1993-1-1(6.5)	0,13
C40-V1 (0.000-4.314)	Doorsnede	Fu.C.1	NEN-EN1993-1-1(6.5)	0,13
C41-V1 (0.000-4.386)	Doorsnede	Fu.C.2	NEN-EN1993-1-1(6.5)	0,09
C42-V1 (0.000-4.386)	Doorsnede	Fu.C.1	NEN-EN1993-1-1(6.5)	0,09
C43-V1 (0.000-4.173)	Doorsnede	Fu.C.2	NEN-EN1993-1-1(6.5)	0,08
C44-V1 (0.000-4.173)	Doorsnede	Fu.C.1	NEN-EN1993-1-1(6.5)	0,08

AFB. HOUTDEFINITIE

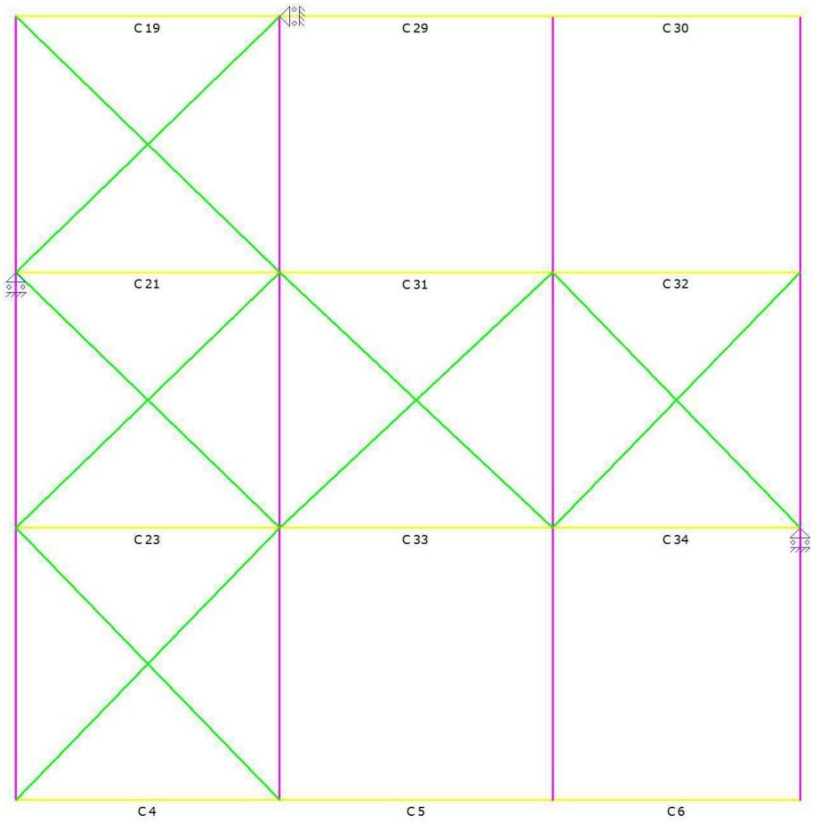

SAMENSTELLING CONSTRUCTIEDELEN

Constructiedeel	Staaf/staven
C4	s4
C5	s5

C6	s6
C19	s19
C21	s21
C23	s23
C29	s29
C30	s30
C31	s31
C32	s32
C33	s33
C34	s34

EXTREME UNITY CHECK

Label	Toetsing	Combinatie	Artikel	UC max
C4	Stabiliteit	Fu.C.3	NEN-EN1995-1-1#6.3.2 (6.23)	0,45
C5	Stabiliteit	Fu.C.3	NEN-EN1995-1-1#6.3.2 (6.23)	0,46
C6	Stabiliteit	Fu.C.3	NEN-EN1995-1-1#6.3.2 (6.23)	0,34
C19	Stabiliteit	Fu.C.1	NEN-EN1995-1-1#6.3.2 (6.24)	**1,49**
C21	Stabiliteit	Fu.C.2	NEN-EN1995-1-1#6.3.2 (6.24)	**1,53**
C23	Stabiliteit	Fu.C.1	NEN-EN1995-1-1#6.3.2 (6.24)	**1,15**
C29	Stabiliteit	Fu.C.2	NEN-EN1995-1-1#6.3.2 (6.24)	0,60
C30	Stabiliteit	Fu.C.2	NEN-EN1995-1-1#6.3.2 (6.24)	0,56
C31	Stabiliteit	Fu.C.2	NEN-EN1995-1-1#6.3.2 (6.24)	**1,80**
C32	Stabiliteit	Fu.C.2	NEN-EN1995-1-1#6.3.2 (6.24)	0,98
C33	Stabiliteit	Fu.C.1	NEN-EN1995-1-1#6.3.2 (6.24)	**1,32**
C34	Stabiliteit	Fu.C.2	NEN-EN1995-1-1#6.3.2 (6.24)	0,60

Projectomschrijving		**Projectnummer**	
Onderdeel		**Constructeur**	
Opdrachtgever		**Eenheden**	**m, mm, kN, kNm**
Bestand	**O:\20-090 Nieuwbouw kantoor Winterle\Statische berekeningen\spanten as A en D..mxf**		

Profielen

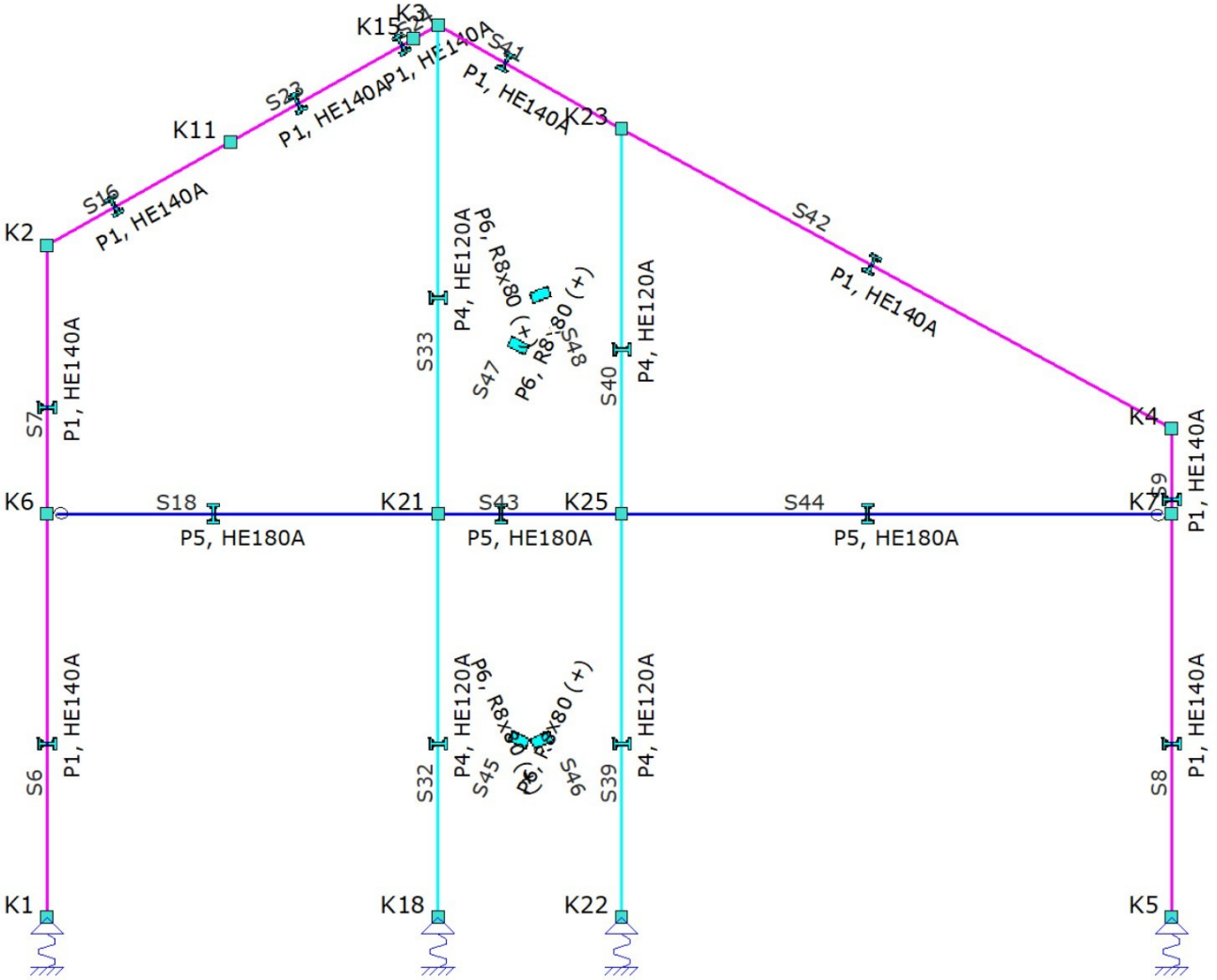

PROFIELEN

Profiel	Profielnaam	Oppervlakte	Iy	Materiaal	Hoek
P1	HE140A	3142	1.0331e+07	S235	0
P4	HE120A	2534	6.0615e+06	S235	0
P5	HE180A	4525	2.5103e+07	S235	0
P6	R8x80	640	3.4133e+05	S235	0
		mm²	**mm⁴**		**°**

PROFIELVORMEN

Profiel	Verl. h.	hB	hE	tf	tw	tf2	B	bL	bR	Raatl.	Hoogte
P6	Nee	80.0	80.0	0.0	0.0	0.0	8.0	0.0	0.0	Nee	0.0
		mm	**mm**	**mm**	**mm**	**mm**	**mm**	**mm**	**mm**		**mm**

MATERIALEN

Materiaalnaam	Poison	Dichtheid	E-Modulus	Uitzettingcoeff
S235	0.30	78.50	2.1000e+05	12.0000e-06
		kN/m³	**N/mm²**	**C°m**

PROFIELEN (GEAVANCEERD)

Profiel	Ivv	Avz	Trek	Druk	Kabelelement	Voorspanning
P6	3.4133e-09	5.3333e-04	Ja	Nee	Nee	Nee
	m⁴	m⁴				

SCHARNIEREN

Staaf	Positie	Scharnier	X	Z	Yr
S6	0.000	A1	Vast	Vast	Vast
	3.300 (L)	A1	Vast	Vast	Vast
S7	0.000	A1	Vast	Vast	Vast
	2.200 (L)	A1	Vast	Vast	Vast
S8	0.000	A1	Vast	Vast	Vast
	3.300 (L)	A1	Vast	Vast	Vast
S9	0.000	A1	Vast	Vast	Vast
	0.700 (L)	A1	Vast	Vast	Vast
S16	0.000	A1	Vast	Vast	Vast
	1.721 (L)	A1	Vast	Vast	Vast
S18	0.000	A2	Vast	Vast	1000.00
	3.200 (L)	A1	Vast	Vast	Vast
S23	0.000	A1	Vast	Vast	Vast
	1.721 (L)	A1	Vast	Vast	Vast
S24	0.000	A1	Vast	Vast	Vast
	0.230 (L)	A1	Vast	Vast	Vast
S32	0.000	A1	Vast	Vast	Vast
	3.300 (L)	A1	Vast	Vast	Vast
S33	0.000	A1	Vast	Vast	Vast
	4.000 (L)	A1	Vast	Vast	Vast
S39	0.000	A1	Vast	Vast	Vast
	3.300 (L)	A1	Vast	Vast	Vast
S40	0.000	A1	Vast	Vast	Vast
	3.150 (L)	A1	Vast	Vast	Vast
S41	0.000	A1	Vast	Vast	Vast
	1.724 (L)	A1	Vast	Vast	Vast
S42	0.000	A1	Vast	Vast	Vast
	5.124 (L)	A1	Vast	Vast	Vast
S43	0.000	A1	Vast	Vast	Vast
	1.500 (L)	A1	Vast	Vast	Vast
S44	0.000	A1	Vast	Vast	Vast
	4.500 (L)	A2	Vast	Vast	1000.00
	m		kN/m	kN/m	kNm/rad

OPLEGGINGEN

Oplegging	Object	Positie	X	Z	Yr	Hoek Yr
O1	K1	K1	Vast	25000.00	Vrij	0
O2	K5	K5	Vast	25000.00	Vrij	0
O3	K18	K18	Vast	25000.00	Vrij	0
O4	K22	K22	Vast	25000.00	Vrij	0
		m	kN/m	kN/m	kNm/rad	°

GEWICHTSBEREKENING

Index	Omschrijving	Berekening	Waarde	Eenheden
Gemeenschappelijk				
	Belastingen en vervormingen	NEN-EN1991		
Lsys1	Systeemmaat	3.20	3.20	[m]
Height1	Totale hoogte van constructie	7.30	7.30	[m]
Width1	Totale diepte van constructie	9.20	9.20	[m]
Width2	Totale breedte van constructie	9.60	9.60	[m]
LR1 (Permanente Belasting)				
	Permanente Belasting	NEN-EN1991-1-1:2011/NB:2011		

Index	Omschrijving	Berekening	Waarde	Eenheden
	Vloer (S5)			
Pp1	Houten vloer + liggers	0.7	0.70	[kN/m²]
q1	Permanente Belasting	Pp1*Lsys1	2.24	[kN/m]
	Hellend dak (S2,S3)			
Pp2	Stalen dak + windvb	0.25	0.25	[kN/m²]
q2	Permanente Belasting	Pp2*Lsys1	0.80	[kN/m]
LR2 (Correlatie factor)				
	Windbelasting Algemeen	NEN-EN1991-1-4:2011/NB:2011		
Width3	Gemiddelde breedte (b)	3.20	3.20	[m]
Height2	Totale hoogte van constructie	7.30	7.30	[m]
Height3	Boven de grond	3.00	3.00	[m]
Z1	Referentiehoogte	Height3+(0.5*Height2)	6.65	[m]
Region1	Regio	3	3.00	
Cat1	Terrein	Onbebouwd	2.00	
Co1	Orthografie factor (C0)	1.00	1.00	
CsCd1	Constructie factor (CsCd)	1.00	1.00	
C1	Correlatie factor	0.85	0.85	
LR3 (Vertikale wand; Verdeelde element belasting (q): S8,S9)				
	Windbelasting van Links + Overdruk	NEN-EN1991-1-4:2011/NB:2011		
A1	Belast oppervlak (A)	32.96	32.96	[m²]
Cpe1	Uitwendige druk; Druk coefficient (Cpe)	NEN-EN1991-1-4#7.2(Dak=Wand,Zone=D,hd=1.12)	0.80	
Cpi1	Interne druk; Druk coefficient (Cpi)	EN1991-1-4#7.2.9(Cpe=Cpe1,Openingen=0.00,Over=True)	0.20	
Z2	z=b; (b	9.60	9.60	[m]
Qp1	Pieksnelheids druk (Qp voor referentieperiode 50)	NEN-EN1991-1-4#4(Z=Z2,Terrein=Cat1,Regio=Region1,C0=Co1)	0.69	[kN/m²]
Z3	z=h; (b	10.30	10.30	[m]
Qp2	Pieksnelheids druk (Qp voor referentieperiode 50)	NEN-EN1991-1-4#4(Z=Z3,Terrein=Cat1,Regio=Region1,C0=Co1)	0.71	[kN/m²]
Cpe2	Zadeldak; Druk coefficient (Cpe): S2	NEN-EN1991-1-4#7.2(Dak=Zadeldak,Zone=G,Hoek=29.36)	-0.51	
q3	Zadeldak; Verdeelde element belasting (q): S2	(Qp1*Cpe2*CsCd1) * Lsys1	-1.14	[kN/m]
q4	Interne druk; Verdeelde element belasting (q)	(Cpi1*Qp1) * Lsys1	0.44	[kN/m]
Cpe3	Zadeldak; Druk coefficient (Cpe): S2	NEN-EN1991-1-4#7.2(Dak=Zadeldak,Zone=H,Hoek=29.36)	-0.20	
q5	Zadeldak; Verdeelde element belasting (q): S2	(Qp1*Cpe3*CsCd1) * Lsys1	-0.45	[kN/m]
q6	Zadeldak; Verdeelde element belasting (q): S2	(Qp2*Cpe3*CsCd1) * Lsys1	-0.46	[kN/m]
q7	Interne druk; Verdeelde element belasting (q)	(Cpi1*Qp2) * Lsys1	0.45	[kN/m]
Cpe4	Zadeldak; Druk coefficient (Cpe): S3	NEN-EN1991-1-4#7.2(Dak=Zadeldak,Zone=I,Hoek=28.81)	-0.40	
q8	Zadeldak; Verdeelde element belasting (q): S3	(Qp1*Cpe4*CsCd1) * Lsys1	-0.89	[kN/m]
Cpe5	Zadeldak; Druk coefficient (Cpe): S3	NEN-EN1991-1-4#7.2(Dak=Zadeldak,Zone=J,Hoek=28.81)	-0.54	
q9	Zadeldak; Verdeelde element belasting (q): S3	(Qp2*Cpe5*CsCd1) * Lsys1	-1.22	[kN/m]
q10	Zadeldak; Verdeelde element belasting (q): S3	(Qp2*Cpe4*CsCd1) * Lsys1	-0.91	[kN/m]
Cpe6	Vertikale wand; Druk coefficient (Cpe): S6,S7,S8,S9	NEN-EN1991-1-4#7.2(Dak=Wand,Zone=D,hd=1.12)	0.80	
q11	Vertikale wand; Verdeelde element belasting (q): S6,S7,S8,S9	(Qp1*Cpe6*CsCd1) * Lsys1	1.77	[kN/m]
Cpe7	Vertikale wand; Druk coefficient (Cpe): S6,S7,S8,S9	NEN-EN1991-1-4#7.2(Dak=Wand,Zone=E,hd=1.12)	-0.51	
C2	Vertikale wand; Druk coefficient (Cpe) incl. correlatiefactor: S6,S7,S8,S9	(Cpe6-Cpe7) * C1	1.11	

Index	Omschrijving	Berekening	Waarde	Eenheden
q12	Vertikale wand; Verdeelde element belasting (q): S6,S7,S8,S9	(Qp1*(Cpe7+C2)*CsCd1) * Lsys1	1.34	[kN/m]
q13	Vertikale wand; Verdeelde element belasting (q): S8,S9	(Qp1*Cpe7*CsCd1) * Lsys1	-1.12	[kN/m]
q14	Vertikale wand; Verdeelde element belasting (q): S8,S9	(Qp1*(Cpe6-C2)*CsCd1) * Lsys1	-0.69	[kN/m]
LR4 (Vertikale wand; Verdeelde element belasting (q): S8,S9)				
	Windbelasting van Links + Overdruk (2e Cpe)	NEN-EN1991-1-4:2011/NB:2011		
A2	Belast oppervlak (A)	32.96	32.96	[m²]
Cpe8	Uitwendige druk; Druk coefficient (Cpe)	NEN-EN1991-1-4#7.2(Dak=Wand,Zone=D,hd=1.12)	0.80	
Cpi2	Interne druk; Druk coefficient (Cpi)	EN1991-1-4#7.2.9(Cpe=Cpe8,Openingen=0.00,Over=True)	0.20	
Z4	z=b; (b	9.60	9.60	[m]
Qp3	Pieksnelheids druk (Qp voor referentieperiode 50)	NEN-EN1991-1-4#4(Z=Z4,Terrein=Cat1,Regio=Region1,C0=Co1)	0.69	[kN/m²]
Z5	z=h; (b	10.30	10.30	[m]
Qp4	Pieksnelheids druk (Qp voor referentieperiode 50)	NEN-EN1991-1-4#4(Z=Z5,Terrein=Cat1,Regio=Region1,C0=Co1)	0.71	[kN/m²]
Cpe9	Zadeldak; Druk coefficient (Cpe): S2	NEN-EN1991-1-4#7.2(Dak=Zadeldak,Zone=G,Hoek=29.36,Eerst=False)	0.68	
q15	Zadeldak; Verdeelde element belasting (q): S2	(Qp3*Cpe9*CsCd1) * Lsys1	1.50	[kN/m]
q16	Interne druk; Verdeelde element belasting (q)	(Cpi2*Qp3) * Lsys1	0.44	[kN/m]
Cpe10	Zadeldak; Druk coefficient (Cpe): S2	NEN-EN1991-1-4#7.2(Dak=Zadeldak,Zone=H,Hoek=29.36,Eerst=False)	0.39	
q17	Zadeldak; Verdeelde element belasting (q): S2	(Qp3*Cpe10*CsCd1) * Lsys1	0.87	[kN/m]
q18	Zadeldak; Verdeelde element belasting (q): S2	(Qp4*Cpe10*CsCd1) * Lsys1	0.89	[kN/m]
q19	Interne druk; Verdeelde element belasting (q)	(Cpi2*Qp4) * Lsys1	0.45	[kN/m]
Cpe11	Zadeldak; Druk coefficient (Cpe): S3	NEN-EN1991-1-4#7.2(Dak=Zadeldak,Zone=I,Hoek=28.81,Eerst=False)	0.00	
q20	Zadeldak; Verdeelde element belasting (q): S3	(Qp3*Cpe11*CsCd1) * Lsys1	0.00	[kN/m]
Cpe12	Zadeldak; Druk coefficient (Cpe): S3	NEN-EN1991-1-4#7.2(Dak=Zadeldak,Zone=J,Hoek=28.81,Eerst=False)	0.00	
q21	Zadeldak; Verdeelde element belasting (q): S3	(Qp4*Cpe12*CsCd1) * Lsys1	0.00	[kN/m]
q22	Zadeldak; Verdeelde element belasting (q): S3	(Qp4*Cpe11*CsCd1) * Lsys1	0.00	[kN/m]
Cpe13	Vertikale wand; Druk coefficient (Cpe): S6,S7,S8,S9	NEN-EN1991-1-4#7.2(Dak=Wand,Zone=D,hd=1.12,Eerst=False)	0.80	
q23	Vertikale wand; Verdeelde element belasting (q): S6,S7,S8,S9	(Qp3*Cpe13*CsCd1) * Lsys1	1.77	[kN/m]
Cpe14	Vertikale wand; Druk coefficient (Cpe): S6,S7,S8,S9	NEN-EN1991-1-4#7.2(Dak=Wand,Zone=E,hd=1.12,Eerst=False)	-0.51	
C3	Vertikale wand; Druk coefficient (Cpe) incl. correlatiefactor: S6,S7,S8,S9	(Cpe13-Cpe14) * C1	1.11	
q24	Vertikale wand; Verdeelde element belasting (q): S6,S7,S8,S9	(Qp3*(Cpe14+C3)*CsCd1) * Lsys1	1.34	[kN/m]
q25	Vertikale wand; Verdeelde element belasting (q): S8,S9	(Qp3*Cpe14*CsCd1) * Lsys1	-1.12	[kN/m]
q26	Vertikale wand; Verdeelde element belasting (q): S8,S9	(Qp3*(Cpe13-C3)*CsCd1) * Lsys1	-0.69	[kN/m]
LR5 (Vertikale wand; Verdeelde element belasting (q): S8,S9)				
	Windbelasting van Links + Onderdruk	NEN-EN1991-1-4:2011/NB:2011		
A3	Belast oppervlak (A)	32.96	32.96	[m²]
Cpe15	Uitwendige druk; Druk coefficient (Cpe)	NEN-EN1991-1-4#7.2(Dak=Wand,Zone=E,hd=1.12)	-0.51	
Cpi3	Interne druk; Druk coefficient (Cpi)	EN1991-1-4#7.2.9(Cpe=Cpe15,Openingen=0.00,Over=False)	-0.30	

Index	Omschrijving	Berekening	Waarde	Eenheden
Z6	z=b; (b	9.60	9.60	[m]
Qp5	Pieksnelheids druk (Qp voor referentieperiode 50)	NEN-EN1991-1-4#4(Z=Z6,Terrein=Cat1,Regio=Region1,C0=Co1)	0.69	[kN/m²]
Z7	z=h; (b	10.30	10.30	[m]
Qp6	Pieksnelheids druk (Qp voor referentieperiode 50)	NEN-EN1991-1-4#4(Z=Z7,Terrein=Cat1,Regio=Region1,C0=Co1)	0.71	[kN/m²]
Cpe16	Zadeldak; Druk coefficient (Cpe): S2	NEN-EN1991-1-4#7.2(Dak=Zadeldak,Zone=G,Hoek=29.36)	-0.51	
q27	Zadeldak; Verdeelde element belasting (q): S2	(Qp5*Cpe16*CsCd1) * Lsys1	-1.14	[kN/m]
q28	Interne druk; Verdeelde element belasting (q)	(Cpi3*Qp5) * Lsys1	-0.66	[kN/m]
Cpe17	Zadeldak; Druk coefficient (Cpe): S2	NEN-EN1991-1-4#7.2(Dak=Zadeldak,Zone=H,Hoek=29.36)	-0.20	
q29	Zadeldak; Verdeelde element belasting (q): S2	(Qp5*Cpe17*CsCd1) * Lsys1	-0.45	[kN/m]
q30	Zadeldak; Verdeelde element belasting (q): S2	(Qp6*Cpe17*CsCd1) * Lsys1	-0.46	[kN/m]
q31	Interne druk; Verdeelde element belasting (q)	(Cpi3*Qp6) * Lsys1	-0.68	[kN/m]
Cpe18	Zadeldak; Druk coefficient (Cpe): S3	NEN-EN1991-1-4#7.2(Dak=Zadeldak,Zone=I,Hoek=28.81)	-0.40	
q32	Zadeldak; Verdeelde element belasting (q): S3	(Qp5*Cpe18*CsCd1) * Lsys1	-0.89	[kN/m]
Cpe19	Zadeldak; Druk coefficient (Cpe): S3	NEN-EN1991-1-4#7.2(Dak=Zadeldak,Zone=J,Hoek=28.81)	-0.54	
q33	Zadeldak; Verdeelde element belasting (q): S3	(Qp6*Cpe19*CsCd1) * Lsys1	-1.22	[kN/m]
q34	Zadeldak; Verdeelde element belasting (q): S3	(Qp6*Cpe18*CsCd1) * Lsys1	-0.91	[kN/m]
Cpe20	Vertikale wand; Druk coefficient (Cpe): S6,S7,S8,S9	NEN-EN1991-1-4#7.2(Dak=Wand,Zone=D,hd=1.12)	0.80	
q35	Vertikale wand; Verdeelde element belasting (q): S6,S7,S8,S9	(Qp5*Cpe20*CsCd1) * Lsys1	1.77	[kN/m]
Cpe21	Vertikale wand; Druk coefficient (Cpe): S6,S7,S8,S9	NEN-EN1991-1-4#7.2(Dak=Wand,Zone=E,hd=1.12)	-0.51	
C4	Vertikale wand; Druk coefficient (Cpe) incl. correlatiefactor: S6,S7,S8,S9	(Cpe20-Cpe21) * C1	1.11	
q36	Vertikale wand; Verdeelde element belasting (q): S6,S7,S8,S9	(Qp5*(Cpe21+C4)*CsCd1) * Lsys1	1.34	[kN/m]
q37	Vertikale wand; Verdeelde element belasting (q): S8,S9	(Qp5*Cpe21*CsCd1) * Lsys1	-1.12	[kN/m]
q38	Vertikale wand; Verdeelde element belasting (q): S8,S9	(Qp5*(Cpe20-C4)*CsCd1) * Lsys1	-0.69	[kN/m]
LR6 (Vertikale wand; Verdeelde element belasting (q): S8,S9)				
	Windbelasting van Links + Onderdruk (2e Cpe)	NEN-EN1991-1-4:2011/NB:2011		
A4	Belast oppervlak (A)	32.96	32.96	[m²]
Cpe22	Uitwendige druk; Druk coefficient (Cpe)	NEN-EN1991-1-4#7.2(Dak=Wand,Zone=E,hd=1.12)	-0.51	
Cpi4	Interne druk; Druk coefficient (Cpi)	EN1991-1-4#7.2.9(Cpe=Cpe22,Openingen=0.00,Over=False)	-0.30	
Z8	z=b; (b	9.60	9.60	[m]
Qp7	Pieksnelheids druk (Qp voor referentieperiode 50)	NEN-EN1991-1-4#4(Z=Z8,Terrein=Cat1,Regio=Region1,C0=Co1)	0.69	[kN/m²]
Z9	z=h; (b	10.30	10.30	[m]
Qp8	Pieksnelheids druk (Qp voor referentieperiode 50)	NEN-EN1991-1-4#4(Z=Z9,Terrein=Cat1,Regio=Region1,C0=Co1)	0.71	[kN/m²]
Cpe23	Zadeldak; Druk coefficient (Cpe): S2	NEN-EN1991-1-4#7.2(Dak=Zadeldak,Zone=G,Hoek=29.36,Eerst=False)	0.68	
q39	Zadeldak; Verdeelde element belasting (q): S2	(Qp7*Cpe23*CsCd1) * Lsys1	1.50	[kN/m]
q40	Interne druk; Verdeelde element belasting (q)	(Cpi4*Qp7) * Lsys1	-0.66	[kN/m]

Index	Omschrijving	Berekening	Waarde	Eenheden
Cpe24	Zadeldak; Druk coefficient (Cpe): S2	NEN-EN1991-1-4#7.2(Dak=Zadeldak,Zone=H,Hoek=29.36,Eerst=False)	0.39	
q41	Zadeldak; Verdeelde element belasting (q): S2	(Qp7*Cpe24*CsCd1) * Lsys1	0.87	[kN/m]
q42	Zadeldak; Verdeelde element belasting (q): S2	(Qp8*Cpe24*CsCd1) * Lsys1	0.89	[kN/m]
q43	Interne druk; Verdeelde element belasting (q)	(Cpi4*Qp8) * Lsys1	-0.68	[kN/m]
Cpe25	Zadeldak; Druk coefficient (Cpe): S3	NEN-EN1991-1-4#7.2(Dak=Zadeldak,Zone=I,Hoek=28.81,Eerst=False)	0.00	
q44	Zadeldak; Verdeelde element belasting (q): S3	(Qp7*Cpe25*CsCd1) * Lsys1	0.00	[kN/m]
Cpe26	Zadeldak; Druk coefficient (Cpe): S3	NEN-EN1991-1-4#7.2(Dak=Zadeldak,Zone=J,Hoek=28.81,Eerst=False)	0.00	
q45	Zadeldak; Verdeelde element belasting (q): S3	(Qp8*Cpe26*CsCd1) * Lsys1	0.00	[kN/m]
q46	Zadeldak; Verdeelde element belasting (q): S3	(Qp8*Cpe25*CsCd1) * Lsys1	0.00	[kN/m]
Cpe27	Vertikale wand; Druk coefficient (Cpe): S6,S7,S8,S9	NEN-EN1991-1-4#7.2(Dak=Wand,Zone=D,hd=1.12,Eerst=False)	0.80	
q47	Vertikale wand; Verdeelde element belasting (q): S6,S7,S8,S9	(Qp7*Cpe27*CsCd1) * Lsys1	1.77	[kN/m]
Cpe28	Vertikale wand; Druk coefficient (Cpe): S6,S7,S8,S9	NEN-EN1991-1-4#7.2(Dak=Wand,Zone=E,hd=1.12,Eerst=False)	-0.51	
C5	Vertikale wand; Druk coefficient (Cpe) incl. correlatiefactor: S6,S7,S8,S9	(Cpe27-Cpe28) * C1	1.11	
q48	Vertikale wand; Verdeelde element belasting (q): S6,S7,S8,S9	(Qp7*(Cpe28+C5)*CsCd1) * Lsys1	1.34	[kN/m]
q49	Vertikale wand; Verdeelde element belasting (q): S8,S9	(Qp7*Cpe28*CsCd1) * Lsys1	-1.12	[kN/m]
q50	Vertikale wand; Verdeelde element belasting (q): S8,S9	(Qp7*(Cpe27-C5)*CsCd1) * Lsys1	-0.69	[kN/m]
LR7 (Vertikale wand; Verdeelde element belasting (q): S8,S9)				
	Windbelasting van Rechts + Overdruk	NEN-EN1991-1-4:2011/NB:2011		
A5	Belast oppervlak (A)	32.96	32.96	[m²]
Cpe29	Uitwendige druk; Druk coefficient (Cpe)	NEN-EN1991-1-4#7.2(Dak=Wand,Zone=D,hd=1.12)	0.80	
Cpi5	Interne druk; Druk coefficient (Cpi)	EN1991-1-4#7.2.9(Cpe=Cpe29,Openingen=0.00,Over=True)	0.20	
Z10	z=b; (b	9.60	9.60	[m]
Qp9	Pieksnelheids druk (Qp voor referentieperiode 50)	NEN-EN1991-1-4#4(Z=Z10,Terrein=Cat1,Regio=Region1,C0=Co1)	0.69	[kN/m²]
Z11	z=h; (b	10.30	10.30	[m]
Qp10	Pieksnelheids druk (Qp voor referentieperiode 50)	NEN-EN1991-1-4#4(Z=Z11,Terrein=Cat1,Regio=Region1,C0=Co1)	0.71	[kN/m²]
Cpe30	Zadeldak; Druk coefficient (Cpe): S2	NEN-EN1991-1-4#7.2(Dak=Zadeldak,Zone=I,Hoek=29.36)	-0.40	
q51	Zadeldak; Verdeelde element belasting (q): S2	(Qp9*Cpe30*CsCd1) * Lsys1	-0.89	[kN/m]
q52	Interne druk; Verdeelde element belasting (q)	(Cpi5*Qp9) * Lsys1	0.44	[kN/m]
Cpe31	Zadeldak; Druk coefficient (Cpe): S2	NEN-EN1991-1-4#7.2(Dak=Zadeldak,Zone=J,Hoek=29.36)	-0.52	
q53	Zadeldak; Verdeelde element belasting (q): S2	(Qp10*Cpe31*CsCd1) * Lsys1	-1.18	[kN/m]
q54	Interne druk; Verdeelde element belasting (q)	(Cpi5*Qp10) * Lsys1	0.45	[kN/m]
q55	Zadeldak; Verdeelde element belasting (q): S2	(Qp10*Cpe30*CsCd1) * Lsys1	-0.91	[kN/m]
Cpe32	Zadeldak; Druk coefficient (Cpe): S3	NEN-EN1991-1-4#7.2(Dak=Zadeldak,Zone=G,Hoek=28.81)	-0.52	
q56	Zadeldak; Verdeelde element belasting (q): S3	(Qp9*Cpe32*CsCd1) * Lsys1	-1.16	[kN/m]
Cpe33	Zadeldak; Druk coefficient (Cpe): S3	NEN-EN1991-1-4#7.2(Dak=Zadeldak,Zone=H,Hoek=28.81)	-0.21	

Index	Omschrijving	Berekening	Waarde	Eenheden
q57	Zadeldak; Verdeelde element belasting (q): S3	(Qp9*Cpe33*CsCd1) * Lsys1	-0.46	[kN/m]
q58	Zadeldak; Verdeelde element belasting (q): S3	(Qp10*Cpe33*CsCd1) * Lsys1	-0.47	[kN/m]
Cpe34	Vertikale wand; Druk coefficient (Cpe): S6,S7,S8,S9	NEN-EN1991-1-4#7.2(Dak=Wand,Zone=E,hd=1.12)	-0.51	
q59	Vertikale wand; Verdeelde element belasting (q): S6,S7,S8,S9	(Qp9*Cpe34*CsCd1) * Lsys1	-1.12	[kN/m]
Cpe35	Vertikale wand; Druk coefficient (Cpe): S6,S7,S8,S9	NEN-EN1991-1-4#7.2(Dak=Wand,Zone=D,hd=1.12)	0.80	
C6	Vertikale wand; Druk coefficient (Cpe) incl. correlatiefactor: S6,S7,S8,S9	(Cpe35-Cpe34) * C1	1.11	
q60	Vertikale wand; Verdeelde element belasting (q): S6,S7,S8,S9	(Qp9*(Cpe35-C6)*CsCd1) * Lsys1	-0.69	[kN/m]
q61	Vertikale wand; Verdeelde element belasting (q): S6,S7,S8,S9	(Qp9*(Cpe34+C6)*CsCd1) * Lsys1	1.34	[kN/m]
q62	Vertikale wand; Verdeelde element belasting (q): S8,S9	(Qp9*Cpe35*CsCd1) * Lsys1	1.77	[kN/m]
LR8 (Vertikale wand; Verdeelde element belasting (q): S8,S9)				
	Windbelasting van Rechts + Overdruk (2e Cpe)	NEN-EN1991-1-4:2011/NB:2011		
A6	Belast oppervlak (A)	32.96	32.96	[m²]
Cpe36	Uitwendige druk; Druk coefficient (Cpe)	NEN-EN1991-1-4#7.2(Dak=Wand,Zone=D,hd=1.12)	0.80	
Cpi6	Interne druk; Druk coefficient (Cpi)	EN1991-1-4#7.2.9(Cpe=Cpe36,Openingen=0.00,Over=True)	0.20	
Z12	z=b; (b	9.60	9.60	[m]
Qp11	Pieksnelheids druk (Qp voor referentieperiode 50)	NEN-EN1991-1-4#4(Z=Z12,Terrein=Cat1,Regio=Region1,C0=Co1)	0.69	[kN/m²]
Z13	z=h; (b	10.30	10.30	[m]
Qp12	Pieksnelheids druk (Qp voor referentieperiode 50)	NEN-EN1991-1-4#4(Z=Z13,Terrein=Cat1,Regio=Region1,C0=Co1)	0.71	[kN/m²]
Cpe37	Zadeldak; Druk coefficient (Cpe): S2	NEN-EN1991-1-4#7.2(Dak=Zadeldak,Zone=I,Hoek=29.36,Eerst=False)	0.00	
q63	Zadeldak; Verdeelde element belasting (q): S2	(Qp11*Cpe37*CsCd1) * Lsys1	0.00	[kN/m]
q64	Interne druk; Verdeelde element belasting (q)	(Cpi6*Qp11) * Lsys1	0.44	[kN/m]
Cpe38	Zadeldak; Druk coefficient (Cpe): S2	NEN-EN1991-1-4#7.2(Dak=Zadeldak,Zone=J,Hoek=29.36,Eerst=False)	0.00	
q65	Zadeldak; Verdeelde element belasting (q): S2	(Qp12*Cpe38*CsCd1) * Lsys1	0.00	[kN/m]
q66	Interne druk; Verdeelde element belasting (q)	(Cpi6*Qp12) * Lsys1	0.45	[kN/m]
q67	Zadeldak; Verdeelde element belasting (q): S2	(Qp12*Cpe37*CsCd1) * Lsys1	0.00	[kN/m]
Cpe39	Zadeldak; Druk coefficient (Cpe): S3	NEN-EN1991-1-4#7.2(Dak=Zadeldak,Zone=G,Hoek=28.81,Eerst=False)	0.66	
q68	Zadeldak; Verdeelde element belasting (q): S3	(Qp11*Cpe39*CsCd1) * Lsys1	1.46	[kN/m]
Cpe40	Zadeldak; Druk coefficient (Cpe): S3	NEN-EN1991-1-4#7.2(Dak=Zadeldak,Zone=H,Hoek=28.81,Eerst=False)	0.38	
q69	Zadeldak; Verdeelde element belasting (q): S3	(Qp11*Cpe40*CsCd1) * Lsys1	0.85	[kN/m]
q70	Zadeldak; Verdeelde element belasting (q): S3	(Qp12*Cpe40*CsCd1) * Lsys1	0.87	[kN/m]
Cpe41	Vertikale wand; Druk coefficient (Cpe): S6,S7,S8,S9	NEN-EN1991-1-4#7.2(Dak=Wand,Zone=E,hd=1.12,Eerst=False)	-0.51	
q71	Vertikale wand; Verdeelde element belasting (q): S6,S7,S8,S9	(Qp11*Cpe41*CsCd1) * Lsys1	-1.12	[kN/m]
Cpe42	Vertikale wand; Druk coefficient (Cpe): S6,S7,S8,S9	NEN-EN1991-1-4#7.2(Dak=Wand,Zone=D,hd=1.12,Eerst=False)	0.80	
C7	Vertikale wand; Druk coefficient (Cpe) incl. correlatiefactor: S6,S7,S8,S9	(Cpe42-Cpe41) * C1	1.11	

Index	Omschrijving	Berekening	Waarde	Eenheden
q72	Vertikale wand; Verdeelde element belasting (q): S6,S7,S8,S9	(Qp11*(Cpe42-C7)*CsCd1) * Lsys1	-0.69	[kN/m]
q73	Vertikale wand; Verdeelde element belasting (q): S6,S7,S8,S9	(Qp11*(Cpe41+C7)*CsCd1) * Lsys1	1.34	[kN/m]
q74	Vertikale wand; Verdeelde element belasting (q): S8,S9	(Qp11*Cpe42*CsCd1) * Lsys1	1.77	[kN/m]
LR9 (Vertikale wand; Verdeelde element belasting (q): S8,S9)				
	Windbelasting van Rechts + Onderdruk	NEN-EN1991-1-4:2011/NB:2011		
A7	Belast oppervlak (A)	32.96	32.96	[m²]
Cpe43	Uitwendige druk; Druk coefficient (Cpe)	NEN-EN1991-1-4#7.2(Dak=Wand,Zone=E,hd=1.12)	-0.51	
Cpi7	Interne druk; Druk coefficient (Cpi)	EN1991-1-4#7.2.9(Cpe=Cpe43,Openingen=0.00,Over=False)	-0.30	
Z14	z=b; (b	9.60	9.60	[m]
Qp13	Pieksnelheids druk (Qp voor referentieperiode 50)	NEN-EN1991-1-4#4(Z=Z14,Terrein=Cat1,Regio=Region1,C0=Co1)	0.69	[kN/m²]
Z15	z=h; (b	10.30	10.30	[m]
Qp14	Pieksnelheids druk (Qp voor referentieperiode 50)	NEN-EN1991-1-4#4(Z=Z15,Terrein=Cat1,Regio=Region1,C0=Co1)	0.71	[kN/m²]
Cpe44	Zadeldak; Druk coefficient (Cpe): S2	NEN-EN1991-1-4#7.2(Dak=Zadeldak,Zone=I,Hoek=29.36)	-0.40	
q75	Zadeldak; Verdeelde element belasting (q): S2	(Qp13*Cpe44*CsCd1) * Lsys1	-0.89	[kN/m]
q76	Interne druk; Verdeelde element belasting (q)	(Cpi7*Qp13) * Lsys1	-0.66	[kN/m]
Cpe45	Zadeldak; Druk coefficient (Cpe): S2	NEN-EN1991-1-4#7.2(Dak=Zadeldak,Zone=J,Hoek=29.36)	-0.52	
q77	Zadeldak; Verdeelde element belasting (q): S2	(Qp14*Cpe45*CsCd1) * Lsys1	-1.18	[kN/m]
q78	Interne druk; Verdeelde element belasting (q)	(Cpi7*Qp14) * Lsys1	-0.68	[kN/m]
q79	Zadeldak; Verdeelde element belasting (q): S2	(Qp14*Cpe44*CsCd1) * Lsys1	-0.91	[kN/m]
Cpe46	Zadeldak; Druk coefficient (Cpe): S3	NEN-EN1991-1-4#7.2(Dak=Zadeldak,Zone=G,Hoek=28.81)	-0.52	
q80	Zadeldak; Verdeelde element belasting (q): S3	(Qp13*Cpe46*CsCd1) * Lsys1	-1.16	[kN/m]
Cpe47	Zadeldak; Druk coefficient (Cpe): S3	NEN-EN1991-1-4#7.2(Dak=Zadeldak,Zone=H,Hoek=28.81)	-0.21	
q81	Zadeldak; Verdeelde element belasting (q): S3	(Qp13*Cpe47*CsCd1) * Lsys1	-0.46	[kN/m]
q82	Zadeldak; Verdeelde element belasting (q): S3	(Qp14*Cpe47*CsCd1) * Lsys1	-0.47	[kN/m]
Cpe48	Vertikale wand; Druk coefficient (Cpe): S6,S7,S8,S9	NEN-EN1991-1-4#7.2(Dak=Wand,Zone=E,hd=1.12)	-0.51	
q83	Vertikale wand; Verdeelde element belasting (q): S6,S7,S8,S9	(Qp13*Cpe48*CsCd1) * Lsys1	-1.12	[kN/m]
Cpe49	Vertikale wand; Druk coefficient (Cpe): S6,S7,S8,S9	NEN-EN1991-1-4#7.2(Dak=Wand,Zone=D,hd=1.12)	0.80	
C8	Vertikale wand; Druk coefficient (Cpe) incl. correlatiefactor: S6,S7,S8,S9	(Cpe49-Cpe48) * C1	1.11	
q84	Vertikale wand; Verdeelde element belasting (q): S6,S7,S8,S9	(Qp13*(Cpe49-C8)*CsCd1) * Lsys1	-0.69	[kN/m]
q85	Vertikale wand; Verdeelde element belasting (q): S6,S7,S8,S9	(Qp13*(Cpe48+C8)*CsCd1) * Lsys1	1.34	[kN/m]
q86	Vertikale wand; Verdeelde element belasting (q): S8,S9	(Qp13*Cpe49*CsCd1) * Lsys1	1.77	[kN/m]
LR10 (Vertikale wand; Verdeelde element belasting (q): S8,S9)				
	Windbelasting van Rechts + Onderdruk (2e Cpe)	NEN-EN1991-1-4:2011/NB:2011		
A8	Belast oppervlak (A)	32.96	32.96	[m²]
Cpe50	Uitwendige druk; Druk coefficient (Cpe)	NEN-EN1991-1-4#7.2(Dak=Wand,Zone=E,hd=1.12)	-0.51	
Cpi8	Interne druk; Druk coefficient (Cpi)	EN1991-1-4#7.2.9(Cpe=Cpe50,Openingen=0.00,Over=False)	-0.30	

Index	Omschrijving	Berekening	Waarde	Eenheden
Z16	z=b; (b	9.60	9.60	[m]
Qp15	Pieksnelheids druk (Qp voor referentieperiode 50)	NEN-EN1991-1-4#4(Z=Z16,Terrein=Cat1,Regio=Region1,C0=Co1)	0.69	[kN/m²]
Z17	z=h; (b	10.30	10.30	[m]
Qp16	Pieksnelheids druk (Qp voor referentieperiode 50)	NEN-EN1991-1-4#4(Z=Z17,Terrein=Cat1,Regio=Region1,C0=Co1)	0.71	[kN/m²]
Cpe51	Zadeldak; Druk coefficient (Cpe): S2	NEN-EN1991-1-4#7.2(Dak=Zadeldak,Zone=I,Hoek=29.36,Eerst=False)	0.00	
q87	Zadeldak; Verdeelde element belasting (q): S2	(Qp15*Cpe51*CsCd1) * Lsys1	0.00	[kN/m]
q88	Interne druk; Verdeelde element belasting (q)	(Cpi8*Qp15) * Lsys1	-0.66	[kN/m]
Cpe52	Zadeldak; Druk coefficient (Cpe): S2	NEN-EN1991-1-4#7.2(Dak=Zadeldak,Zone=J,Hoek=29.36,Eerst=False)	0.00	
q89	Zadeldak; Verdeelde element belasting (q): S2	(Qp16*Cpe52*CsCd1) * Lsys1	0.00	[kN/m]
q90	Interne druk; Verdeelde element belasting (q)	(Cpi8*Qp16) * Lsys1	-0.68	[kN/m]
q91	Zadeldak; Verdeelde element belasting (q): S2	(Qp16*Cpe51*CsCd1) * Lsys1	0.00	[kN/m]
Cpe53	Zadeldak; Druk coefficient (Cpe): S3	NEN-EN1991-1-4#7.2(Dak=Zadeldak,Zone=G,Hoek=28.81,Eerst=False)	0.66	
q92	Zadeldak; Verdeelde element belasting (q): S3	(Qp15*Cpe53*CsCd1) * Lsys1	1.46	[kN/m]
Cpe54	Zadeldak; Druk coefficient (Cpe): S3	NEN-EN1991-1-4#7.2(Dak=Zadeldak,Zone=H,Hoek=28.81,Eerst=False)	0.38	
q93	Zadeldak; Verdeelde element belasting (q): S3	(Qp15*Cpe54*CsCd1) * Lsys1	0.85	[kN/m]
q94	Zadeldak; Verdeelde element belasting (q): S3	(Qp16*Cpe54*CsCd1) * Lsys1	0.87	[kN/m]
Cpe55	Vertikale wand; Druk coefficient (Cpe): S6,S7,S8,S9	NEN-EN1991-1-4#7.2(Dak=Wand,Zone=E,hd=1.12,Eerst=False)	-0.51	
q95	Vertikale wand; Verdeelde element belasting (q): S6,S7,S8,S9	(Qp15*Cpe55*CsCd1) * Lsys1	-1.12	[kN/m]
Cpe56	Vertikale wand; Druk coefficient (Cpe): S6,S7,S8,S9	NEN-EN1991-1-4#7.2(Dak=Wand,Zone=D,hd=1.12,Eerst=False)	0.80	
C9	Vertikale wand; Druk coefficient (Cpe) incl. correlatiefactor: S6,S7,S8,S9	(Cpe56-Cpe55) * C1	1.11	
q96	Vertikale wand; Verdeelde element belasting (q): S6,S7,S8,S9	(Qp15*(Cpe56-C9)*CsCd1) * Lsys1	-0.69	[kN/m]
q97	Vertikale wand; Verdeelde element belasting (q): S6,S7,S8,S9	(Qp15*(Cpe55+C9)*CsCd1) * Lsys1	1.34	[kN/m]
q98	Vertikale wand; Verdeelde element belasting (q): S8,S9	(Qp15*Cpe56*CsCd1) * Lsys1	1.77	[kN/m]
LR11 (Verdeelde element belasting (q))				
	Sneeuwbelasting	NEN-EN1991-1-3:2011/NB:2011		
Sk1	Karakteristiek waarde van de sneeuwlast op de grond (Sk)	NEN-EN1991-1-3#4.1(Zone=1)	0.70	[kN/m²]
Ce1	De milieucoefficient (Ce)	NEN-EN1991-1-3#5.2.7()	1.00	
Ct1	De thermische coefficient (Ct)	NEN-EN1991-1-3#5.2.8()	1.00	
	Zadeldak, Mu1 Hoek: 29.36; S2,S3			
Mu1	Mu1; Sneeuwbelasting coefficient (Mu)	EN1991-1-3#5.3(Dak=Hellend,Hoek=29.36,Mu=Mu1,Sk=Sk1)	0.80	
q99	Verdeelde element belasting (q)	(Sk1*Ce1*Ct1*Mu1) * Lsys1	1.79	[kN/m]
q100	Verdeelde element belasting (q)	q99*0.50	0.90	[kN/m]

B.G.1: Permanent

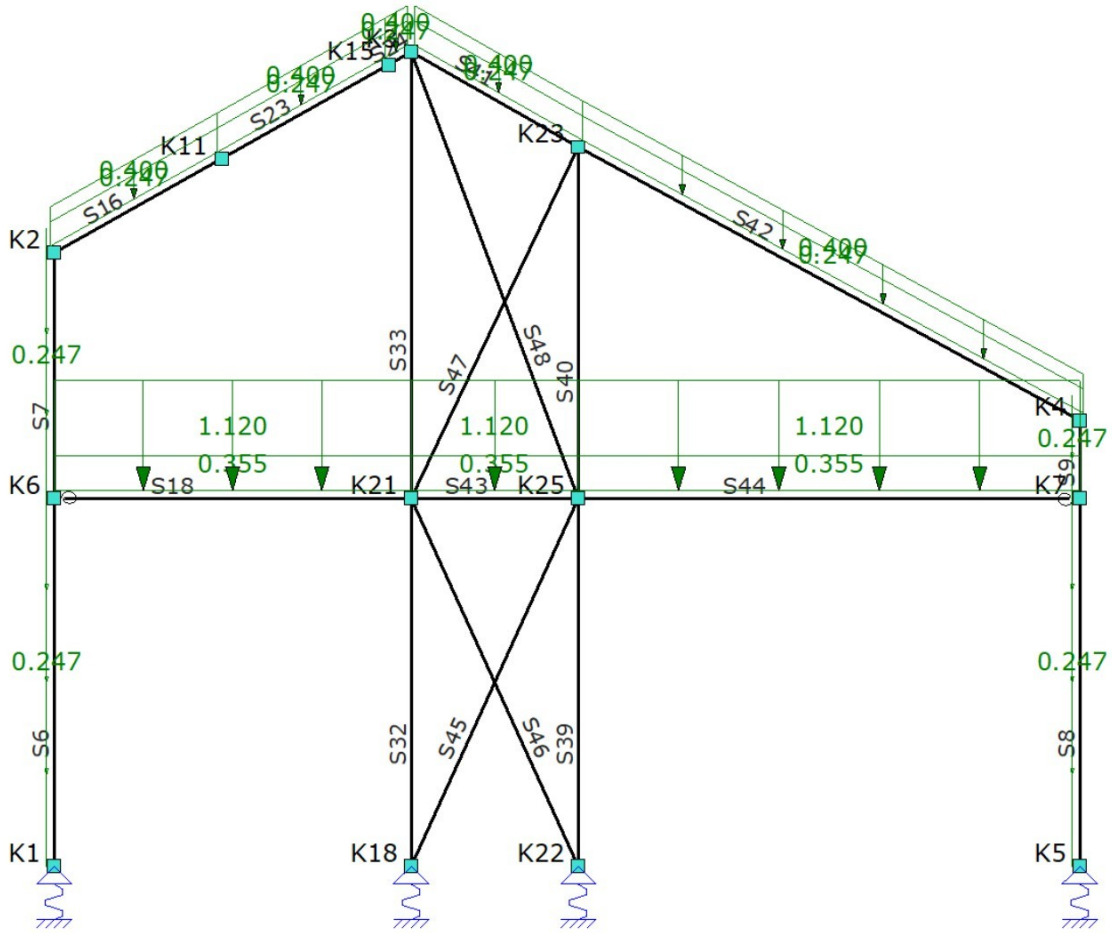

B.G.1: PERMANENT

Type	Beginwaarde	Eindwaarde	Beginafstand	Eindafstand	Richting	Staaf of knoop	Omschrijving
qG	1.000	1.000	0.000	L	Z'	S6-S9,S16,S18,S23-S24,S41-S44	
q	1.120	1.120	0.000	L	Z'	S18,S43-S44	
q	0.400	0.400	0.000	L	Z'	S16,S23-S24,S41-S42	
Som lasten		**Z: 22.717 Yr: -0.387**					
			m	**m**			

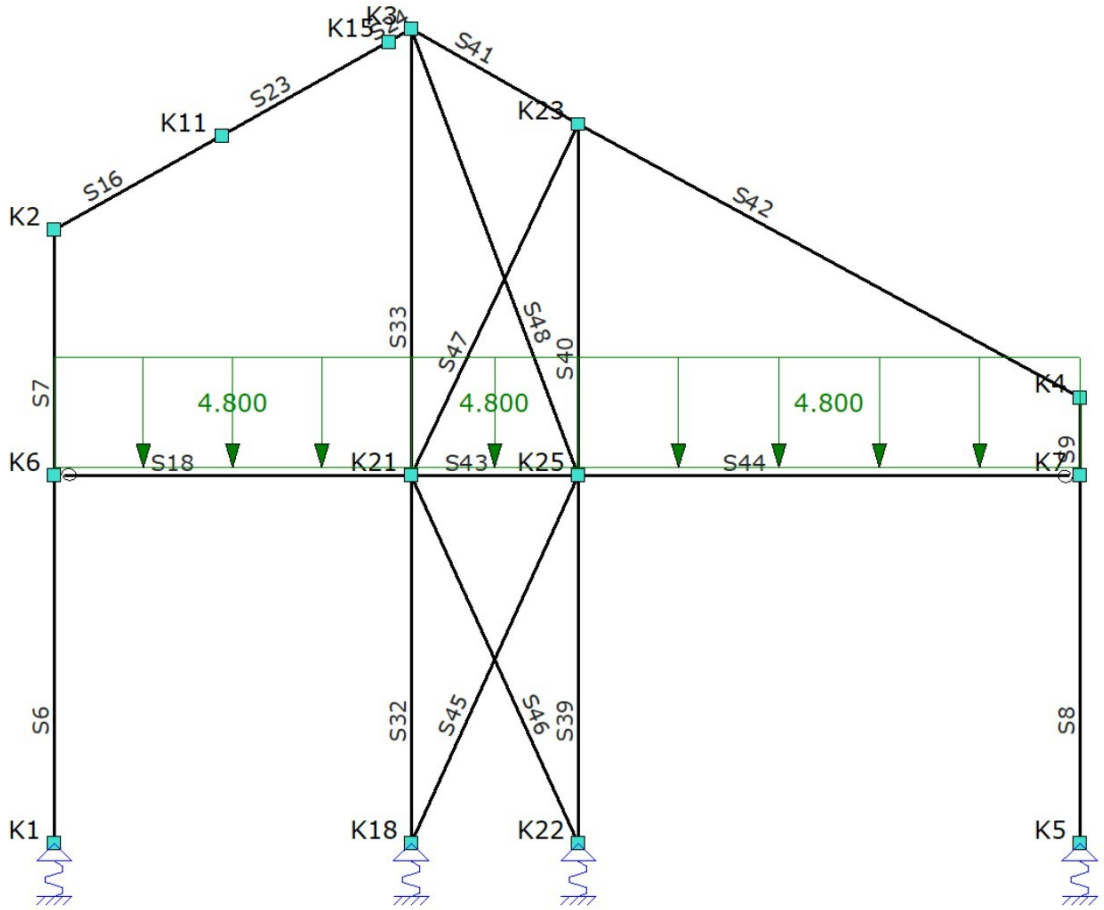

B.G.2: VERDEELDE VERANDERLIJKE BELASTING

Type	Beginwaarde	Eindwaarde	Beginafstand	Eindafstand	Richting	Staaf of knoop	Omschrijving
q	4.800	4.800	0.000	L	Z"	S18,S43-S44	
Som lasten		**Z: 44.160 Yr: -1.260**					
			m	**m**			

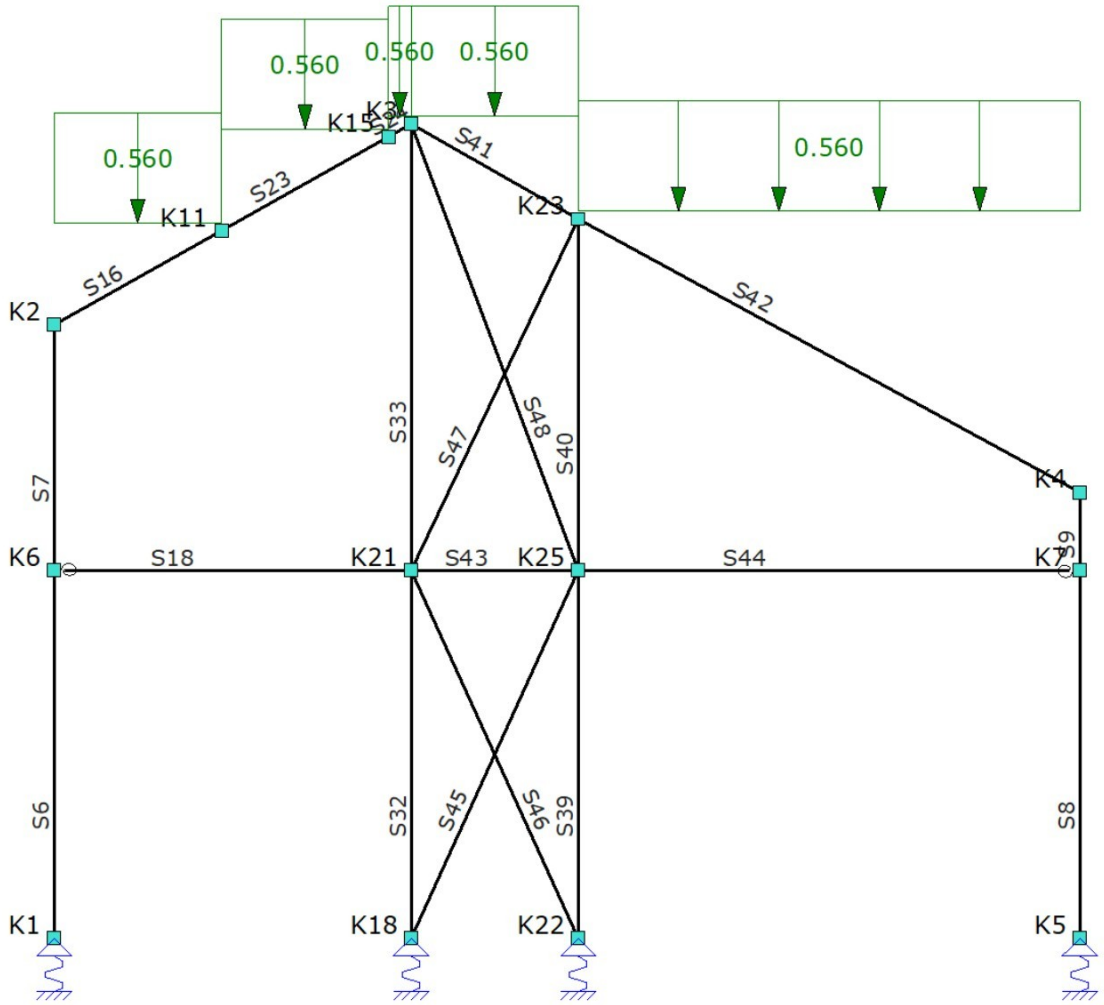

B.G.3: SNEEUWBELASTING

Type	Beginwaarde	Eindwaarde	Beginafstand	Eindafstand	Richting	Staaf of knoop	Omschrijving
q	0.560	0.560	0.000	L	Z	S16,S23-S24,S41-S42	
Som lasten		**Z: 5.152 Yr: -0.000**					
			m	**m**			

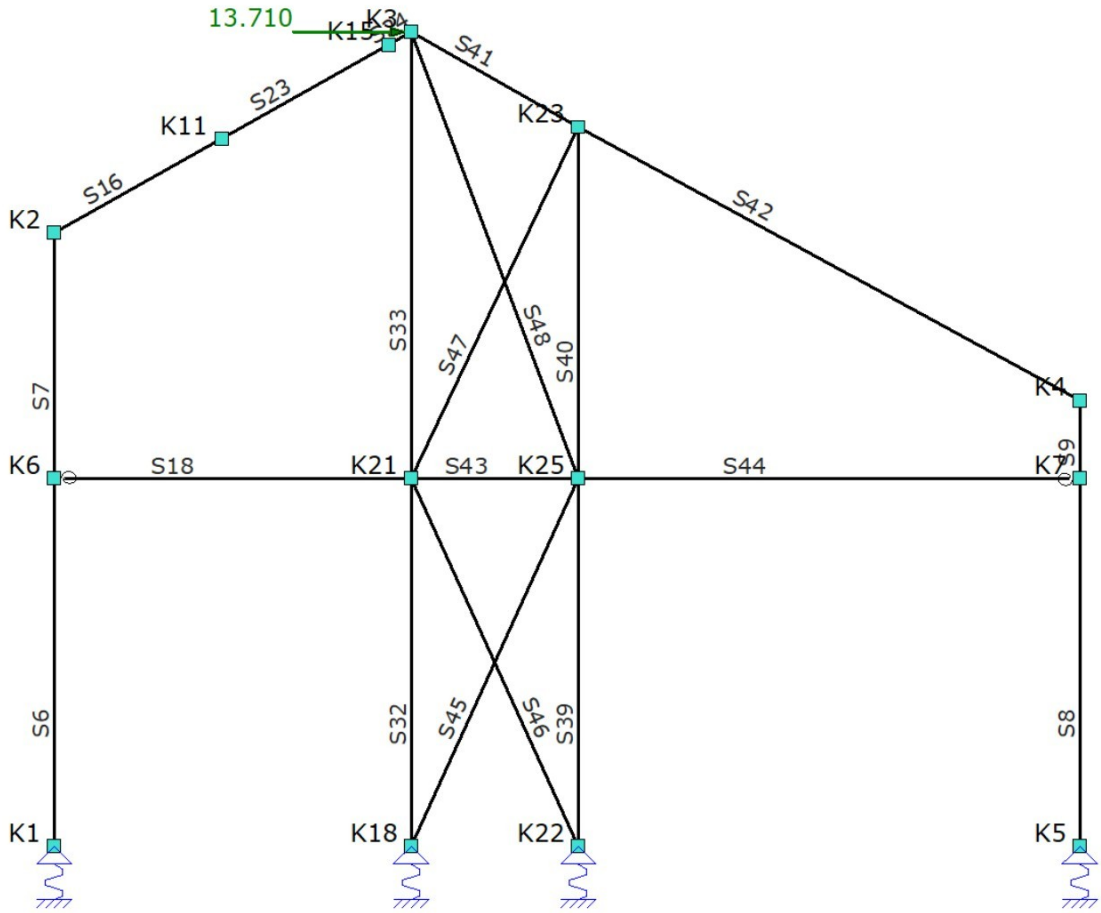

B.G.4: WINDBELASTING LINKS

Type	Beginwaarde	Eindwaarde	Beginafstand	Eindafstand	Richting	Staaf of knoop	Omschrijving
N	13.710				X	K3	
Som lasten		**X: 13.710**					
			m	**m**			

B.G.5: Windbelasting rechts

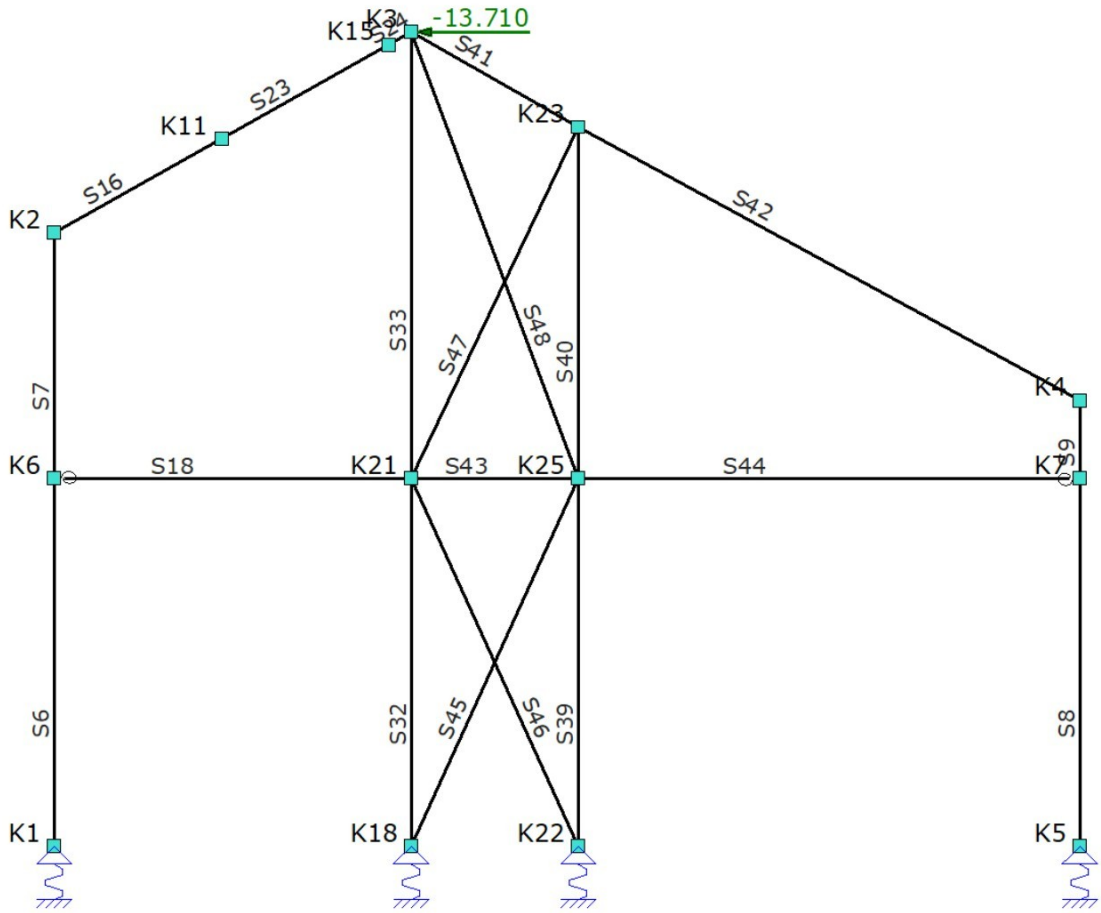

B.G.5: WINDBELASTING RECHTS

Type	Beginwaarde	Eindwaarde	Beginafstand	Eindafstand	Richting	Staaf of knoop	Omschrijving
N	-13.710				X	K3	
Som lasten		**X: -13.710**					
			m	**m**			

BELASTINGSCOMBINATIES

Fundamenteel

B.G.	Omschrijving	Fu.C.1	Fu.C.2	Fu.C.3	Fu.C.4	Fu.C.5
B.G.1	Permanent	1.20	1.20	1.20	1.20	1.35
B.G.2	Verdeelde veranderlijk…	1.50	1.50	1.50	1.50	1.50
B.G.3	Sneeuwbelasting		1.50			
B.G.4	Windbelasting links			1.50		
B.G.5	Windbelasting rechts				1.50	

Fu.C. Omhullende Momenten (My)

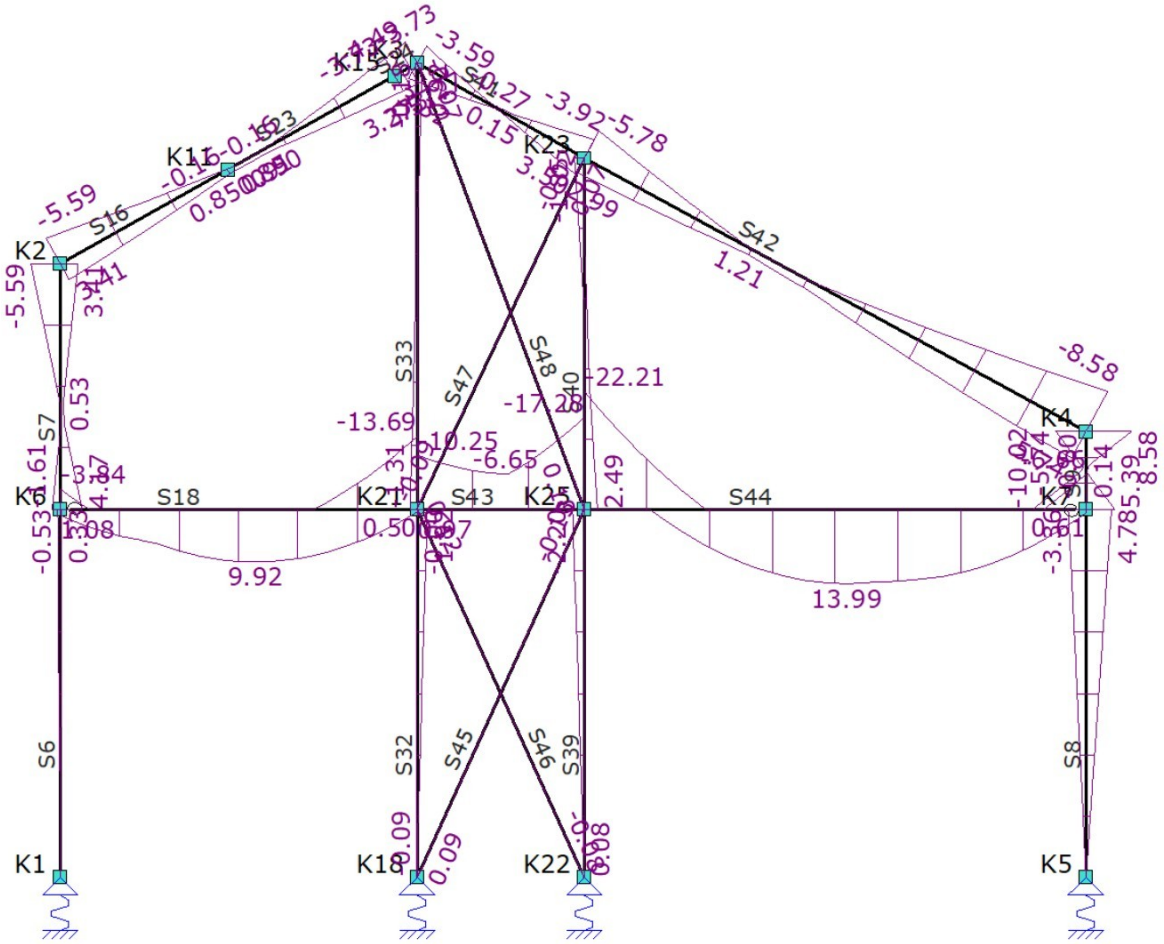

Fu.C. Omhullende Dwarskracht (Vz)

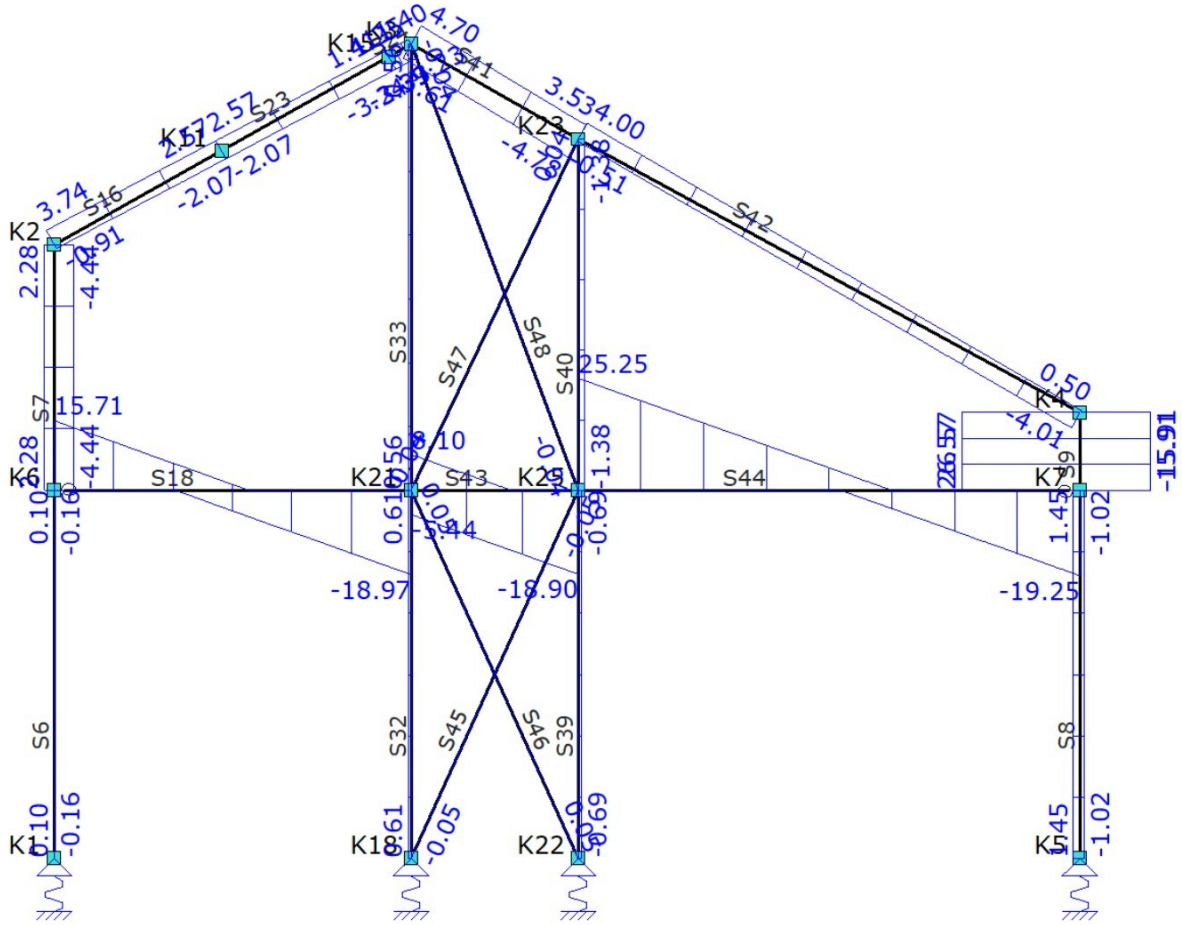

Fu.C. Omhullende Normaalkracht (Nx)

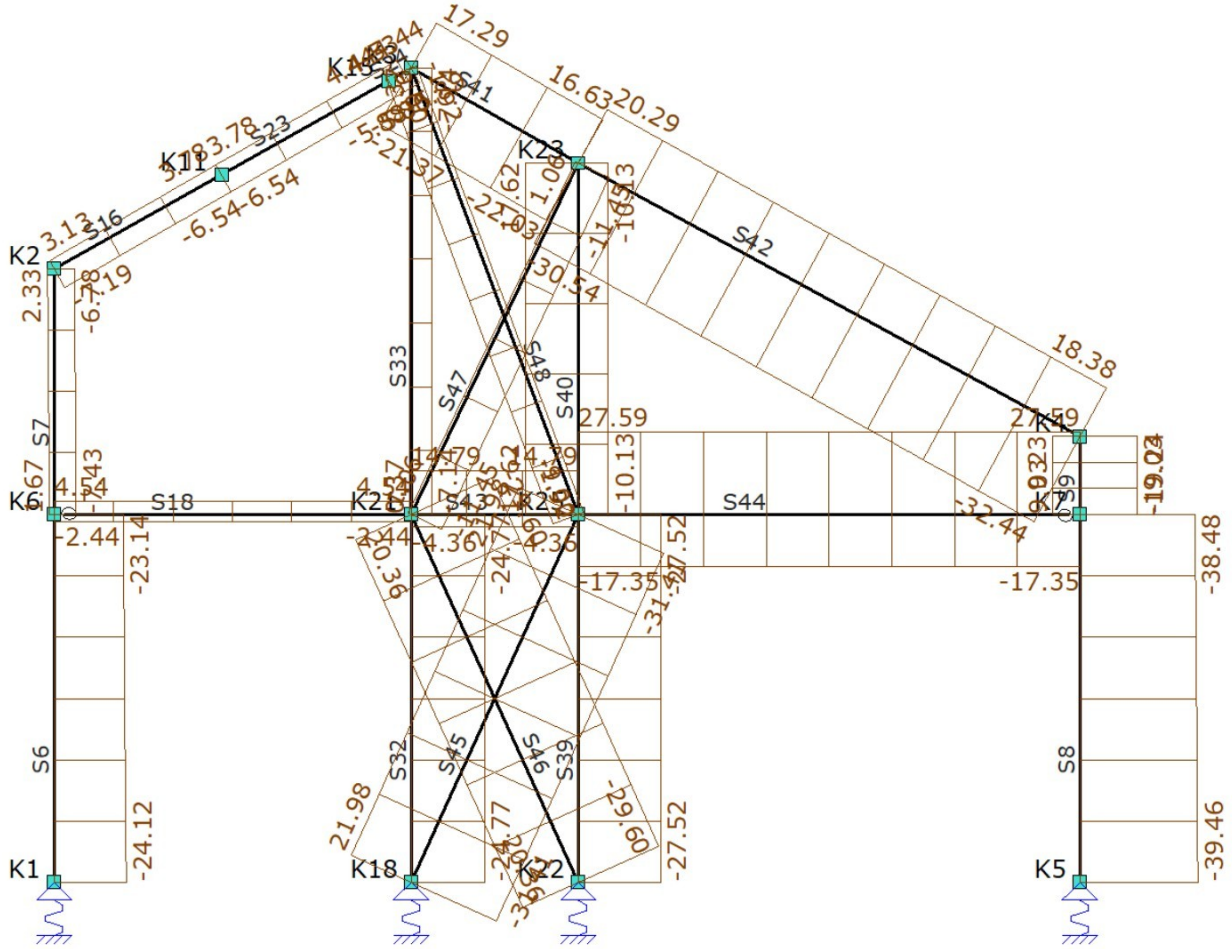

EXTREME STAAFKRACHTEN

Staaf	Veld	B.C.	M_b	M_{max}	xM_{max}	M_e	xM0	xM0	T/D	N_{max}	V_b	V_{max}	V_e
Fundamenteel													
S6	Veld 1 (0.000 - 3.300)	Fu.C.3	0.00			**-0.53**			T	-9.04	**-0.16**	**-0.16**	**-0.16**
	Veld 1 (0.000 - 3.300)	Fu.C.4	0.00			**0.33**			T	**-24.12**	**0.10**	**0.10**	**0.10**
S7	Veld 1 (0.000 - 2.200)	Fu.C.3	**-1.61**			**3.41**	0.705		D	**2.33**	**2.28**	**2.28**	**2.28**
	Veld 1 (0.000 - 2.200)	Fu.C.4	**4.17**			**-5.59**	0.940		T	**-7.43**	**-4.44**	**-4.44**	**-4.44**
S8	Veld 1 (0.000 - 3.300)	Fu.C.3	0.00			**-3.36**			T	**-39.46**	**-1.02**	**-1.02**	**-1.02**
	Veld 1 (0.000 - 3.300)	Fu.C.4	0.00			**4.78**			T	-7.06	**1.45**	**1.45**	**1.45**
S9	Veld 1 (0.000 - 0.700)	Fu.C.3	**-10.02**			**8.58**	0.377		T	**-19.24**	**26.57**	**26.57**	**26.57**
	Veld 1 (0.000 - 0.700)	Fu.C.4	**5.39**			**-5.74**	0.339		D	**9.23**	**-15.91**	**-15.91**	**-15.91**
S16	Veld 1 (0.000 - 1.721)	Fu.C.2	-1.74			**0.85**	0.832		T	-3.18	2.64	2.64	0.38
	Veld 1 (0.000 - 1.721)	Fu.C.3	**3.41**			0.84			D	**3.78**	**-0.91**	**-2.07**	**-2.07**
	Veld 1 (0.000 - 1.721)	Fu.C.4	**-5.59**			**-0.16**			T	**-7.19**	**3.74**	**3.74**	**2.57**
S18	Veld 1 (0.000 - 3.200)	Fu.C.3	**1.08**	6.36	1.085	**-13.69**	2.276		T	**-2.44**	9.74	**-18.97**	**-18.97**
	Veld 1 (0.000 - 3.200)	Fu.C.4	**-3.84**	**9.92**	1.751	**0.50**	0.264		D	**4.54**	**15.71**	**15.71**	-13.00
S23	Veld 1 (0.000 - 1.721)	Fu.C.2	**0.85**	**0.91**	0.286	-0.45	1.461		T	-1.90	0.38	-1.89	-1.89
	Veld 1 (0.000 - 1.721)	Fu.C.3	0.84			**-3.73**	0.382		D	**4.44**	**-2.07**	**-3.24**	**-3.24**
	Veld 1 (0.000 - 1.721)	Fu.C.4	**-0.16**			**3.27**	0.063		T	**-6.54**	**2.57**	**2.57**	**1.41**
S24	Veld 1 (0.000 - 0.230)	Fu.C.3	**-3.73**			**-4.49**			D	**4.53**	**-3.23**	**-3.39**	**-3.39**
	m		**kNm**	**kNm**	**m**	**kNm**	**m**	**m**		**kN**	**kN**	**kN**	**kN**

Staaf	Veld	B.C.	M_b	M_{max}	xM_{max}	M_e	xM0	xM0	T/D	N_{max}	V_b	V_{max}	V_e
	Veld 1 (0.000 - 0.230)	Fu.C.4	**3.27**			**3.57**			T	**-5.89**	**1.40**	**1.40**	**1.25**
S32	Veld 1 (0.000 - 3.300)	Fu.C.3	**-0.09**			**1.92**	0.145		T	-17.64	**0.61**	**0.61**	**0.61**
	Veld 1 (0.000 - 3.300)	Fu.C.4	-0.06			**-0.00**			T	**-24.77**	0.02	0.02	0.02
S33	Veld 1 (0.000 - 4.000)	Fu.C.3	**-1.31**			**0.92**	2.351		T	**-7.14**	**0.56**	**0.56**	**0.56**
	Veld 1 (0.000 - 4.000)	Fu.C.4	-0.42			**-0.18**			D	**0.37**	0.06	0.06	0.06
S39	Veld 1 (0.000 - 3.300)	Fu.C.4	**0.08**			**-2.20**	0.112		T	**-27.52**	**-0.69**	**-0.69**	**-0.69**
S40	Veld 1 (0.000 - 3.150)	Fu.C.3	1.89			-0.57	2.418		D	**17.62**	-0.78	-0.78	-0.78
	Veld 1 (0.000 - 3.150)	Fu.C.4	**2.49**			**-1.85**	1.808		T	**-10.13**	**-1.38**	**-1.38**	**-1.38**
S41	Veld 1 (0.000 - 1.724)	Fu.C.1	-0.14	**0.08**	0.801	-0.21	0.323	1.280	T	-2.70	0.54	-0.62	-0.62
	Veld 1 (0.000 - 1.724)	Fu.C.2	-0.44	**-0.24**	0.545	-1.15			T	-3.69	0.71	-1.55	-1.55
	Veld 1 (0.000 - 1.724)	Fu.C.3	**-3.59**			**3.50**	0.813		T	**-22.03**	**4.70**	**4.70**	**3.53**
	Veld 1 (0.000 - 1.724)	Fu.C.4	**3.32**			**-3.92**	0.850		D	**17.29**	**-3.61**	**-4.78**	**-4.78**
S42	Veld 1 (0.000 - 5.124)	Fu.C.2	-2.75	**1.76**	2.606	-2.45	0.978	4.234	T	-9.10	3.46	3.46	-3.35
	Veld 1 (0.000 - 5.124)	Fu.C.3	**2.99**			**-8.58**	2.304		T	**-32.44**	**-0.51**	**-4.01**	**-4.01**
	Veld 1 (0.000 - 5.124)	Fu.C.4	**-5.78**			**5.74**	1.692		D	**20.29**	**4.00**	**4.00**	**0.50**
S43	Veld 1 (0.000 - 1.500)	Fu.C.3	**-10.25**	**-6.60**	0.903	-8.20			D	**14.79**	**8.10**	**8.10**	-5.36
	Veld 1 (0.000 - 1.500)	Fu.C.4	**0.97**			**-17.28**	0.158		T	**-4.36**	**-5.44**	**-18.90**	**-18.90**
S44	Veld 1 (0.000 - 4.500)	Fu.C.3	-10.87	**13.99**	2.354	**-6.66**	0.588	4.120	D	**27.59**	21.12	21.12	**-19.25**
	Veld 1 (0.000 - 4.500)	Fu.C.4	**-22.21**	13.34	2.815	**0.61**	1.091		T	**-17.35**	**25.25**	**25.25**	-15.11
S45	Veld 1 (0.000 - 3.625)	Fu.C.3	**0.09**			-0.08	1.910		D	**21.98**	-0.05	-0.05	-0.05
	Veld 1 (0.000 - 3.625)	Fu.C.4	0.06			**-0.13**	1.092		T	**-31.41**	**-0.05**	**-0.05**	**-0.05**
S46	Veld 1 (0.000 - 3.625)	Fu.C.3	-0.07			**0.12**	1.288		T	**-29.60**	**0.05**	**0.05**	**0.05**
	Veld 1 (0.000 - 3.625)	Fu.C.4	**-0.08**			0.04	2.367		D	**20.36**	0.03	0.03	0.03
S47	Veld 1 (0.000 - 3.489)	Fu.C.3	**-0.09**			**0.07**	1.990		T	**-11.45**	**0.04**	**0.04**	**0.04**
	Veld 1 (0.000 - 3.489)	Fu.C.4	-0.02			**-0.02**			D	**1.06**	0.00	0.00	0.00
S48	Veld 1 (0.000 - 4.272)	Fu.C.3	0.07			-0.02	3.293		D	**9.00**	-0.02	-0.02	-0.02
	Veld 1 (0.000 - 4.272)	Fu.C.4	**0.10**			**-0.07**	2.507		T	**-1.92**	**-0.04**	**-0.04**	**-0.04**
	m		**kNm**	**kNm**	**m**	**kNm**	**m**	**m**		**kN**	**kN**	**kN**	**kN**

EXTREME OPLEGREACTIES

Oplegging	Positie	B.C.	X_{max}	Z	Yr	B.C.	X	Z_{max}	Yr	B.C.	X	Z	Yr_{max}
Fundamenteel													
O1	K1	Fu.C.3	**0.16**	-9.04	0.00								
		Fu.C.4	**-0.10**	-24.12	0.00	Fu.C.4	-0.10	**-24.12**	0.00				
O2	K5	Fu.C.3	**1.02**	-39.46	0.00								
		Fu.C.4	**-1.45**	-7.06	0.00	Fu.C.3	1.02	**-39.46**	0.00				
O3	K18	Fu.C.4	**13.03**	-53.34	0.00	Fu.C.3	-9.66	**2.38**	0.00				
		Fu.C.3	**-9.66**	2.38	0.00	Fu.C.4	13.03	**-53.34**	0.00				
O4	K22	Fu.C.4	**9.09**	-8.98	0.00								
		Fu.C.3	**-12.08**	-47.38	0.00	Fu.C.3	-12.08	**-47.38**	0.00				
Globale extreme waarden													
O3	K18	Fu.C.4	**13.03**	-53.34	0.00	Fu.C.3	-9.66	**2.38**	0.00				
O4	K22	Fu.C.3	**-12.08**	-47.38	0.00								
O3	K18					Fu.C.4	13.03	**-53.34**	0.00				
			kN	**kN**	**kNm**		**kN**	**kN**	**kNm**		**kN**	**kN**	**kNm**

EXTREME DOORBUIGINGEN

Staaf	Veld	B.C.	Knoop Begin		Staaf				Knoop Eind	
			X	Z	Z'afst	Z'	Z' glb dist	Z' glb	X	Z
Karakteristiek										
S6	Veld 1 (0.000 - 3.300)	Ka.C.3	-0.3	0.0	1.905	**-0.1**	3.300	4.0	-0.3	4.0
	Veld 1 (0.000 - 3.300)	Ka.C.4	-0.7	0.0	1.905	**0.1**	3.300	-3.7	-0.8	-3.7
S7	Veld 1 (0.000 - 2.200)	Ka.C.3	-0.3	4.0	1.451	**0.2**	2.200	7.1	-0.3	7.1
	Veld 1 (0.000 - 2.200)	Ka.C.4	-0.8	-3.7	1.592	**-0.2**	2.200	-7.2	-0.8	-7.2
S8	Veld 1 (0.000 - 3.300)	Ka.C.3	-1.1	0.0	1.905	**-0.7**	3.300	4.1	-1.2	4.1
	Veld 1 (0.000 - 3.300)	Ka.C.4	-0.2	0.0	1.905	**1.0**	3.300	-3.8	-0.3	-3.8
S9	Veld 1 (0.000 - 0.700)	Ka.C.(w1)	-0.3	0.0	0.420	**0.0**	0.700	-0.1	-0.3	-0.1
	Veld 1 (0.000 - 0.700)	Ka.C.3	-1.2	4.1	0.169	**-0.0**	0.700	6.1	-1.3	6.1
S16	Veld 1 (0.000 - 1.721)		6.0	3.7	0.794	**0.3**	0.941	4.1	6.0	3.9
	m		**mm**	**mm**	**m**	**mm**	**m**	**mm**	**mm**	**mm**

Staaf	Veld	B.C.	Knoop Begin			Staaf			Knoop Eind	
			X	Z	Z'afst	Z'	Z' glb dist	Z' glb	X	Z
	Veld 1 (0.000 - 1.721)	Ka.C.4	-6.6	-2.8	0.715	**-0.3**	0.505	-3.0	-6.6	-2.4
S18	Veld 1 (0.000 - 3.200)		-3.7	0.8	1.653	**1.3**	1.849	2.5	-3.7	1.6
S23	Veld 1 (0.000 - 1.721)	Ka.C.3	6.0	3.9	1.098	**-0.1**	0.000	3.9	6.0	3.4
	Veld 1 (0.000 - 1.721)	Ka.C.4	-6.6	-2.4	0.976	**0.2**	0.000	-2.4	-6.6	-1.8
S32	Veld 1 (0.000 - 3.300)	Ka.C.3	0.0	0.0	1.927	**0.7**	3.300	4.0	-0.1	4.0
S33	Veld 1 (0.000 - 4.000)	Ka.C.4	-1.6	-3.7	1.815	**-0.3**	4.000	-6.7	-1.6	-6.7
S39	Veld 1 (0.000 - 3.300)		-0.3	0.0	1.921	**-0.8**	3.163	-3.7	-0.4	-3.7
S40	Veld 1 (0.000 - 3.150)	Ka.C.3	-1.4	4.1	1.149	**0.5**	3.150	6.2	-1.3	6.2
S41	Veld 1 (0.000 - 1.724)		6.1	-3.4	1.338	**0.1**	0.000	-3.4	6.1	-1.9
	Veld 1 (0.000 - 1.724)	Ka.C.4	-5.1	4.7	1.323	**-0.1**	0.000	4.7	-5.1	3.4
S42	Veld 1 (0.000 - 5.124)	Ka.C.3	6.1	-1.8	3.818	**-1.4**	3.818	-3.2	5.9	-1.8
	Veld 1 (0.000 - 5.124)	Ka.C.4	-5.1	3.3	3.327	**2.3**	3.284	5.4	-5.0	3.0
S43	Veld 1 (0.000 - 1.500)	Ka.C.3	4.0	0.1	0.735	**-0.3**	1.500	1.4	4.1	1.4
S44	Veld 1 (0.000 - 4.500)		4.1	1.4	2.314	**3.4**	2.294	4.7	4.1	1.2
S45	Veld 1 (0.000 - 3.625)		0.0	-0.0	0.839	**0.2**	3.625	4.3	0.4	4.3
	Veld 1 (0.000 - 3.625)	Ka.C.4	-1.3	0.6	2.369	**-0.7**	3.498	-3.2	-1.9	-3.2
S46	Veld 1 (0.000 - 3.625)	Ka.C.3	-1.2	-0.5	2.467	**0.5**	3.625	3.7	-1.7	3.7
	Veld 1 (0.000 - 3.625)	Ka.C.4	-0.3	-0.1	1.162	**-0.3**	3.625	-4.0	0.1	-4.0
S47	Veld 1 (0.000 - 3.489)	Ka.C.2	-0.7	0.5	1.481	**-0.3**	0.000	0.5	-0.9	0.4
S48	Veld 1 (0.000 - 4.272)	Ka.C.3	-2.7	3.3	1.609	**0.6**	4.272	6.5	-2.5	6.5
	m		**mm**	**mm**	**m**	**mm**	**m**	**mm**	**mm**	**mm**

Staaldefinitie

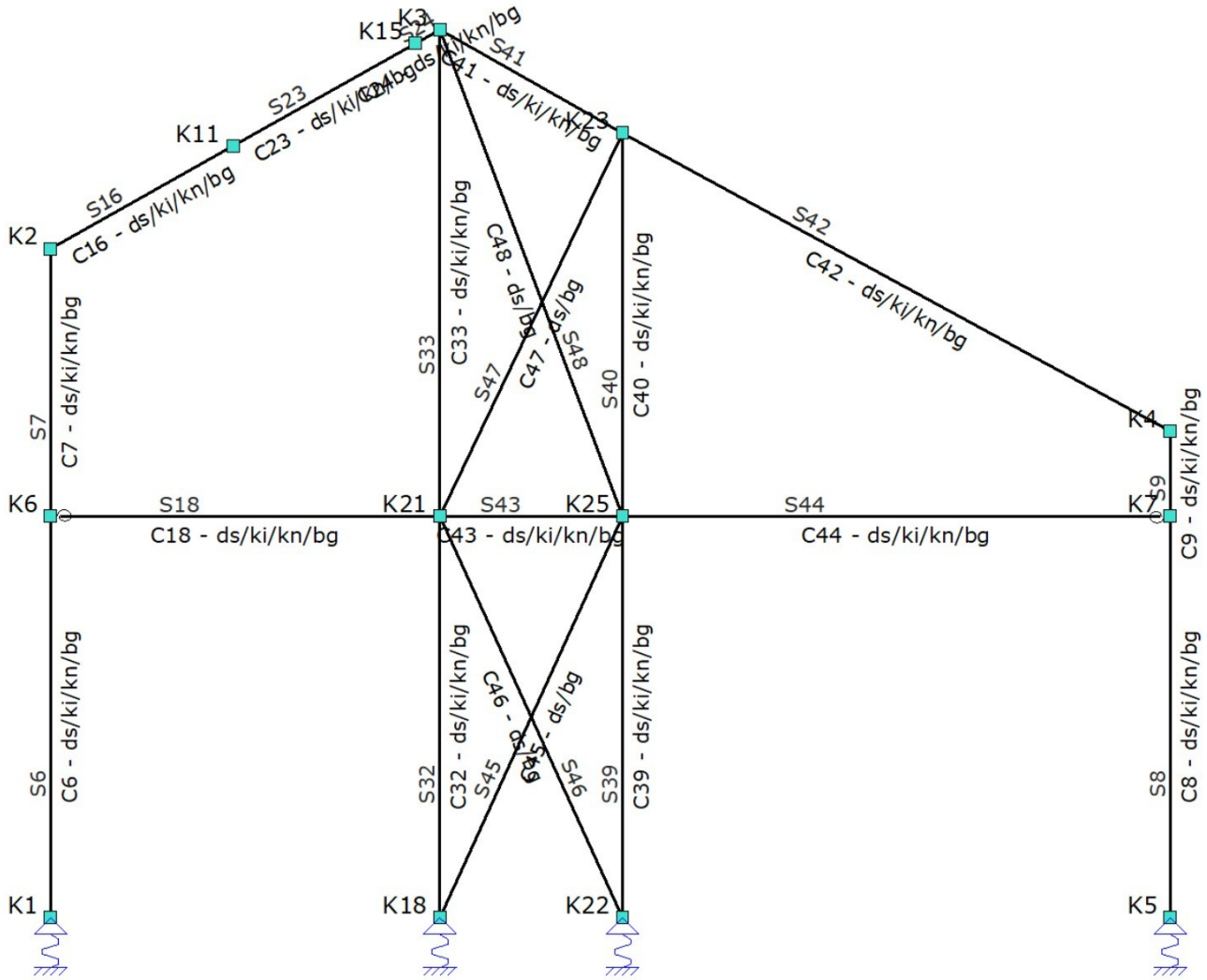

UC'S PER COMBINATIES

C6-V1 (0.000-3.300)

Doorsnede		Stabiliteit		Kip		Buiging & Druk		Doorbuigingstoetsing		Brandwerendheid
Fu.C.1	0.02	Fu.C.1	0.04	Fu.C.1	0.00	Fu.C.1	0.04	Ka.C.1	0.01	
Fu.C.2	0.02	Fu.C.2	0.05	Fu.C.2	0.00	Fu.C.2	0.05	Ka.C.2	0.01	
Fu.C.3	0.01	Fu.C.3	0.02	Fu.C.3	0.01	Fu.C.3	0.04	Ka.C.3	0.37	
Fu.C.4	0.03	Fu.C.4	0.06	Fu.C.4	0.01	Fu.C.4	0.07	Ka.C.4	0.34	
Fu.C.5	0.02	Fu.C.5	0.04	Fu.C.5	0.00	Fu.C.5	0.05			

C7-V1 (0.000-2.200)

Doorsnede		Stabiliteit		Kip		Buiging & Druk		Doorbuigingstoetsing		Brandwerendheid
Fu.C.1	0.03	Fu.C.1	0.01	Fu.C.1	0.00	Fu.C.1	0.04	Ka.C.1	0.03	
Fu.C.2	0.04	Fu.C.2	0.01	Fu.C.2	0.00	Fu.C.2	0.05	Ka.C.2	0.04	
Fu.C.3	0.08	Fu.C.4	0.01	Fu.C.3	0.00	Fu.C.4	0.15	Ka.C.3	0.41	
Fu.C.4	0.14	Fu.C.5	0.01	Fu.C.4	0.00	Fu.C.5	0.04	Ka.C.4	0.47	
Fu.C.5	0.03			Fu.C.5	0.00					

C8-V1 (0.000-3.300)

Doorsnede		Stabiliteit		Kip		Buiging & Druk		Doorbuigingstoetsing		Brandwerendheid
Fu.C.1	0.03	Fu.C.1	0.06	Fu.C.1	0.02	Fu.C.1	0.08	Ka.C.1	0.02	
Fu.C.2	0.03	Fu.C.2	0.06	Fu.C.2	0.02	Fu.C.2	0.09	Ka.C.2	0.01	
Fu.C.3	0.08	Fu.C.3	0.10	Fu.C.3	0.09	Fu.C.3	0.19	Ka.C.3	0.38	

Fu.C.4	0.12	Fu.C.4	0.02	Fu.C.4	0.13	Fu.C.4	0.15	Ka.C.4	0.34
Fu.C.5	0.03	Fu.C.5	0.06	Fu.C.5	0.02	Fu.C.5	0.08		

C9-V1 (0.000-0.700)

Doorsnede		Stabiliteit		Kip		Buiging & Druk		Doorbuigingstoetsing		Brandwerendheid
Fu.C.1	0.06	Fu.C.1	0.01	Fu.C.1	0.00	Fu.C.1	0.05	Ka.C.1	0.03	
Fu.C.2	0.06	Fu.C.2	0.01	Fu.C.2	0.00	Fu.C.2	0.06	Ka.C.2	0.07	
Fu.C.3	0.25	Fu.C.3	0.03	Fu.C.3	0.00	Fu.C.3	0.23	Ka.C.3	0.83	
Fu.C.4	0.14	Fu.C.5	0.01	Fu.C.4	0.00	Fu.C.5	0.05	Ka.C.4	0.89	
Fu.C.5	0.06			Fu.C.5	0.00					

C16-V1 (0.000-1.721)

Doorsnede		Stabiliteit		Kip		Buiging & Druk		Doorbuigingstoetsing		Brandwerendheid
Fu.C.1	0.03	Fu.C.1	0.00	Fu.C.1	0.00	Fu.C.1	0.03	Ka.C.1	0.01	
Fu.C.2	0.04	Fu.C.2	0.01	Fu.C.2	0.00	Fu.C.2	0.05	Ka.C.2	0.00	
Fu.C.3	0.08	Fu.C.4	0.01	Fu.C.3	0.00	Fu.C.4	0.15	Ka.C.3	0.05	
Fu.C.4	0.14	Fu.C.5	0.00	Fu.C.4	0.00	Fu.C.5	0.03	Ka.C.4	0.05	
Fu.C.5	0.03			Fu.C.5	0.00					

C18-V1 (0.000-3.200)

Doorsnede		Stabiliteit		Kip		Buiging & Druk		Doorbuigingstoetsing		Brandwerendheid
Fu.C.1	0.10	Fu.C.3	0.00	Fu.C.1	0.11	Fu.C.3	0.19	Fr.C.1	0.07	
Fu.C.2	0.10			Fu.C.2	0.11			Fr.C.2	0.06	
Fu.C.3	0.18			Fu.C.3	0.19			Fr.C.3	0.05	
Fu.C.4	0.13			Fu.C.4	0.14			Fr.C.4	0.07	
Fu.C.5	0.10			Fu.C.5	0.11			Qu.C.1	0.06	

C23-V1 (0.000-1.721)

Doorsnede		Stabiliteit		Kip		Buiging & Druk		Doorbuigingstoetsing		Brandwerendheid
Fu.C.1	0.01	Fu.C.1	0.00	Fu.C.1	0.00	Fu.C.1	0.01	Ka.C.1	0.01	
Fu.C.2	0.02	Fu.C.2	0.00	Fu.C.2	0.00	Fu.C.2	0.03	Ka.C.2	0.01	
Fu.C.3	0.09	Fu.C.4	0.01	Fu.C.3	0.00	Fu.C.4	0.09	Ka.C.3	0.03	
Fu.C.4	0.08	Fu.C.5	0.00	Fu.C.4	0.00	Fu.C.5	0.01	Ka.C.4	0.04	
Fu.C.5	0.01			Fu.C.5	0.00					

C24-V1 (0.000-0.230)

Doorsnede		Stabiliteit		Kip		Buiging & Druk		Doorbuigingstoetsing		Brandwerendheid
Fu.C.1	0.01	Fu.C.1	0.00	Fu.C.1	0.00	Fu.C.1	0.01	Ka.C.1	0.00	
Fu.C.2	0.02	Fu.C.2	0.00	Fu.C.2	0.00	Fu.C.2	0.02	Ka.C.2	0.00	
Fu.C.3	0.11	Fu.C.4	0.01	Fu.C.3	0.00	Fu.C.4	0.09	Ka.C.3	0.01	
Fu.C.4	0.09	Fu.C.5	0.00	Fu.C.4	0.00	Fu.C.5	0.01	Ka.C.4	0.01	
Fu.C.5	0.01			Fu.C.5	0.00					

C32-V1 (0.000-3.300)

Doorsnede		Stabiliteit		Kip		Buiging & Druk		Doorbuigingstoetsing		Brandwerendheid
Fu.C.1	0.04	Fu.C.1	0.08	Fu.C.1	0.04	Fu.C.1	0.12	Ka.C.1	0.01	
Fu.C.2	0.04	Fu.C.2	0.09	Fu.C.2	0.04	Fu.C.2	0.12	Ka.C.2	0.01	
Fu.C.3	0.07	Fu.C.3	0.07	Fu.C.3	0.08	Fu.C.3	0.14	Ka.C.3	0.37	
Fu.C.4	0.04	Fu.C.4	0.09	Fu.C.4	0.00	Fu.C.4	0.09	Ka.C.4	0.34	
Fu.C.5	0.04	Fu.C.5	0.08	Fu.C.5	0.04	Fu.C.5	0.12			

C33-V1 (0.000-4.000)

Doorsnede		Stabiliteit		Kip		Buiging & Druk		Doorbuigingstoetsing		Brandwerendheid
Fu.C.1	0.03	Fu.C.1	0.02	Fu.C.1	0.03	Fu.C.1	0.05	Ka.C.1	0.00	
Fu.C.2	0.03	Fu.C.2	0.02	Fu.C.2	0.04	Fu.C.2	0.06	Ka.C.2	0.01	
Fu.C.3	0.05	Fu.C.3	0.03	Fu.C.3	0.05	Fu.C.3	0.08	Ka.C.3	0.22	
Fu.C.4	0.01	Fu.C.5	0.02	Fu.C.4	0.02	Fu.C.5	0.05	Ka.C.4	0.23	
Fu.C.5	0.03			Fu.C.5	0.03					

C39-V1 (0.000-3.300)

Doorsnede		Stabiliteit		Kip		Buiging & Druk		Doorbuigingstoetsing		Brandwerendheid
Fu.C.1	0.05	Fu.C.1	0.09	Fu.C.1	0.06	Fu.C.1	0.14	Ka.C.1	0.02	
Fu.C.2	0.05	Fu.C.2	0.09	Fu.C.2	0.06	Fu.C.2	0.15	Ka.C.2	0.01	

Fu.C.3	0.03	Fu.C.3	0.08	Fu.C.3	0.02	Fu.C.3	0.10	Ka.C.3	0.37
Fu.C.4	0.08	Fu.C.4	0.10	Fu.C.4	0.09	Fu.C.4	0.19	Ka.C.4	0.34
Fu.C.5	0.05	Fu.C.5	0.09	Fu.C.5	0.06	Fu.C.5	0.15		

C40-V1 (0.000-3.150)

Doorsnede		Stabiliteit		Kip		Buiging & Druk		Doorbuigingstoetsing		Brandwerendheid
Fu.C.1	0.08	Fu.C.4	0.04	Fu.C.1	0.08	Fu.C.4	0.13	Ka.C.1	0.01	
Fu.C.2	0.09			Fu.C.2	0.09			Ka.C.2	0.02	
Fu.C.3	0.07			Fu.C.3	0.07			Ka.C.3	0.21	
Fu.C.4	0.09			Fu.C.4	0.10			Ka.C.4	0.22	
Fu.C.5	0.08			Fu.C.5	0.09					

C41-V1 (0.000-1.724)

Doorsnede		Stabiliteit		Kip		Buiging & Druk		Doorbuigingstoetsing		Brandwerendheid
Fu.C.1	0.01	Fu.C.1	0.00	Fu.C.1	0.00	Fu.C.1	0.01	Ka.C.1	0.01	
Fu.C.2	0.03	Fu.C.2	0.01	Fu.C.2	0.00	Fu.C.2	0.03	Ka.C.2	0.01	
Fu.C.3	0.09	Fu.C.3	0.04	Fu.C.3	0.00	Fu.C.3	0.12	Ka.C.3	0.02	
Fu.C.4	0.10	Fu.C.5	0.00	Fu.C.4	0.00	Fu.C.5	0.01	Ka.C.4	0.01	
Fu.C.5	0.01			Fu.C.5	0.00					

C42-V1 (0.000-5.124)

Doorsnede		Stabiliteit		Kip		Buiging & Druk		Doorbuigingstoetsing		Brandwerendheid
Fu.C.1	0.03	Fu.C.1	0.03	Fu.C.1	0.04	Fu.C.1	0.07	Ka.C.1	0.03	
Fu.C.2	0.07	Fu.C.2	0.04	Fu.C.2	0.08	Fu.C.2	0.12	Ka.C.2	0.07	
Fu.C.3	0.21	Fu.C.3	0.15	Fu.C.3	0.24	Fu.C.3	0.36	Ka.C.3	0.11	
Fu.C.4	0.14	Fu.C.5	0.03	Fu.C.4	0.16	Fu.C.5	0.08	Ka.C.4	0.13	
Fu.C.5	0.04			Fu.C.5	0.04					

C43-V1 (0.000-1.500)

Doorsnede		Stabiliteit		Kip		Buiging & Druk		Doorbuigingstoetsing		Brandwerendheid
Fu.C.1	0.17	Fu.C.4	0.00	Fu.C.1	0.00	Fu.C.4	0.22	Fr.C.1	0.04	
Fu.C.2	0.17			Fu.C.2	0.00			Fr.C.2	0.03	
Fu.C.3	0.13			Fu.C.3	0.00			Fr.C.3	0.03	
Fu.C.4	0.23			Fu.C.4	0.00			Fr.C.4	0.03	
Fu.C.5	0.17			Fu.C.5	0.00			Qu.C.1	0.04	

C44-V1 (0.000-4.500)

Doorsnede		Stabiliteit		Kip		Buiging & Druk		Doorbuigingstoetsing		Brandwerendheid
Fu.C.1	0.22	Fu.C.4	0.03	Fu.C.1	0.24	Fu.C.4	0.35	Fr.C.1	0.16	
Fu.C.2	0.22			Fu.C.2	0.25			Fr.C.2	0.14	
Fu.C.3	0.18			Fu.C.3	0.22			Fr.C.3	0.15	
Fu.C.4	0.29			Fu.C.4	0.32			Fr.C.4	0.14	
Fu.C.5	0.22			Fu.C.5	0.25			Qu.C.1	0.15	

C45-V1 (0.000-3.625)

Doorsnede		Stabiliteit	Kip	Buiging & Druk	Doorbuigingstoetsing		Brandwerendheid
Fu.C.1	0.08				Ka.C.1	0.06	
Fu.C.2	0.09				Ka.C.2	0.06	
Fu.C.3	0.19				Ka.C.3	0.04	
Fu.C.4	0.28				Ka.C.4	0.11	
Fu.C.5	0.09						

C46-V1 (0.000-3.625)

Doorsnede		Stabiliteit	Kip	Buiging & Druk	Doorbuigingstoetsing		Brandwerendheid
Fu.C.1	0.07				Ka.C.1	0.04	
Fu.C.2	0.07				Ka.C.2	0.04	
Fu.C.3	0.26				Ka.C.3	0.09	
Fu.C.4	0.17				Ka.C.4	0.06	
Fu.C.5	0.07						

C47-V1 (0.000-3.489)

Doorsnede		Stabiliteit	Kip	Buiging & Druk	Doorbuigingstoetsing		Brandwerendheid
Fu.C.1	0.06				Ka.C.1	0.05	

Fu.C.2	0.06	Ka.C.2	0.05
Fu.C.3	0.12	Ka.C.3	0.04
Fu.C.4	0.02	Ka.C.4	0.06
Fu.C.5	0.06		

C48-V1 (0.000-4.272)

Doorsnede		Stabiliteit	Kip	Buiging & Druk	Doorbuigingstoetsing		Brandwerendheid
Fu.C.1	0.07				Ka.C.1	0.09	
Fu.C.2	0.07				Ka.C.2	0.10	
Fu.C.3	0.10				Ka.C.3	0.10	
Fu.C.4	0.06				Ka.C.4	0.08	
Fu.C.5	0.07						

Projectnaam		Projectnummer	
Omschrijving		Constructeur	
Opdrachtgever		Eenheden	m, kN, kNm
Bestand	O:\20-090 Nieuwbouw kantoor Winterle\Statische berekeningen\spant as 4.mxf		

AFB. GEOMETRIE 1: RAAMWERK

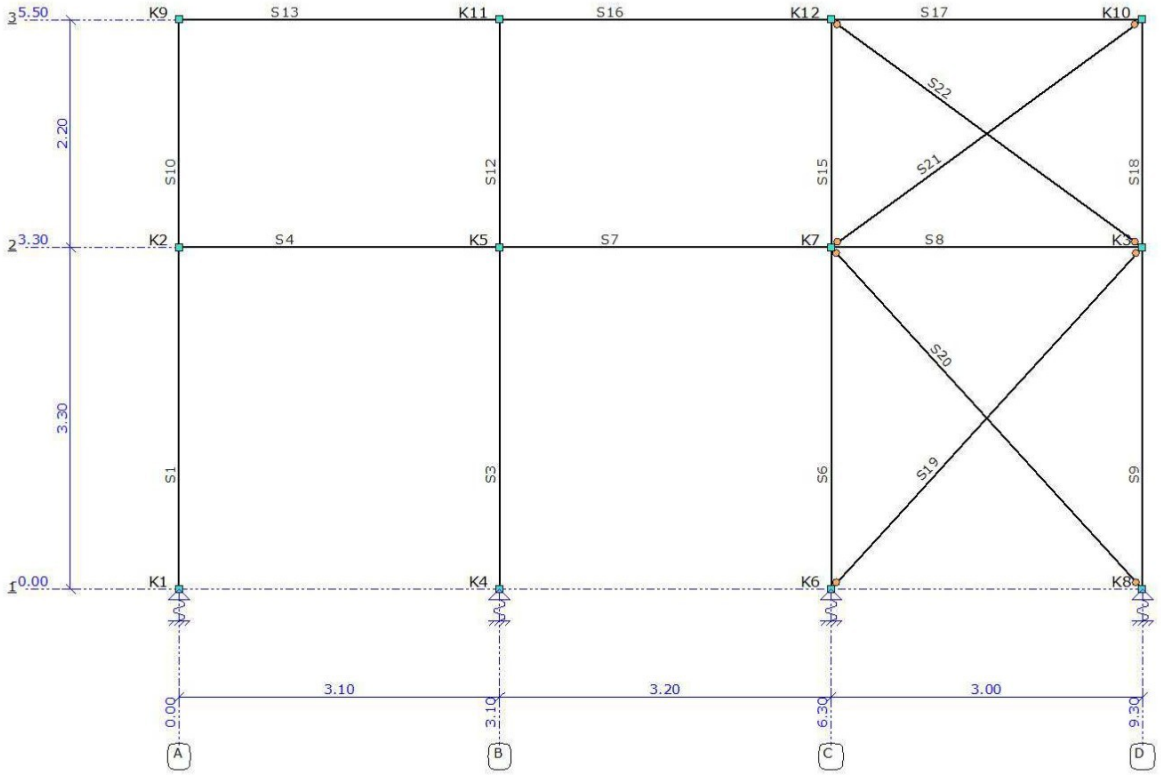

SCHARNIEREN

Staaf	Positie	Scharnier		
	Oplegg.	X	Z	Yr
S19	0,000 A2	Vast	Vast	Vrij
	L(4,460) A2	Vast	Vast	Vrij
S20	0,000 A2	Vast	Vast	Vrij
	L(4,460) A2	Vast	Vast	Vrij
S21	0,000 A2	Vast	Vast	Vrij
	L(3,720) A2	Vast	Vast	Vrij
S22	0,000 A2	Vast	Vast	Vrij
	L(3,720) A2	Vast	Vast	Vrij
-	m -	kN/m	kN/m	kNm/rad

AFB. GEOMETRIE 2: RAAMWERK

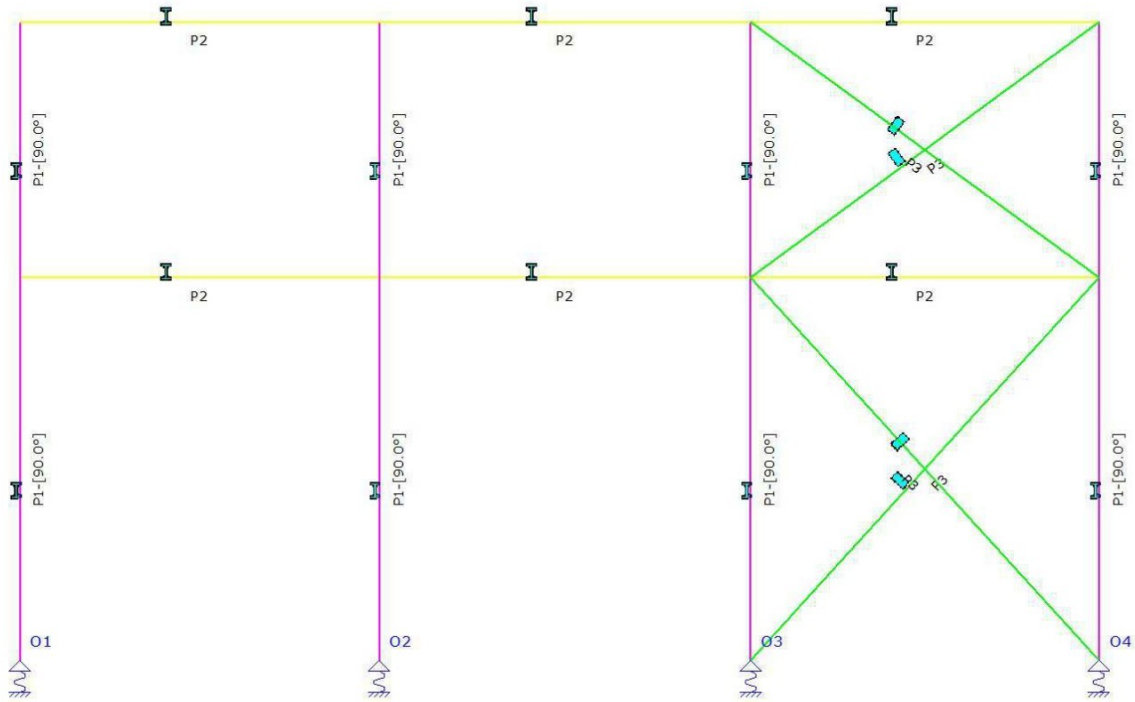

PROFIELEN

Profiel	Profielnaam	Oppervlakte	Iy	Materiaal	Hoek
P1	HE140A	3.1416e-03	3.8932e-06	S235	90,0
P2	HE140A	3.1416e-03	1.0331e-05	S235	0,0
P3	R8x80	6.4000e-04	3.4133e-07	S235	0,0
-	-	m2	m4	-	°

PROFIELVORMEN

Profiel	Verl. h.	hB	hE	tf	tw	tf2	B	bL	bR	Raatl.	Hoogte
P3	Nee	0,080	0,080	0,0000	0,0000	0,0000	0,008	0,000	0,000	Nee	0,000
-	-	m	m	m	m	m	m	m	m	-	m

MATERIALEN

Materiaal	Dichtheid	E-Modulus	Uitzettingcoeff
S235	78.50	2.1000e+08	12.0000e-06
-	kN/m3	kN/m2	C°m

PROFIELEN (GEAVANCEERD)

Profiel	Ivv	Avz	Trek	Druk	Kabelelement	Voorspanning
P3	3.4133e-09	5.3333e-04	Ja	Nee	Nee	0.00
-	m4	m2	-	-	-	kN

OPLEGGINGEN

Oplegging	Object	Positie	X	Z	Yr	HoekYr
O1	K1	0,000	Vast	25000.00	Vrij	0
O2	K4	0,000	Vast	25000.00	Vrij	0
O3	K6	0,000	Vast	25000.00	Vrij	0
O4	K8	0,000	Vast	25000.00	Vrij	0
-	-	m	kN/m	kN/m	kNm/rad	°

BELASTINGSGEVALLEN TYPEN

Oplegg.	Staven	B.G.Type	Gunstig/Ong.	Element	Niveau	Veld	Psi0	Psi1	Psi2	Cprob UGT/GGT
B.G.1	Permanent	Permanent	-		N.v.t.	N.v.t.				
B.G.2	Verdeelde veranderlijke belasting	Verdeelde veranderlijke belasting	-	Cat. E1) Andere	1	1	1.00	0.90	0.80	1,00/1,00
B.G.3	Windbelasting links	Windbelasting	-		N.v.t.	N.v.t.		0.20		1,00/1,00
B.G.4	Windbelasting rechts	Windbelasting	-		N.v.t.	N.v.t.		0.20		1,00/1,00

B.G.1: PERMANENT

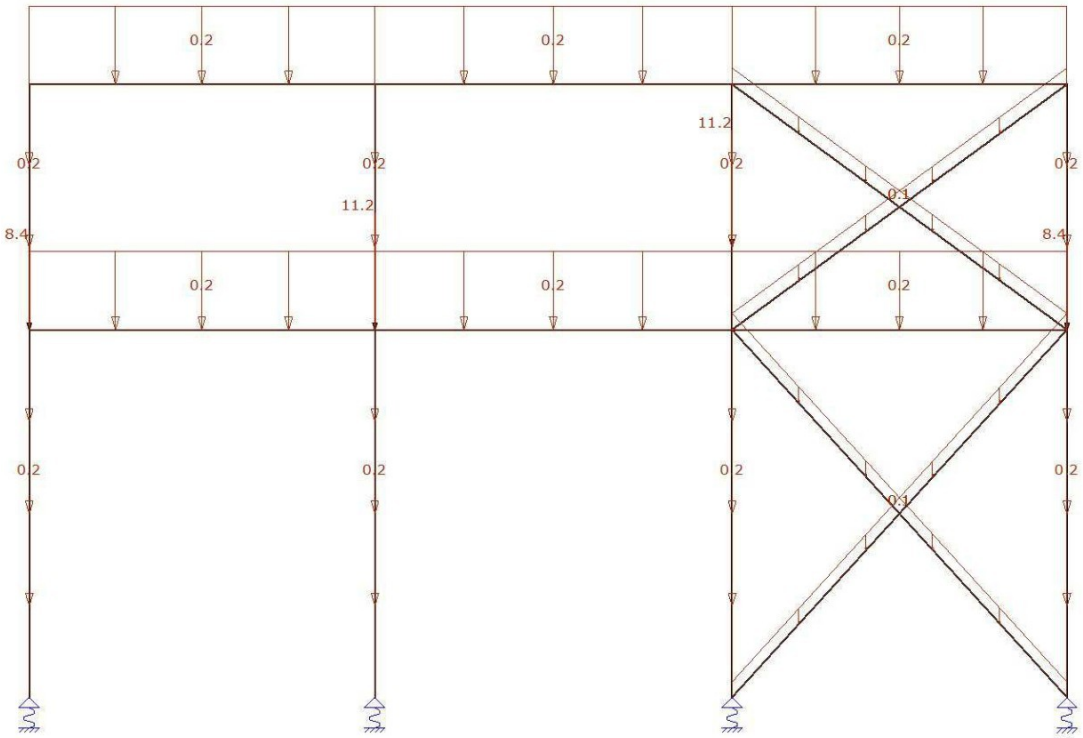

B.G.1: PERMANENT

Type	Beginwaarde	Eindwaarde	Beginafstand	Eindafstand	Richting	Staaf of knoop
B.G.1: Permanent						
N	8,42				Z	K2-K3
N	11,20				Z	K5,K7
qG	0,25 (1.00x)	0,25 (1.00x)	0,000	3,300(L)	Z"	S1,S3,S6,S9
qG	0,25 (1.00x)	0,25 (1.00x)	0,000	3,100(L)	Z"	S4,S13
qG	0,25 (1.00x)	0,25 (1.00x)	0,000	3,200(L)	Z"	S7,S16
qG	0,25 (1.00x)	0,25 (1.00x)	0,000	3,000(L)	Z"	S8,S17
qG	0,25 (1.00x)	0,25 (1.00x)	0,000	2,200(L)	Z"	S10,S12,S15,S18
qG	0,05 (1.00x)	0,05 (1.00x)	0,000	4,460(L)	Z"	S19-S20
qG	0,05 (1.00x)	0,05 (1.00x)	0,000	3,720(L)	Z"	S21-S22
-	-	-	m	m	-	-

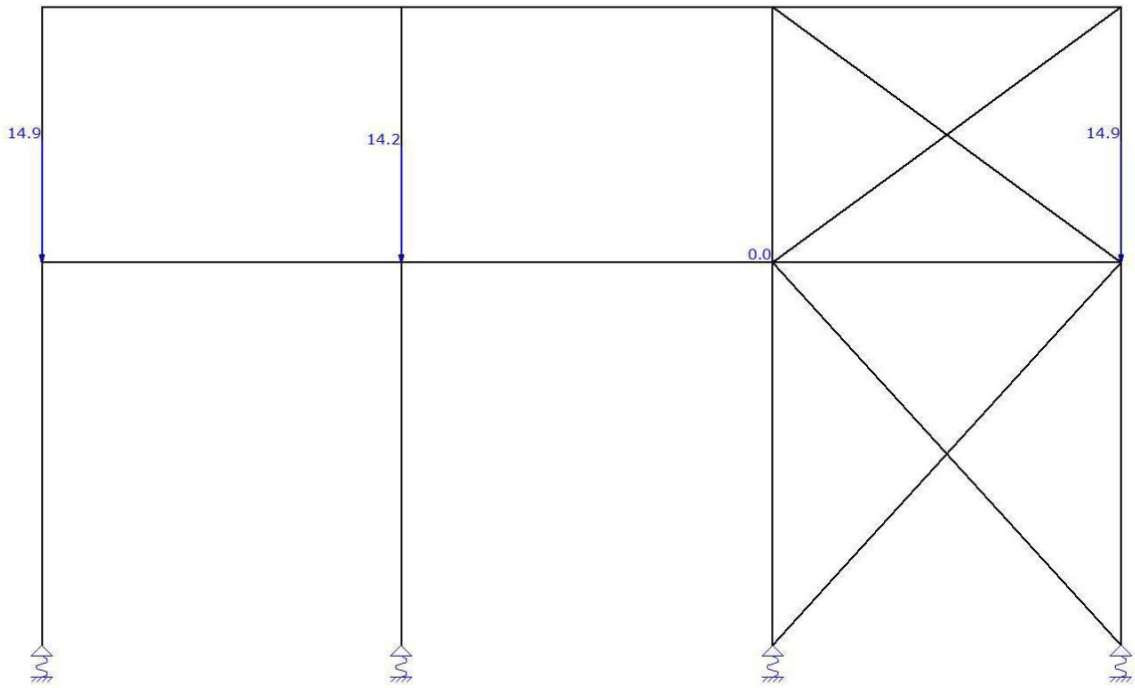

B.G.2: VERDEELDE VERANDERLIJKE BELASTING

Type	Beginwaarde	Eindwaarde	Beginafstand	Eindafstand	Richting	Staaf of knoop
B.G.2: Verdeelde veranderlijke belasting						
N	14,93				Z	K2-K3
N	14,18				Z	K5
N					Z	K7
-	**-**	**-**	**m**	**m**	**-**	**-**

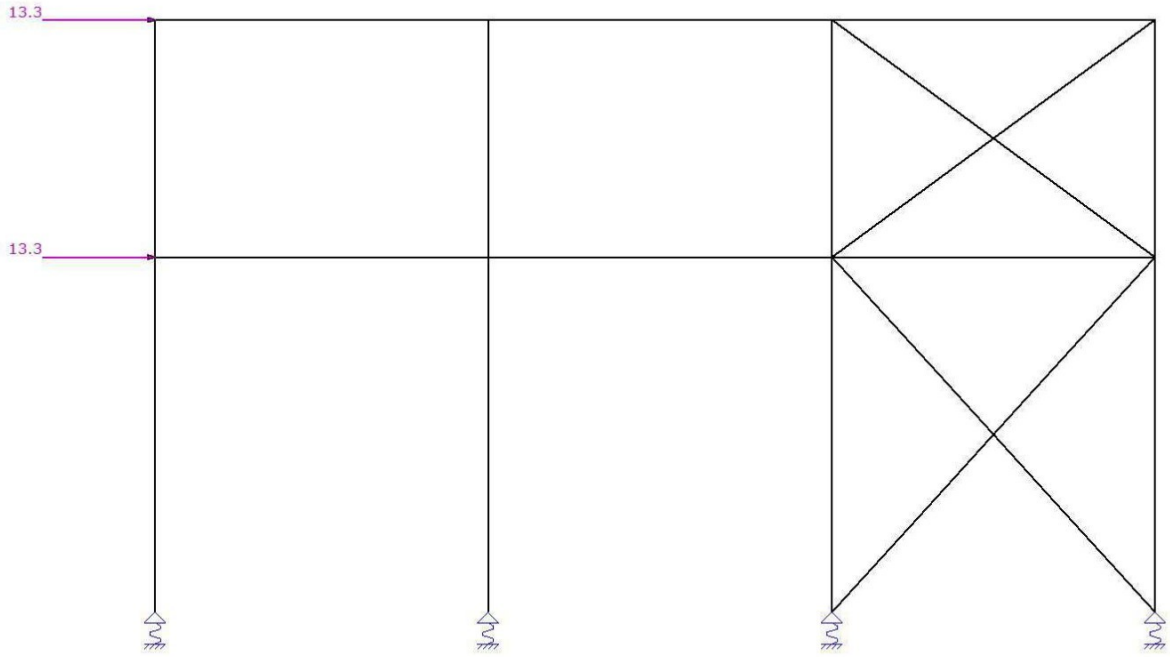

B.G.3: WINDBELASTING LINKS

Type	Beginwaarde	Eindwaarde	Beginafstand	Eindafstand	Richting	Staaf of knoop
B.G.3: Windbelasting links						
N	13,30				X	K2,K9
-	**-**	**-**	**m**	**m**	**-**	**-**

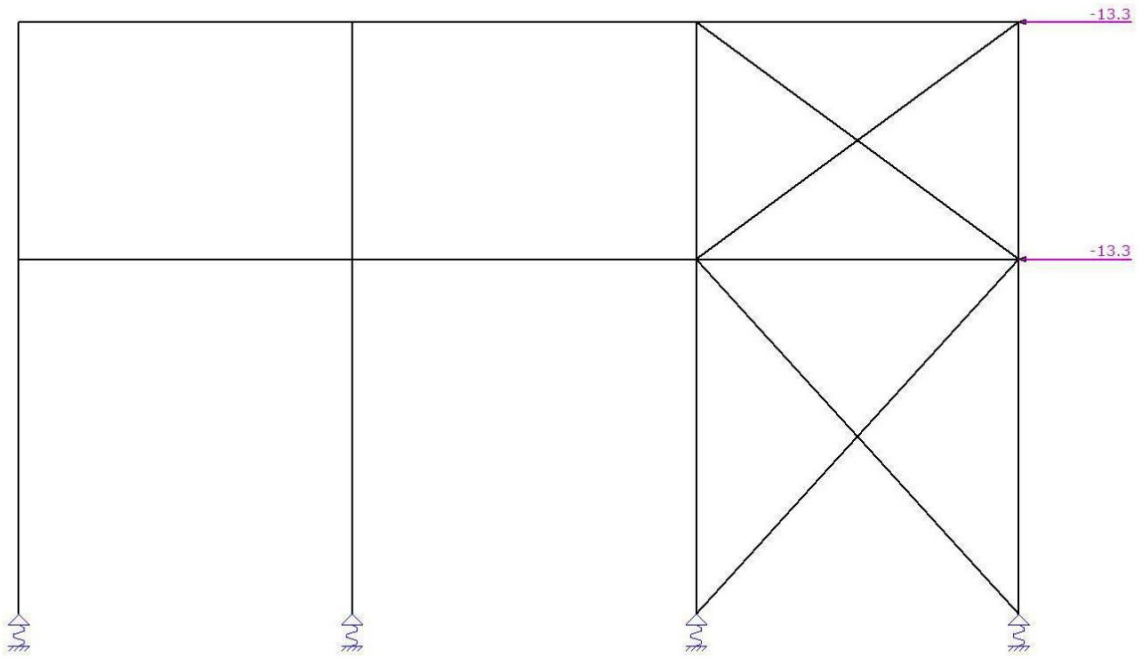

B.G.4: WINDBELASTING RECHTS

Type	Beginwaarde	Eindwaarde	Beginafstand	Eindafstand	Richting	Staaf of knoop
B.G.4: Windbelasting rechts						
N	-13,30					X K3,K10
-	**-**	**-**	**m**	**m**	**- -**	

FUNDAMENTEEL BELASTINGSCOMBINATIES (TABEL)

B.G.	Omschrijving	Fu.C.1	Fu.C.2	Fu.C.3	Fu.C.4
B.G.1	Permanent	1.20	1.20	1.20	1.35
B.G.2	Verdeelde veranderlijke belasting	1.50	1.50	1.50	1.50
B.G.3	Windbelasting links	-	1.50	-	-
B.G.4	Windbelasting rechts	-	-	1.50	-

KARAKTERISTIEK BELASTINGSCOMBINATIES (TABEL)

B.G.	Omschrijving	Ka.C.(w1)	Ka.C.1	Ka.C.2	Ka.C.3
B.G.1	Permanent	1.00	1.00	1.00	1.00
B.G.2	Verdeelde veranderlijke belasting	-	1.00	1.00	1.00
B.G.3	Windbelasting links	-	-	1.00	-
B.G.4	Windbelasting rechts	-	-	-	1.00

QUASI-PERMANENT BELASTINGSCOMBINATIES (TABEL)

B.G.	Omschrijving	Qu.C.1
B.G.1	Permanent	1.00
B.G.2	Verdeelde veranderlijke belasting	0.80
B.G.3	Windbelasting links	-
B.G.4	Windbelasting rechts	-

UITGANGSPUNTEN VAN DE ANALYSE

Geavanceerde Analyse

Trekelemen(en) gebruikt

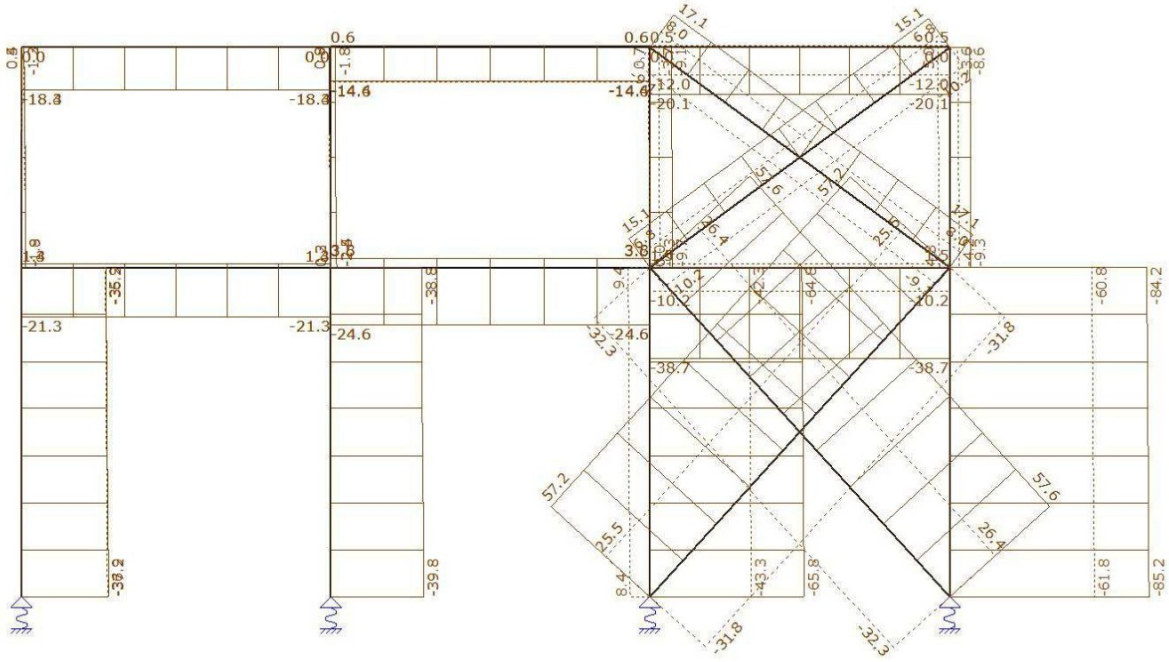

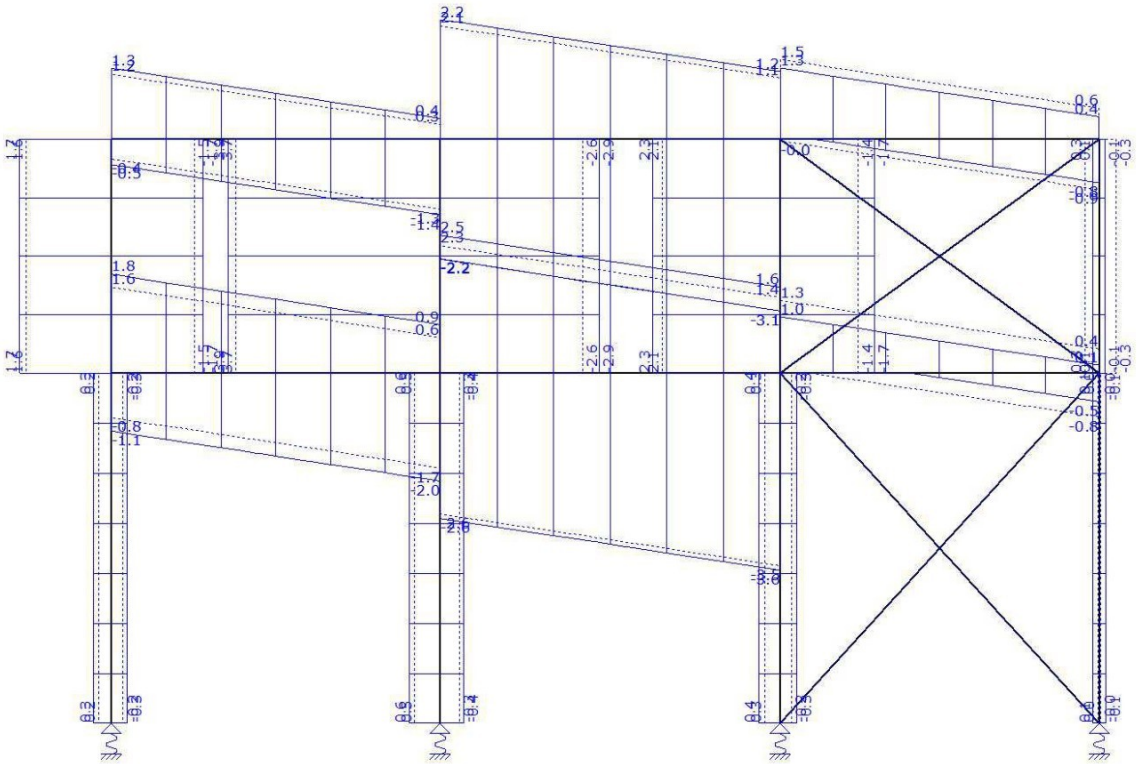

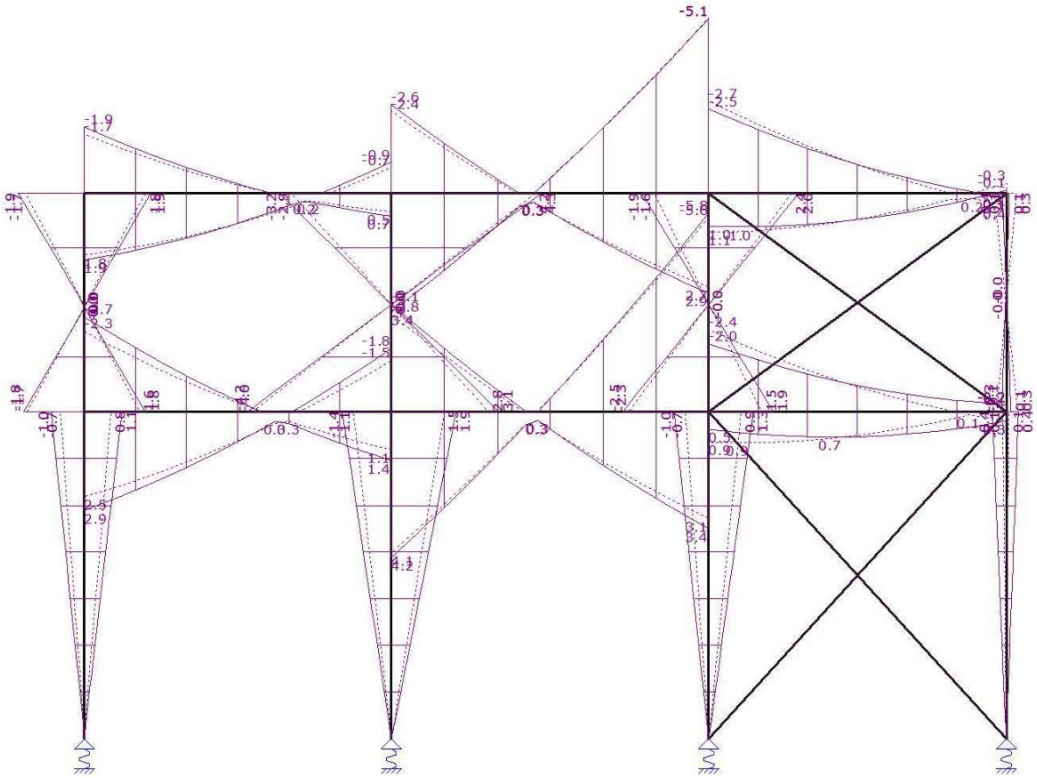

FU.C. OMHULLENDE ANALYSE

Staaf	Nx Minus	Nx Plus	Nx NegMax	Nx PosMin	Vz Minus	Vz Plus	My Minus	My Plus
S1	-37.23	0.00	-31,63	0,00	-0.30	0.33	-0.98	1.10
S3	-39.77	0.00	-33,88	0,00	-0.43	0.57	-1.43	1.88
S4	-21.30	1.39	0,00	1,39	-1.97	1.80	-2.75	2.87
S6	-65.78	0.00	-14,57	0,00	-0.31	0.39	-1.01	1.29
S7	-24.61	3.84	-0,49	3,84	-3.60	2.51	-5.76	4.23
S8	-38.72	0.00	-0,86	0,00	-0.52	1.03	-1.97	0.74
S9	-85.21	0.00	-24,74	0,00	-0.12	0.11	-0.41	0.36
S10	-1.95	0.46	-0,19	0,46	-1.68	1.69	-1.93	1.94
S12	-2.46	0.80	-0,45	0,15	-2.89	3.88	-4.19	4.35
S13	-18.26	0.02	0,00	0,02	-1.38	1.30	-1.93	1.94
S15	-9.70	0.00	-2,48	0,00	-1.73	2.32	-2.50	2.61
S16	-14.39	0.57	-4,57	0,53	-3.13	2.18	-5.06	3.43
S17	-20.05	0.04	-12,06	0,02	-0.79	1.30	-2.45	0.97
S18	-9.28	0.00	-0,28	0,00	-0.11	0.10	-0.14	0.14
S19	0.00	57.23	0,00	57,23	0.00	0.00	0.00	0.00
S20	0.00	57.59	0,00	0,09	0.00	0.00	0.00	0.00
S21	0.00	15.10	0,00	15,10	0.00	0.00	0.00	0.00
S22	0.00	17.05	0,00	1,05	0.00	0.00	0.00	0.00
-	**kN**	**kN**	**kN**	**kN**	**kN**	**kN**	**kNm**	**kNm**

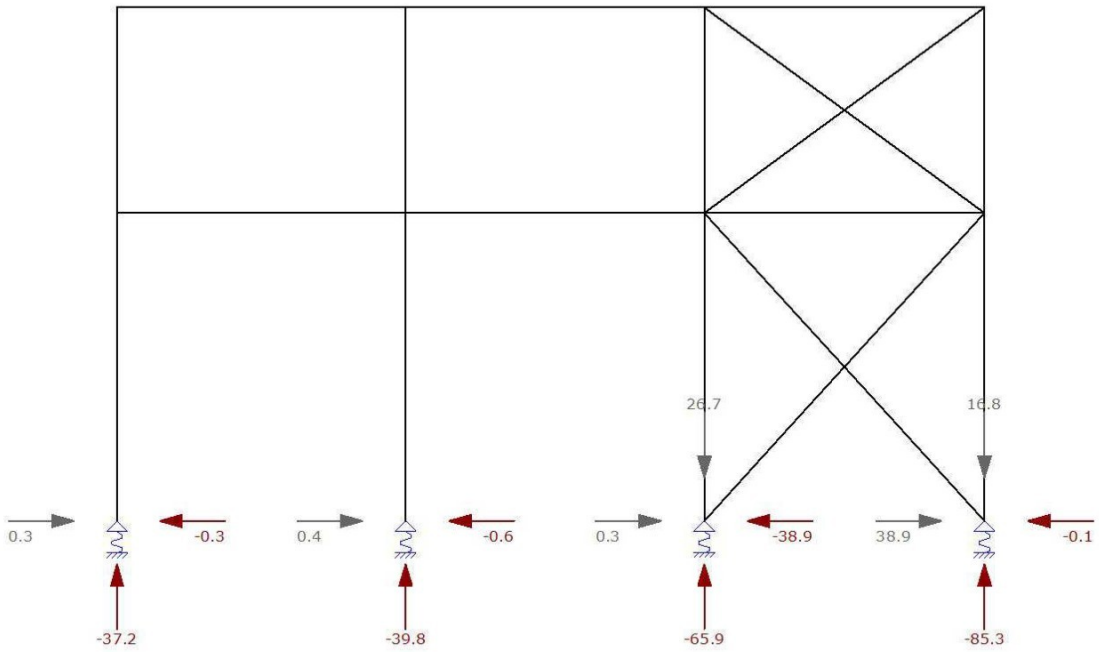

FU.C. EXTREME OPLEGREACTIES ANALYSE

Opleggin g	Knoop	B.C.	Xmax	Z	My	B.C.	X	Zmax	My	B.C.	X	Z	Mymax
O1	K1	Fu.C.3	**0.30**	-37.23	0.00								
O1	K1	Fu.C.2	**-0.33**	-32.61	0.00	Fu.C.3	0.30	**-37.23**	0.00				
O2	K4	Fu.C.3	**0.43**	-39.77	0.00								
O2	K4	Fu.C.2	**-0.57**	-34.86	0.00	Fu.C.3	0.43	**-39.77**	0.00				
O3	K6	Fu.C.3	**0.31**	-65.92	0.00	Fu.C.2	-38.89	**26.67**	0.00				
O3	K6	Fu.C.2	**-38.89**	26.67	0.00	Fu.C.3	0.31	**-65.92**	0.00				
O4	K8	Fu.C.3	**38.86**	16.76	0.00	Fu.C.3	38.86	**16.76**	0.00				
O4	K8	Fu.C.2	**-0.11**	-85.35	0.00	Fu.C.2	-0.11	**-85.35**	0.00				
Globale extreme waarden													
O4	K8	Fu.C.3	**38.86**	16.76	0.00								
O3	K6	Fu.C.2	**-38.89**	26.67	0.00								
O3	K6					Fu.C.2	-38.89	**26.67**	0.00				
O4	K8					Fu.C.2	-0.11	**-85.35**	0.00				
-	**-**	**-**	**kN**	**kN**	**kNm**	**-**	**kN**	**kN**	**kNm**		**kN**	**kN**	**kNm**

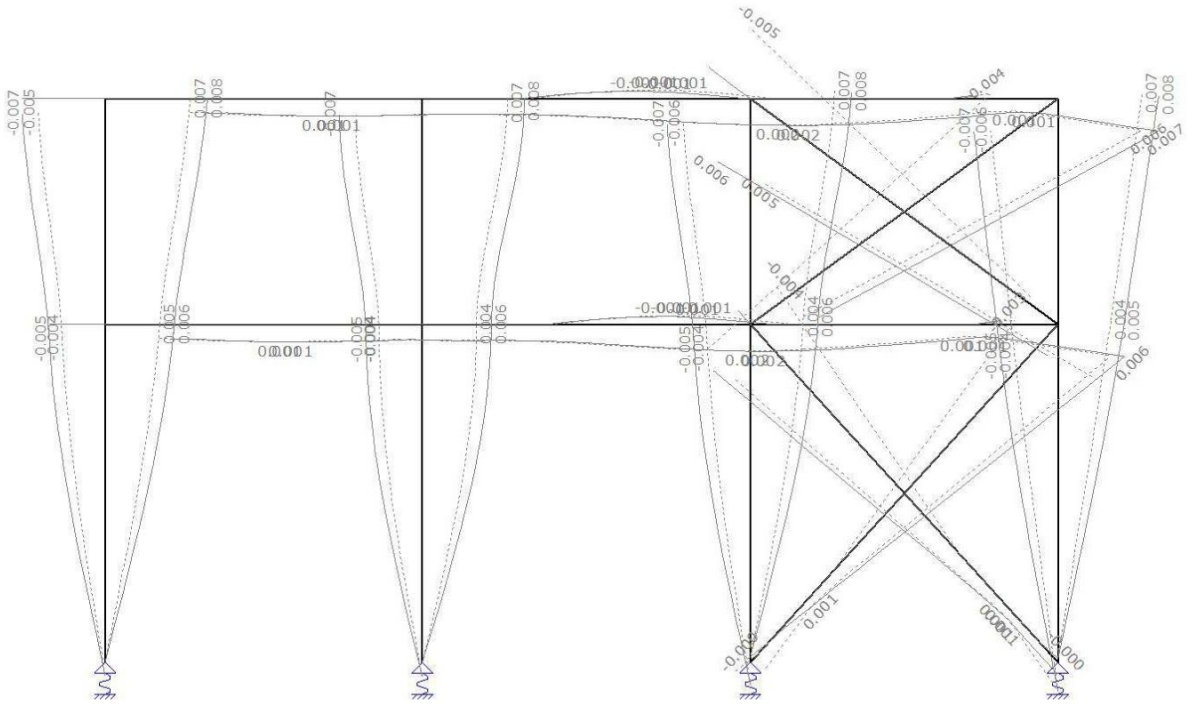

KA.C. EXTREME KNOOPVERPLAATSINGEN ANALYSE

Knoop	B.C.	X	Z	Ry
K1	Ka.C.2	0,0000	0,0010	**-2.220e-03**
	Ka.C.3	0,0000	**0,0011**	**1.848e-03**
K2	Ka.C.2	**0,0057**	0,0011	**-0.764e-03**
	Ka.C.3	**-0,0046**	**0,0012**	**0.502e-03**
K3	Ka.C.2	**0,0055**	**0,0027**	**-1.324e-03**
	Ka.C.3	**-0,0047**	**-0,0003**	**1.062e-03**
K4	Ka.C.2	0,0000	0,0010	**-2.554e-03**
	Ka.C.3	0,0000	**0,0012**	**2.047e-03**
K5	Ka.C.2	**0,0057**	0,0012	**-0.037e-03**
	Ka.C.3	**-0,0046**	**0,0013**	**0.100e-03**
K6	Ka.C.2	0,0000	**-0,0006**	**-2.270e-03**
	Ka.C.3	0,0000	**0,0019**	**1.850e-03**
K7	Ka.C.2	**0,0056**	**-0,0005**	**-0.532e-03**
	Ka.C.3	**-0,0046**	**0,0021**	**0.483e-03**
K8	Ka.C.2	0,0000	**0,0024**	**-1.821e-03**
	Ka.C.3	0,0000	**-0,0004**	**1.607e-03**
K9	Ka.C.2	**0,0084**	0,0011	**-0.617e-03**
	Ka.C.3	**-0,0068**	**0,0012**	**0.357e-03**
K10	Ka.C.2	**0,0083**	**0,0027**	**-1.298e-03**
	Ka.C.3	**-0,0069**	**-0,0003**	**1.024e-03**
K11	Ka.C.(w1)	-0,0002	0,0006	**-0.012e-03**
	Ka.C.2	**0,0084**	0,0012	**0.107e-03**
	Ka.C.3	**-0,0068**	**0,0013**	-0.009e-03
K12	Ka.C.2	**0,0083**	**-0,0005**	**-0.437e-03**
	Ka.C.3	**-0,0068**	**0,0021**	**0.409e-03**
-	**-**	**m**	**m**	**rad**

KA.C. EXTREME DOORBUIGINGEN ANALYSE

Staaf	B.C.	Knoop Begin		Staaf		Knoop Eind	
		X	Z	Z'afst	Z'	X	Z

Staaf	B.C.	Knoop Begin		Staaf		Knoop Eind	
		X	Z	Z'afst	Z'	X	Z
S1	Ka.C.2	0,000	0,001	1.905	**0.0006**	0,006	0,001
S1	Ka.C.3	0,000	0,001	1.905	**-0.0006**	-0,005	0,001
S3	Ka.C.2	0,000	0,001	1.905	**0.0011**	0,006	0,001
S3	Ka.C.3	0,000	0,001	1.905	**-0.0008**	-0,005	0,001
S4	Ka.C.2	0,006	0,001	1.072	**0.0004**	0,006	0,001
S4	Ka.C.3	-0,005	0,001	0.851	**-0.0002**	-0,005	0,001
S6	Ka.C.2	0,000	-0,001	1.905	**0.0007**	0,006	-0,001
S6	Ka.C.3	0,000	0,002	1.905	**-0.0006**	-0,005	0,002
S7	Ka.C.2	0,006	0,001	2.408	**-0.0004**	0,006	-0,001
S7	Ka.C.3	-0,005	0,001	2.305	**0.0003**	-0,005	0,002
S8	Ka.C.2	0,006	-0,001	1.227	**-0.0003**	0,005	0,003
S8	Ka.C.3	-0,005	0,002	1.465	**0.0002**	-0,005	0,000
S9	Ka.C.2	0,000	0,002	1.905	**0.0002**	0,005	0,003
S9	Ka.C.3	0,000	0,000	1.905	**-0.0002**	-0,005	0,000
S10	Ka.C.2	0,006	0,001	1.687	**0.0001**	0,008	0,001
S10	Ka.C.3	-0,005	0,001	1.690	**-0.0001**	-0,007	0,001
S12	Ka.C.2	0,006	0,001	1.715	**0.0003**	0,008	0,001
S12	Ka.C.3	-0,005	0,001	1.715	**-0.0002**	-0,007	0,001
S13	Ka.C.2	0,008	0,001	1.206	**0.0003**	0,008	0,001
S13	Ka.C.3	-0,007	0,001	0.911	**-0.0002**	-0,007	0,001
S15	Ka.C.2	0,006	-0,001	1.713	**0.0002**	0,008	-0,001
S15	Ka.C.3	-0,005	0,002	1.712	**-0.0001**	-0,007	0,002
S16	Ka.C.2	0,008	0,001	2.375	**-0.0004**	0,008	-0,001
S16	Ka.C.3	-0,007	0,001	2.255	**0.0003**	-0,007	0,002
S17	Ka.C.1	0,001	0,001	0.734	**0.0000**	0,001	0,001
S17	Ka.C.3	-0,007	0,002	1.346	**0.0003**	-0,007	0,000
S18	Ka.C.2	0,005	0,003	0.609	**0.0000**	0,008	0,003
S18	Ka.C.3	-0,005	0,000	0.606	**0.0000**	-0,007	0,000
-	**-**	**m**	**m**	**m**	**m**	**m**	**m**

AFB. STAALDEFINITIE

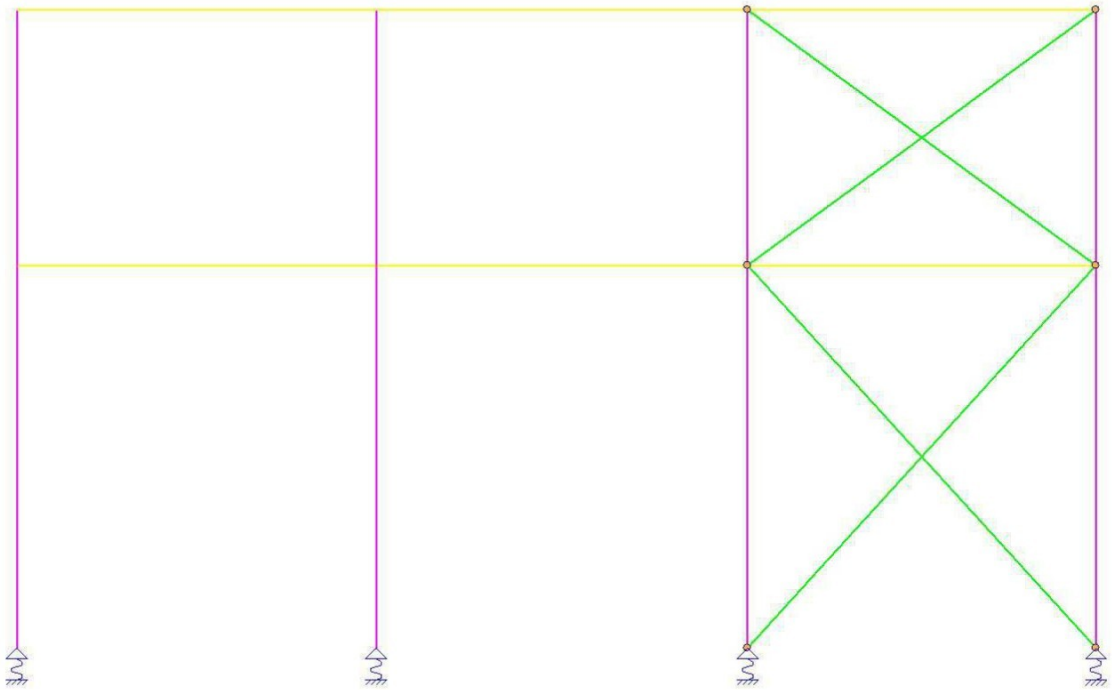

SAMENSTELLING CONSTRUCTIEDELEN

Constructiedeel	Staaf/staven
C1	s1
C3	s3
C4	s4
C6	s6
C7	s7
C8	s8
C9	s9
C10	s10
C12	s12
C13	s13
C15	s15
C16	s16
C17	s17
C18	s18
C19	s19
C20	s20
C21	s21
C22	s22

EXTREME UNITY CHECK NEN-EN1993-1-1:2016/NB:2016

Veld	Toetsing	Combinatie	Artikel	UC max
C1-V1 (0.000-3.300)	Doorbuigingstoetsing	Ka.C.2	NEN-EN|NEN-EN1990/NB A1.4.2	0,52
C3-V1 (0.000-3.300)	Doorbuigingstoetsing	Ka.C.2	NEN-EN|NEN-EN1990/NB A1.4.2	0,51
C4-V1 (0.000-3.100)	Stabiliteit	Fu.C.2	NEN-EN1993-1-1(6.61&6.62)	0,12
C6-V1 (0.000-3.300)	Doorbuigingstoetsing	Ka.C.2	NEN-EN|NEN-EN1990/NB A1.4.2	0,51
C7-V1 (0.000-3.200)	Stabiliteit	Fu.C.2	NEN-EN1993-1-1(6.61&6.62)	0,20
C8-V1 (0.000-3.000)	Stabiliteit	Fu.C.2	NEN-EN1993-1-1(6.61&6.62)	0,14
C9-V1 (0.000-3.300)	Doorbuigingstoetsing	Ka.C.2	NEN-EN|NEN-EN1990/NB A1.4.2	0,50
C10-V1 (0.000-2.200)	Doorbuigingstoetsing	Ka.C.2	NEN-EN|NEN-EN1990/NB A1.4.2	0,37
C12-V1 (0.000-2.200)	Doorbuigingstoetsing	Ka.C.2	NEN-EN|NEN-EN1990/NB A1.4.2	0,37
C13-V1 (0.000-3.100)	Stabiliteit	Fu.C.2	NEN-EN1993-1-1(6.61&6.62)	0,09
C15-V1 (0.000-2.200)	Doorbuigingstoetsing	Ka.C.2	NEN-EN|NEN-EN1990/NB A1.4.2	0,37
C16-V1 (0.000-3.200)	Stabiliteit	Fu.C.2	NEN-EN1993-1-1(6.61&6.62)	0,16
C17-V1 (0.000-3.000)	Stabiliteit	Fu.C.2	NEN-EN1993-1-1(6.61&6.62)	0,09
C18-V1 (0.000-2.200)	Doorbuigingstoetsing	Ka.C.2	NEN-EN|NEN-EN1990/NB A1.4.2	0,38
C19-V1 (0.000-4.460)	Doorsnede	Fu.C.2	NEN-EN1993-1-1(6.5)	0,38
C20-V1 (0.000-4.460)	Doorsnede	Fu.C.3	NEN-EN1993-1-1(6.5)	0,38
C21-V1 (0.000-3.720)	Doorsnede	Fu.C.2	NEN-EN1993-1-1(6.5)	0,10
C22-V1 (0.000-3.720)	Doorsnede	Fu.C.3	NEN-EN1993-1-1(6.5)	0,11

Projectnaam		Projectnummer	
Omschrijving		Constructeur	
Opdrachtgever		Eenheden	m, kN, kNm
Bestand	O:\20-090 Nieuwbouw kantoor Winterle\Statische berekeningen\stijlen.mxft		

1. Houtkolom (NEN-EN1995-1-1:2011/NB:2013)

PROFIELGEGEVENS: CLS 38 X 140

Breedte	b	38 mm	Oppervlak	A	5320 mm^2
Hoogte	h	140 mm			
			Traagheidsmoment	Itor	2123e+03 mm^4
Weerstandsmoment	Wy	1241e+02 mm^3	Traagheidsmoment	Iy	8689e+03 mm^4
Weerstandsmoment	Wz	3369e+01 mm^3	Traagheidsmoment	Iz	6402e+02 mm^4
Staaflengte	lsys	4.200 m			
Sterkte klasse		C18			
	f,m,0,k	18.0 N/mm^2		f,c,0,k	18.0 N/mm^2
	f,t,0,k	11.0 N/mm^2		f,v,0,k	3.4 N/mm^2
	E0.05	6000.0 N/mm^2		G0.05	0.0 N/mm^2
	E;0;mean	9000.0 N/mm^2		G;mean	560.0 N/mm^2
Elasticiteitsmodulus		9000.0 N/mm^2			
	Beta_c	0.2			
Klimaatklasse		III			

Zijdelingse steun in druk- of neutrale zone: Ja (6.3.3(5))

KRACHTEN

Krachten en momenten		In knooppunt A	In knooppunt B
Dwarsbelasting	qd	0.4 kN/m	0.4 kN/m
Normaalkracht	Nc;Ed	-1.0 kN	-1.0 kN
Dwarskracht	Vz;Ed	0.8 kN	-0.8 kN
Moment	My;Ed	0.0 kNm	0.0 kNm
Max veld moment	My;Ed;max	x = 2.100 m	0.9 kNm

Belasting duurklasse: III (Middellange termijn)

STABILITEITSGEGEVENS

Gamma;M	Beta;c	k;mod	k;h
1.30	0.2	0.65	1.01

Belastingstype	Excentriciteit	lsys	Leff,kip	Itor	Sigma,m,crit	Lambda;rel;m	k;crit
Verdeeld	Belasting boven	4.200	4.060	212 10^4	0.0	0.000	1.00
		m	m	mm^4	N/mm^2		

Resultaten	Methode	Leff,knik	lsys	Leff,knik/lsys	Lambda	Lambda;rel	k;c
Y-as	Gebruiker	4.200	4.200	1.000	103.923	1.812	0.27
Z-as	Gebruiker	0.100	4.200	0.024	9.116	0.159	1.03
		m	m				

Rekenwaarden van spanning en sterkte

Sigma;c;0;d	Sigma;m;y;d	Sigma;m;z;d	f;c;0;d	f;m;y;d	f;m;z;d
0.2	7.1	0.0	9.0	9.1	11.7
N/mm^2	N/mm^2	N/mm^2	N/mm^2	N/mm^2	N/mm^2

UITGEVOERDE CONTROLES

Doorsnede in knooppunt A				
NEN-EN1995-1-1#6.1.4 (6.2)		0.188 / 9	0.02	Ok
NEN-EN1995-1-1#6.1.7 (6.13)	Vz	0.237 / 1.7	0.14	Ok
Doorsnede in My;max				
NEN-EN1995-1-1#6.2.4 (6.19)		0.035 / 81 + 7.105 / 9.125 + 0.7 x 0 / 11.7	0.78	Ok
Doorsnede in knooppunt B				
NEN-EN1995-1-1#6.1.4 (6.2)		0.188 / 9	0.02	Ok
NEN-EN1995-1-1#6.1.7 (6.13)	Vz	0.237 / 1.7	0.14	Ok
Stabiliteit				
NEN-EN1995-1-1#6.3.2 (6.23)		0.188 / (0.27 x 9) + 1 x 7.105 / 9.125 + 0.7 x 0 / 11.7	0.86	Ok
NEN-EN1995-1-1#6.3.2 (6.24)		0.188 / (1.03 x 9) + 0.7 x 7.105 / 9.125 + 1 x 0 / 11.7	0.57	Ok

NEN-EN1995-1-1#6.3.3 (6.35)	(7.105)^2 / (1 x 9.125)^2 + 0.188 / (1.03 x 9)		0.63	Ok

Profiel gecontroleerd op sterkte en stabiliteit

Profiel Ok

1. HOUTKOLOM MOMENTLIJNEN

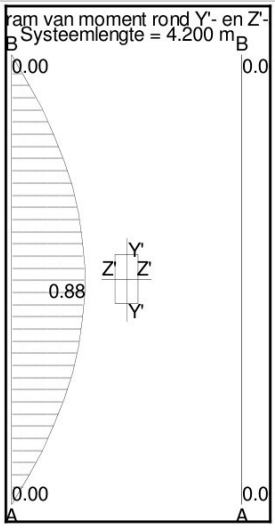

Projectnaam		Projectnummer	
Omschrijving		Constructeur	
Opdrachtgever		Eenheden	m, kN, kNm
Bestand	O:\20-090 Nieuwbouw kantoor Winterle\Statische berekeningen\balklaag platdak.mxft		

1. Platdak (NEN-EN1995-1-1:2011/NB:2013)

PROFIELGEGEVENS: HT-GS 69 X 194

Breedte	b	69 mm	Oppervlak	A	13386 mm^2
Hoogte	h	194 mm			
			Traagheidsmoment	Itor	1649e+04 mm^4
Weerstandsmoment	Wy	4328e+02 mm^3	Traagheidsmoment	Iy	4198e+04 mm^4
Weerstandsmoment	Wz	1539e+02 mm^3	Traagheidsmoment	Iz	5311e+03 mm^4
Sterkte klasse		C18			
	f,m,0,k	18.0 N/mm^2		f,c,0,k	18.0 N/mm^2
	f,t,0,k	11.0 N/mm^2		f,v,0,k	3.4 N/mm^2
Elasticiteitsmodulus	E;0;mean	9000.0 N/mm^2		G;mean	560.0 N/mm^2

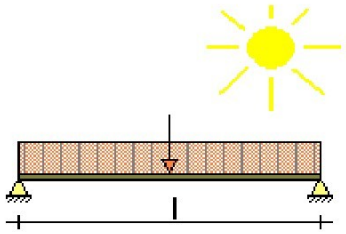

Klimaatklasse		I		Gamma;M	1.30
	k;h	1.00	I (Permanent)	k;mod	0.60
			II (Lange termijn)	k;mod	0.70
	Beta;c	0.2	III (Middellange termijn)	k;mod	0.80
Ontwerplevensduur		50 Jaar	IV (Korte termijn)	k;mod	0.90
Betrouwbaarheidsklasse		1	V (Onmiddellijk)	k;mod	1.10
lsys		4.200 m	Beschot kwaliteit		C18
hoh afstand	Lt	0.610 m	Beschot dikte		18 mm
Zeeg		0 mm			
Doorbuigingen beschouwen		Ja			
Stootbelasting		Nee			
Reductiefactor spreiding		0.77			

BELASTINGEN

			CPROB
Permanent	Eigen gewicht	0.08 kN/m^2	
	beschot	0.70 kN/m^2	
	Totaal	**0.78** kN/m^2	
Opgelegd	q;k	1.00 kN/m^2	1.00
	psi (-)_0; psi (-)_1; psi (-)_2	0.00; 0.00; 0.00	
	Q;k	1.50 kN	
Wind	Winddruk	0.15 kN/m^2	1.00
	Windzuiging	-0.98 kN/m^2	
Sneeuw	p_sneeuw	1.00 kN/m^2	1.00
Regenwater	Niveau dhw	0.000 m	
Bijzonder	Bijzonder; Fbijz	0.00 kN	
	Bijzonder; pbijz	0.00 kN/m^2	

BELASTINGSCOMBINATIES VOOR UITERSTE GRENSTOESTAND (610A + 6.10B)

Fu.C.1	p = yG * G_rep	1.22 * 0.78	0.96 kN/m^2
Fu.C.2	p = yG * G_rep	0.90 * 0.78	0.71 kN/m^2
Fu.C.3	p = yG * G_rep + yQ * Q_rep	1.08 * 0.78 + 1.35 * 1.00	2.20 kN/m^2
Fu.C.4	p = yG * G_rep + yQ * Q_wind_druk	1.08 * 0.78 + 1.35 * 0.15	1.05 kN/m^2
Fu.C.5	p = yG * G_rep + yQ * Q_wind_zuiging	0.90 * 0.78 + 1.35 * (-0.98)	-0.62 kN/m^2
Fu.C.6	p = yG * G_rep + yQ * Q_sneeuw	1.08 * 0.78 + 1.35 * 1.00	2.20 kN/m^2
Fu.C.7	p = yG * G_rep	1.08 * 0.78	0.85 kN/m^2
	F = yQ * F_rep	1.35 * 1.50	2.03 kN
Bi.C.1	p = yG * G_rep	1.00 * 0.78	0.78 kN/m^2
Bi.C.2	p = yG * G_rep + yQ * Q_wind_druk	1.00 * 0.78 + 0.20 * 0.15	0.81 kN/m^2

Bi.C.3	p = yG * G_rep + yQ * Q_wind_zuiging	1.00 * 0.78 + 0.20 * (-0.98)	0.59 kN/m^2

MAATGEVENDE SNEDEKRACHTEN

Comb.	Nc;Ed, Nt;Ed	Vy;Ed	Vz;Ed	My;Ed	Mz;Ed
Fu.C.1	0.00	0.00	-1.22	1.29	0.00
Fu.C.2	0.00	0.00	-0.90	0.95	0.00
Fu.C.3	0.00	0.00	-2.81	2.95	0.00
Fu.C.4	0.00	0.00	-1.34	1.41	0.00
Fu.C.5	0.00	0.00	-0.79	-0.83	0.00
Fu.C.6	0.00	0.00	-2.81	2.95	0.00
Fu.C.7	0.00	0.00	3.11	2.78	0.00
Bi.C.1	0.00	0.00	-1.00	1.05	0.00
Bi.C.2	0.00	0.00	-1.04	1.09	0.00
Bi.C.3	0.00	0.00	-0.75	0.79	0.00
	kN	**kN**	**kN**	**kNm**	**kNm**

MAX UC SNEDEKRACHT

Comb.	Nc;Ed, Nt;Ed	Vy;Ed	Vz;Ed	My;Ed	Mz;Ed
Fu.C.1	0.00	0.00	-0.00	1.29	0.00
Fu.C.2	0.00	0.00	-0.00	0.95	0.00
Fu.C.3	0.00	0.00	-0.00	2.95	0.00
Fu.C.4	0.00	0.00	-0.00	1.41	0.00
Fu.C.5	0.00	0.00	-0.00	-0.83	0.00
Fu.C.6	0.00	0.00	-0.00	2.95	0.00
Fu.C.7	0.00	0.00	0.78	2.78	0.00
Bi.C.1	0.00	0.00	-0.00	1.05	0.00
Bi.C.2	0.00	0.00	-0.00	1.09	0.00
Bi.C.3	0.00	0.00	-0.00	0.79	0.00
	kN	**kN**	**kN**	**kNm**	**kNm**

REKENSTERKTE

Comb.	Belasting duurklasse	f;m,y,d	f;m,z,d	f;t,0,d	f;c,0,d	f;v,0,d
Fu.C.1	I (Permanent)	8.31	9.70	5.08	8.31	1.57
Fu.C.2	I (Permanent)	8.31	9.70	5.08	8.31	1.57
Fu.C.3	III (Middellange termijn)	11.08	12.94	6.77	11.08	2.09
Fu.C.4	IV (Korte termijn)	12.46	14.56	7.62	12.46	2.35
Fu.C.5	IV (Korte termijn)	12.46	14.56	7.62	12.46	2.35
Fu.C.6	IV (Korte termijn)	12.46	14.56	7.62	12.46	2.35
Fu.C.7	III (Middellange termijn)	11.08	12.94	6.77	11.08	2.09
Bi.C.1	I (Permanent)	8.31	9.70	5.08	8.31	1.57
Bi.C.2	IV (Korte termijn)	12.46	14.56	7.62	12.46	2.35
Bi.C.3	IV (Korte termijn)	12.46	14.56	7.62	12.46	2.35
		N/mm^2	**N/mm^2**	**N/mm^2**	**N/mm^2**	**N/mm^2**

REKENSPANNING

Comb.	sigma;m,y,d	sigma;m,z,d	tau;v,y,d	tau;v,z,d	sigma;c(t),0,d
Fu.C.1	2.97	0.00	0.00	0.00	0.00
Fu.C.2	2.19	0.00	0.00	0.00	0.00
Fu.C.3	6.82	0.00	0.00	0.00	0.00
Fu.C.4	3.26	0.00	0.00	0.00	0.00
Fu.C.5	1.92	0.00	0.00	0.00	0.00
Fu.C.6	6.82	0.00	0.00	0.00	0.00
Fu.C.7	6.41	0.00	0.00	0.09	0.00
Bi.C.1	2.43	0.00	0.00	0.00	0.00
Bi.C.2	2.53	0.00	0.00	0.00	0.00
Bi.C.3	1.83	0.00	0.00	0.00	0.00
	N/mm^2	**N/mm^2**	**N/mm^2**	**N/mm^2**	**N/mm^2**

UC DOORSNEDE PER BELASTINGSCOMBINATIE

Fu.C.1	NEN-EN1995-1-1#6.1.6 (6.11)	2.97 / 8.308 + 0.7 x 0 / 9.704	0.36	Ok
Fu.C.2	NEN-EN1995-1-1#6.1.6 (6.11)	2.191 / 8.308 + 0.7 x 0 / 9.704	0.26	Ok
Fu.C.3	NEN-EN1995-1-1#6.1.6 (6.11)	6.825 / 11.077 + 0.7 x 0 / 12.938	0.62	Ok
Fu.C.4	NEN-EN1995-1-1#6.1.6 (6.11)	3.259 / 12.462 + 0.7 x 0 / 14.555	0.26	Ok
Fu.C.5	NEN-EN1995-1-1#6.1.6 (6.11)	1.92 / 12.462 + 0.7 x 0 / 14.555	0.15	Ok
Fu.C.6	NEN-EN1995-1-1#6.1.6 (6.11)	6.825 / 12.462 + 0.7 x 0 / 14.555	0.55	Ok
Fu.C.7	NEN-EN1995-1-1#6.1.6 (6.11)	6.415 / 11.077 + 0.7 x 0 / 12.938	0.58	Ok

Fu.C.7	NEN-EN1995-1-1#6.1.7 (6.13)	Vz	0.087 / 2.092	0.04	Ok
Bi.C.1	NEN-EN1995-1-1#6.1.6 (6.11)		2.435 / 8.308 + 0.7 x 0 / 9.704	0.29	Ok
Bi.C.2	NEN-EN1995-1-1#6.1.6 (6.11)		2.528 / 12.462 + 0.7 x 0 / 14.555	0.20	Ok
Bi.C.3	NEN-EN1995-1-1#6.1.6 (6.11)		1.825 / 12.462 + 0.7 x 0 / 14.555	0.15	Ok

BELASTINGSCOMBINATIES VOOR BRUIKBAARHEIDSGRENSTOESTAND

Ka.C.1	p = yG * G_rep	1.00 * 0.78	0.78 kN/m^2
Ka.C.2	p = yG * G_rep + yQ * Q_rep	1.00 * 0.78 + 1.00 * 1.00	1.78 kN/m^2
Ka.C.3	p = yG * G_rep + yQ * Q_wind_druk	1.00 * 0.78 + 1.00 * 0.15	0.93 kN/m^2
Ka.C.4	p = yG * G_rep + yQ * Q_wind_zuiging	1.00 * 0.78 + 1.00 * (-0.98)	-0.20 kN/m^2
Ka.C.5	p = yG * G_rep + yQ * Q_sneeuw	1.00 * 0.78 + 1.00 * 1.00	1.78 kN/m^2
Qu.C.1	p = yG * G_rep	1.00 * 0.78	0.78 kN/m^2
Ka.C.(w1)	p = yG * G_rep	1.00 * 0.78	0.78 kN/m^2

UC DOORBUIGINGEN PER BELASTINGSCOMBINATIE

L/250	Limiet w;max	16.8 mm	L/250	Limiet w;2+w;3	16.8 mm
E;mean	E;0;ser;d;inst	9000.0 N/mm^2	E;mean / Kdef	E;0;ser;d;cr	15000.0 N/mm^2
			E-Mod/E;0;ser;d;cr		0.60
Ka.C.(w1)	w;1	5.1 mm		w;c	0.0 mm
Qu.C.1	w;2	3.1 mm			

Comb.	w;3	w;tot	w;max	w;2+w;3	UC(w;max)	UC(w;2+w;3)
Ka.C.1	0.0	8.2	8.2	3.1	0.49	0.18
Ka.C.2	6.5	14.7	14.7	9.6	0.88	0.57
Ka.C.3	1.0	9.2	9.2	4.1	0.55	0.24
Ka.C.4	-6.4	1.8	1.8	-3.3	0.11	0.20
Ka.C.5	6.5	14.7	14.7	9.6	0.88	0.57
	mm	mm	mm	mm		

MAATGEVENDE KRACHTEN (FU.C.3)

Normaalkracht	Nt;Ed	0.00 kN
Dwarskracht	Vy;Ed	0.00 kN
Dwarskracht	Vz;Ed	-0.00 kN
Torsie	Mx;Ed	0.00 kNm
Moment	My;Ed	2.95 kNm
Moment	Mz;Ed	0.00 kNm

MAATGEVENDE DOORBUIGINGEN (KA.C.2)

Ka.C.(w1)	w;1	5.1 mm
Qu.C.1	w;2	3.1 mm
Ka.C.2	w;3	6.5 mm
	w;tot	14.7 mm
	w;max	14.7 mm
	w;2+w;3	9.6 mm
	Limiet w;max	16.8 mm
	Limiet w;2+w;3	16.8 mm
	UC(w;max)	0.88
	UC(w;2+w;3)	0.57

UITGEVOERDE CONTROLES

Doorsnede	NEN-EN1995-1-1#6.1.7 (6.13)	Vz	0.348 / 2.092	0.17	Ok
Doorsnede	NEN-EN1995-1-1#6.1.6 (6.11)		6.825 / 11.077 + 0.7 x 0 / 12.938	0.62	Ok
Doorbuigingen	NEN-EN1995#7.2|NEN-EN1990#A1.4.3 (4)		14.7 / 16.8	0.88	Ok

Ligger gecontroleerd op sterkte en doorbuiging
Ligger Ok