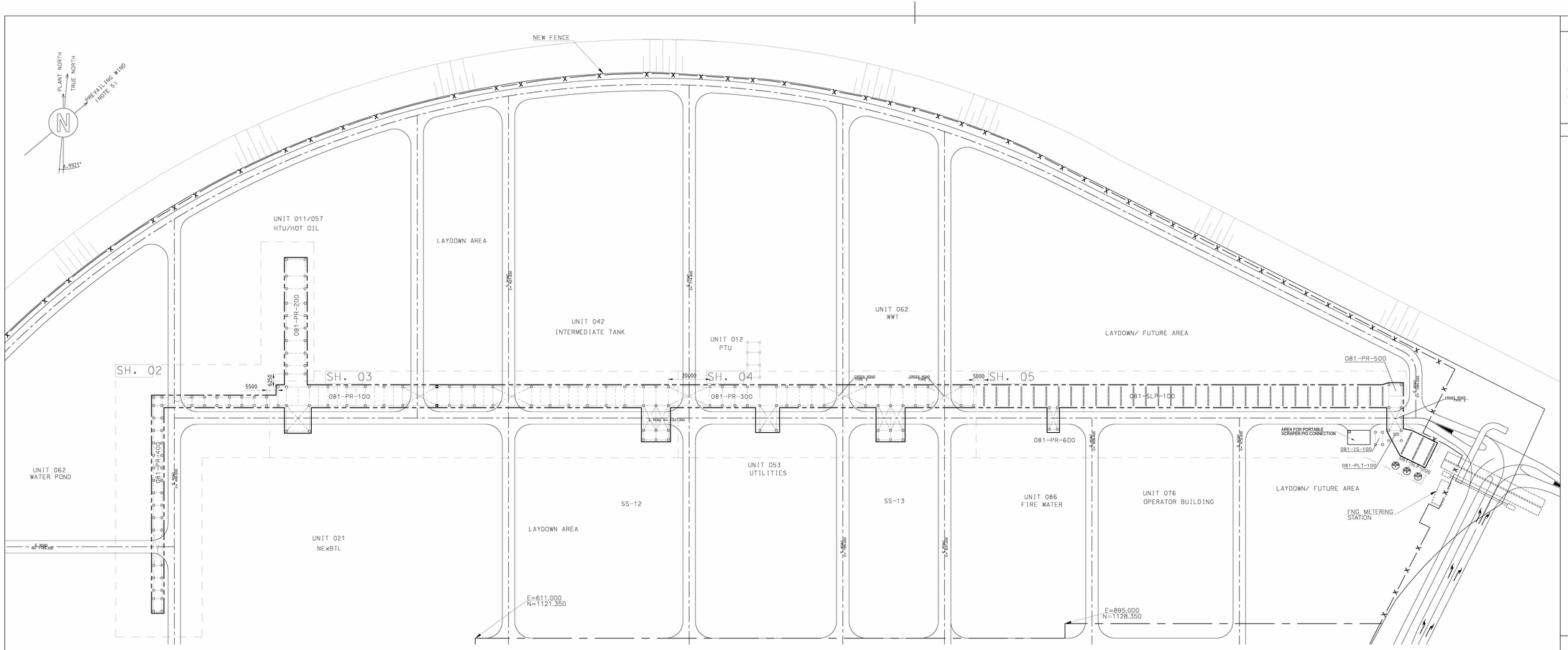

REFERENCE PLAN
(NOT SCALE)

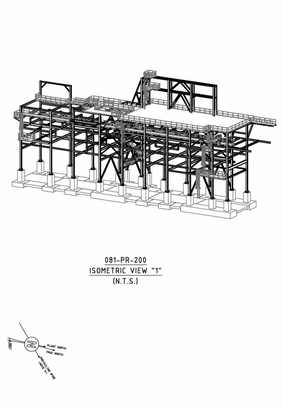

081-PR-200
ISOMETRIC VIEW "1"
(N.T.S.)

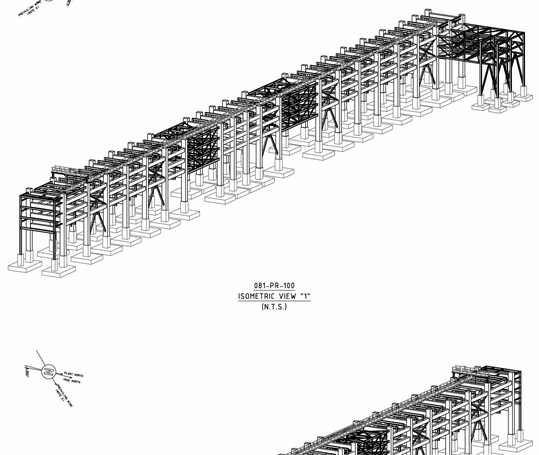

081-PR-100
ISOMETRIC VIEW "1"
(N.T.S.)

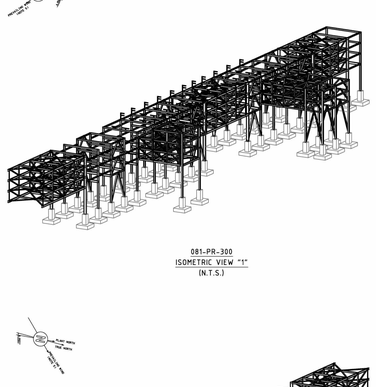

081-PR-300
ISOMETRIC VIEW "1"
(N.T.S.)

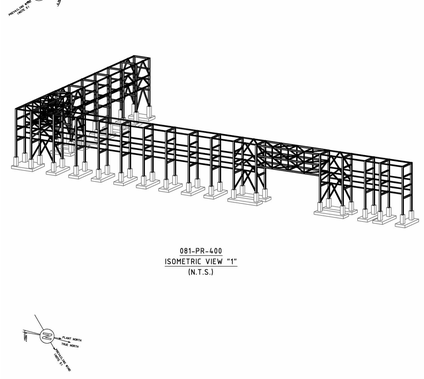

081-PR-400
ISOMETRIC VIEW "1"
(N.T.S.)

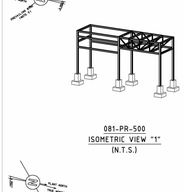

081-PR-500
ISOMETRIC VIEW "1"
(N.T.S.)

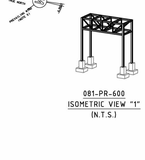

081-PR-600
ISOMETRIC VIEW "1"
(N.T.S.)

081-PR-200
ISOMETRIC VIEW "2"
(N.T.S.)

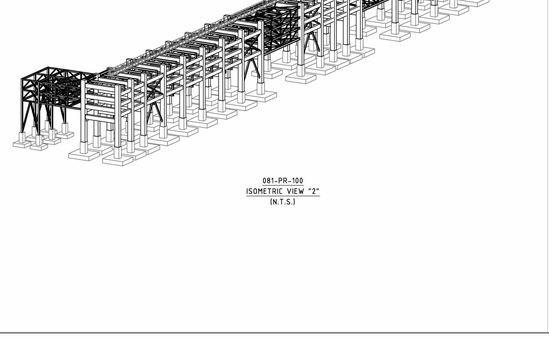

081-PR-100
ISOMETRIC VIEW "2"
(N.T.S.)

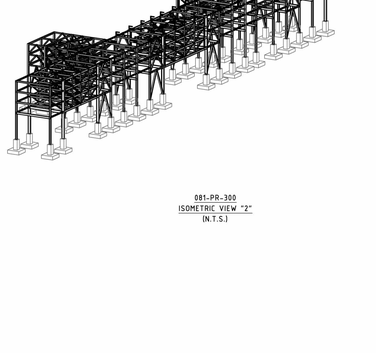

081-PR-300
ISOMETRIC VIEW "2"
(N.T.S.)

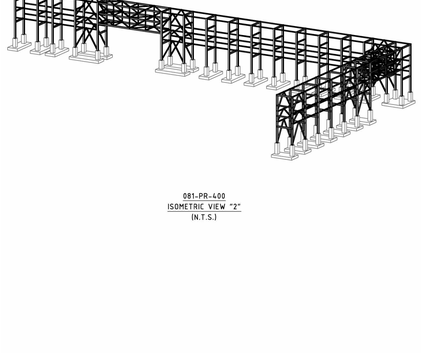

081-PR-400
ISOMETRIC VIEW "2"
(N.T.S.)

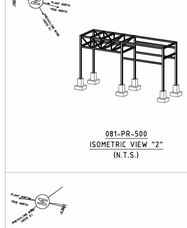

081-PR-500
ISOMETRIC VIEW "2"
(N.T.S.)

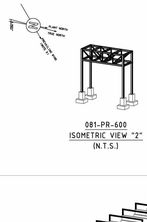

081-PR-600
ISOMETRIC VIEW "2"
(N.T.S.)



081-SLP-100
ISOMETRIC VIEW "1"
(N.T.S.)

081-SLP-100
ISOMETRIC VIEW "2"
(N.T.S.)

GENERAL NOTES

1. COORDINATES ARE REFERRED TO PLANT NORTH.
   PLANT REFERENCE POINT (N=1000.000 AND E=1000.000)
   CORRESPONDS TO GEOGRAPHIC COORDINATES:(N=443433.61 / E=60602.33)
2. ALL DIMENSIONS AND ELEVATIONS ARE IN MILLIMETERS AND 360° DEGREES CIRCLE UNLESS OTHERWISE INDICATED.
3. ALL COORDINATES ARE IN METERS.
4. THE ELEVATION 100.000 CORRESPONDS TO (HIGHT POINT OF PAVING) AND IS EQUIVALENT +5.80 m. N.A.P.

LEGEND

T.L.	TANGENT LINE EQUIPMENT
TOC	TOP OF CONCRETE
℄	CENTER LINE
TOS	TOP OF STEEL
H.P.P.	HIGHEST PAVING POINT
EL.	ELEVATION
F.G.L.	FINISH GROUND LEVEL
F.S.	FIXED SADDLE
—— - - - ——	DENOTES ZONE LIMIT
— X —— X —	DENOTES FENCE
	DENOTES PIPE RACKS
	DENOTES STRUCTURES
	DENOTES SHELTERS
	DENOTES PLATFORMS
	DENOTES EQUIPMENT FOUNDATIONS
	DENOTES BASINS

KEY PLAN

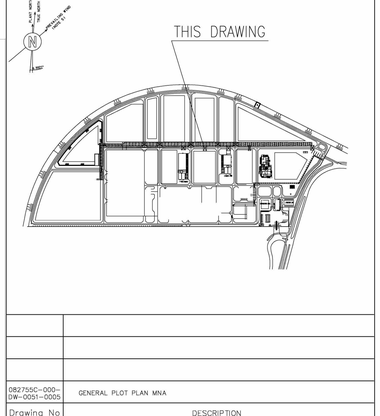

Drawing No	DESCRIPTION
082755C-000-DW-0051-0005	GENERAL PLOT PLAN MNA

REFERENCE DRAWINGS

CONFIDENTIAL

REV	DATE	DESCRIPTION	PREP	CKD	APPR/AUTH
A	10-08 2021	ISSUED FOR LOCAL AUTHORITY	C.GRAVINA	E. GEROCARNI NAPPO M.CALPINI	V.COLONE M.LANDOTTI

CLIENT DRAWING — Eline Aeriaanse Nappo — Gabriele Pieri

NESTE — TECHNIP ENERGIES

RDCG (Rotterdam Capacity Growth) - DEFINITION PHASE
NESTE

UNIT-081 (INTERCONNECTING MNA)
GENERAL CIVIL LAYOUT

Scale	Technip Drawing No						Page	Rev.
1:200	082755C	081	DW	17	01	0001	1of5	A
	Project	Unit	Doc.Type	Disc	Subj	Ser.No		

NESTE Drawing No

–
CAD Model

TECHNIP ITALY S.p.A. - 00148 ROMA - Viale Castello della Magliana, 68

The present document or drawing is property of TECHNIP ITALY S.p.A. and shall not, under any circumstances, be totally or partially directly or undirectly, transferred, reproduced, copied, disclosed or used, without its prior written consent, for any purpose and in any way other than that for which it is specifically furnished or outside the extent of the agreed upon right of use.

CAD Model 082755C-081-DW-1701-0001-01_A.dwg