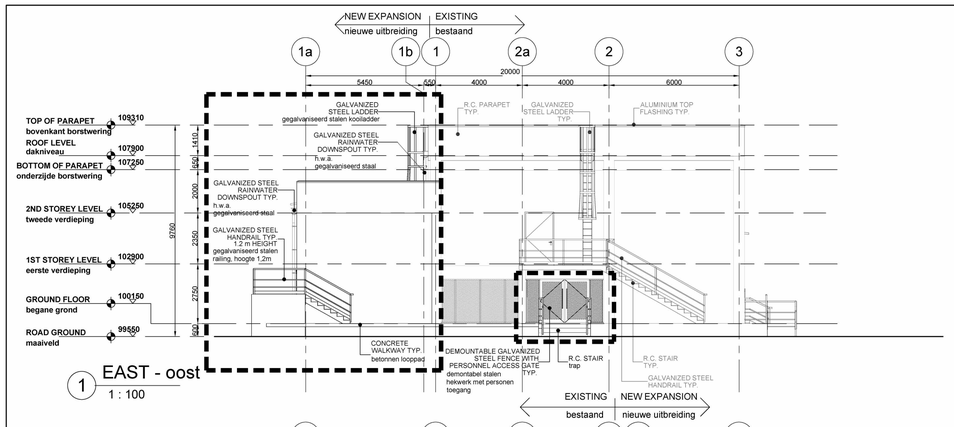

1 EAST - oost
1 : 100

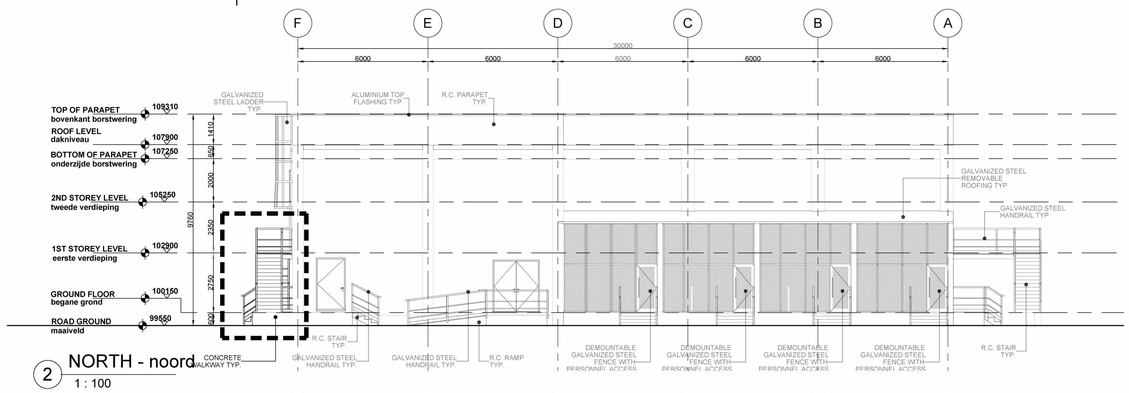

2 NORTH - noord
1 : 100

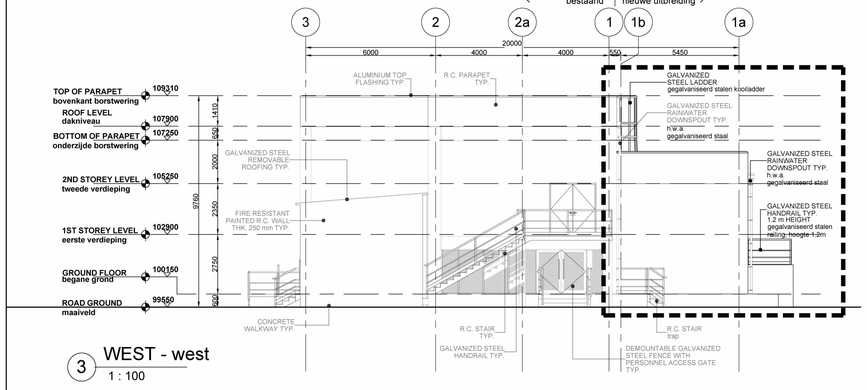

3 WEST - west
1 : 100

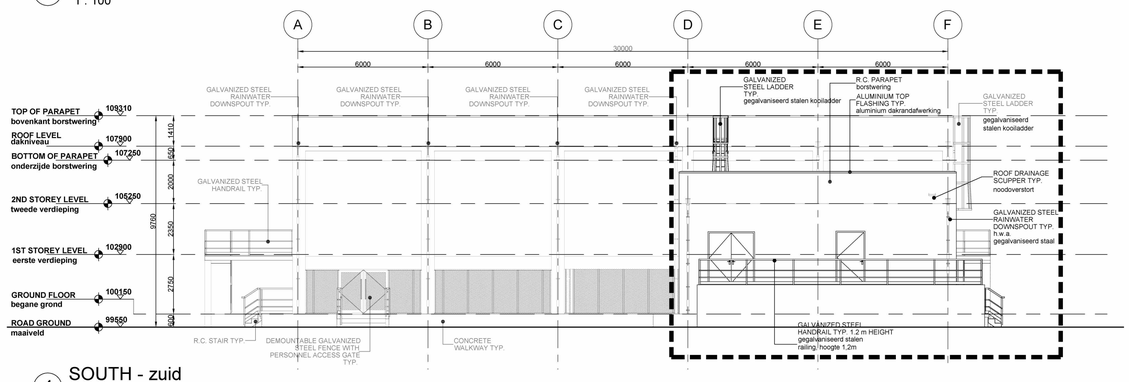

4 SOUTH - zuid
1 : 100

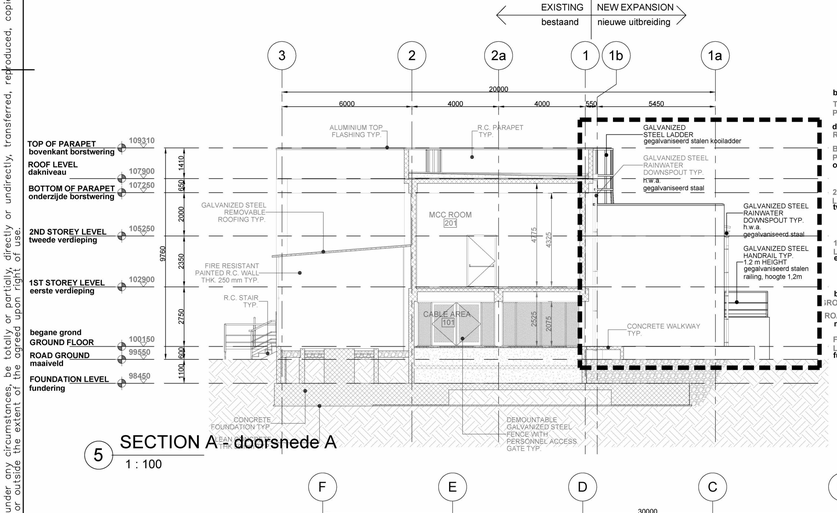

5 SECTION A - doorsnede A
1 : 100

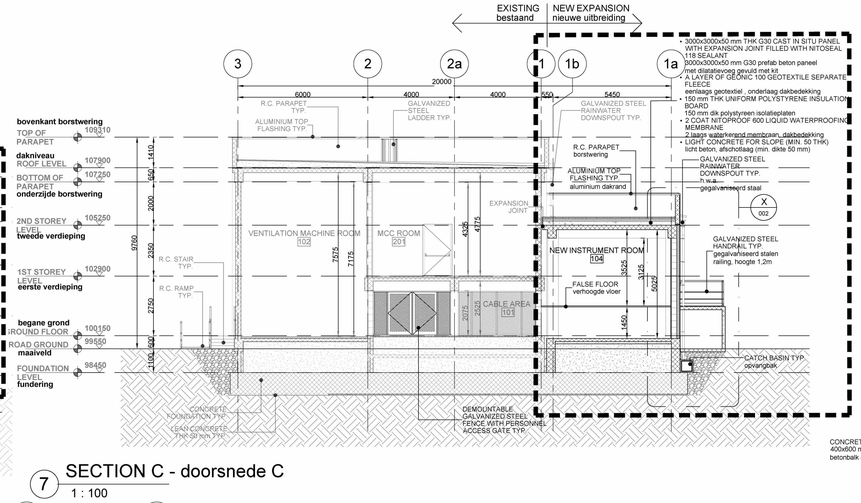

7 SECTION C - doorsnede C
1 : 100

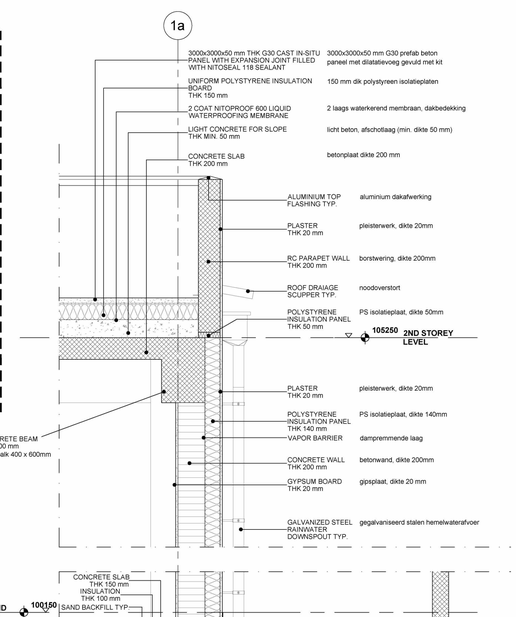

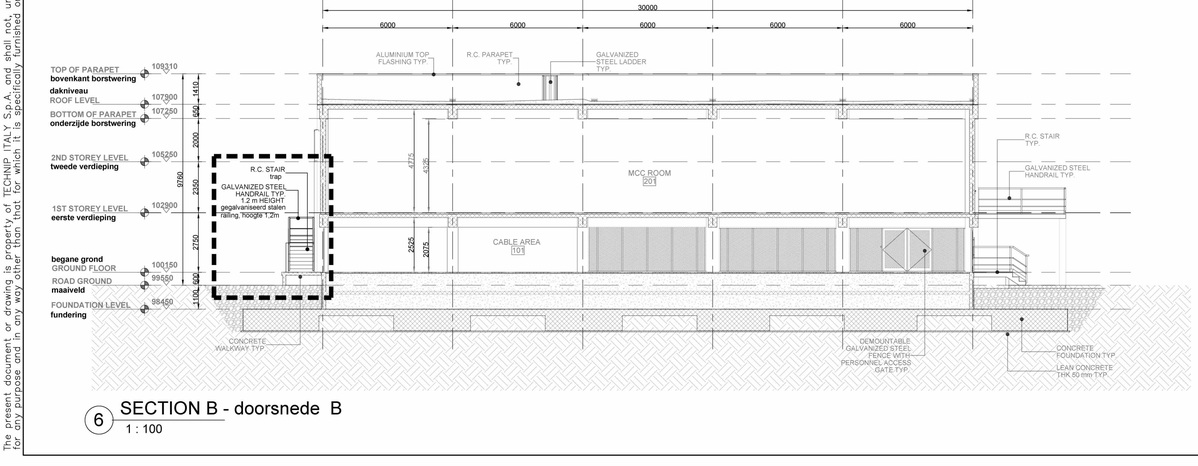

6 SECTION B - doorsnede B
1 : 100

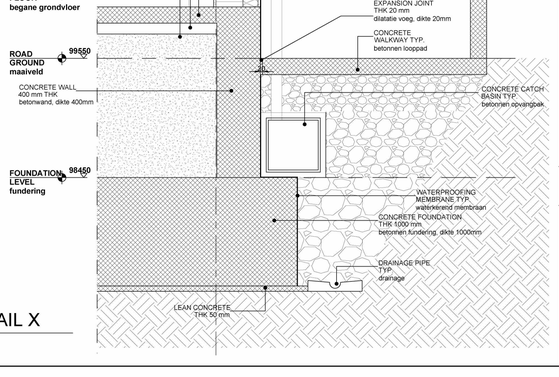

X DETAIL X
1 : 20

GENERAL NOTES

1. ALL DIMENSIONS ARE EXPRESSED IN MILLIMETERS & ELEVATIONS IN METERS
alle afmetingen zijn in millimeters & peilmaten in meters
2. THE ROOF, THE WALLS AND ELEVATED FLOOR OF THE BUILDING SHALL PROVIDE TWO HOURS FIRE RESISTANCE
het dak, de wanden en verhoogde vloeren van het gebouw hebben een brandweerstand van twee uur
3. THE STAIRCASES SHALL BE PROVIDED OF EMERGENCY LIGHTING.
de trappenhuizen worden voorzien van noodverlichting
4. ALL DIMENSIONS ARE REFERRED TO ROUGH SURFACES
alle afmetingen verwijzen naar ongafgewerkte oppervlakken
5. ELECTRICAL/INSTRUMENT EQUIPMENT & CHANNEL LAYOUT ARRANGEMENT ARE INDICATIVE. REFER TO ELECTRICAL/INSTRUMENT DRAWINGS
electrische en instrumentatie installatie en kabelverloop zijn indicatief. hiervoor wordt verwezen naar de electrical en instrumentatie tekeningen
6. THIS DRAWING IS VALID ONLY FOR SUBCONTRACTOR SYSTEM AND FINISHING DETAILED DESIGN, MATERIAL SELECTION AND FOR BUILDING PERMIT
deze tekening is alleen ten behoeve van onderaanneming, afwerking- en detail ontwerp, materiaalkeuze en voor bouwaanvraag
7. FOR APPLICABLE FIRE AND SMOKE CLASSES PLEASE REFER TO THE INTEGRAL PLAN BRANDBEVEILIGHEID
voor de geldende brand en rooklassen wordt verwezen naar het Integraal Plan Brandveiligheid (IPB).

NOTE FOR REV. C
NOTES UPDATED

LEGEND

REINFORCED CONCRETE COLUMNS
gewapend betonkolommen

EXTERNAL: CMU THK 250 mm PLASTERED & PAINTED BOTHSIDES
+ VAPOR BARRIER
+ INSULATION PANELS
+ GYPSUM BOARDING
buiten: CMU, dikte 250 mm met pleisterwerk beide zijden geschilderd
+ dampremmende laag
+ isolatieplaten
+ gips bepleiting

INTERNAL: CMU THK 200 mm PLASTERED & PAINTED BOTHSIDES
binnen: CMU, dikte 200 mm met pleisterwerk beide zijden geschilderd

GALVANIZED PAINTED STEEL DOOR
gegalvaniseerd, geschilderde stalen deur

DOOR FIRERATED
brandwerende deur

GRAVEL
grind

CEMENT SAND SCREED
zandcementdekvloer

CONCRETE PAVING WITH HARDENER
betonverharding met verharder

ACID RESISTANT TILES 200x200mm
zuurbestendige tegels 200x200mm

FALSE FLOOR 600x600mm
verhoogde vloer 600x600mm

GRANITE GRES TILES 300x300mm
graniet tegels 300x300 mm

GRATING
rooster

FFL
YYY JJJ KKK XXX
FINISH FLOOR LEVEL- afwerking vloerniveau

XXX A/C AIR CONDITIONING
NV NATURAL VENTILATION
MV MECHANICAL VENTILATION
YYY ROOM NUMBER - ruimtenummer
JJJ SMOKE DETECTION-rookdetectie
KKK TF TOTAL FLOODING FIRE EXTINGUISHER SYSTEM
SS SPRAY SYSTEM

FIRE RESISTANCE IN HOURS OF FIRE RATED WALL CONSTRUCTION
brandweerstand in uren van de brandwerende wandconstructie

ACCESS OPENING - toegang

XXXX SURFACE COMPARTMENTATION
oppervlakte compartimentering

INTERVENTION AREA
werkgebied

GENERAL PLOT PLAN

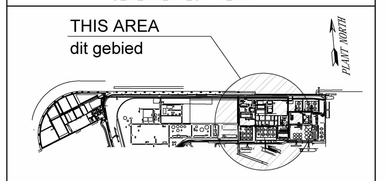

PLOT PLAN

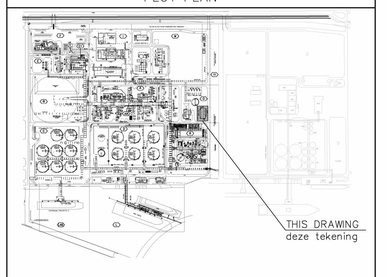

082755C-075-DW-2052-0002-04	EMERGENCY ESCAPE ROUTE AND FIRE PROTECTION LAYOUT nooduitgangen en brandveiligheid plattegrond
082755C-075-DW-2052-0002-03	FOUNDATION – fundering
082755C-075-DW-2052-0002-01	PLAN VIEWS AND SCHEDULES – pl.gronden en schema's
Drawing No	DESCRIPTION – omschrijving

REFERENCE DRAWINGS - referentietekeningen

CONFIDENTIAL

REV	DATE	DESCRIPTION	PREP	CKD	APPR/AUTH
	2-9-2021	issued for local authorities			
C	01/09/21	RE-ISSUE FOR FEED	C.C.	A.F.	A.F./M.L.
B	03/08/21	RE-ISSUE FOR FEED	C.C.	A.F.	A.F./M.L.
A	25/06/21	ISSUE FOR FEED	C.C.	A.F.	A.F./M.L.

NESTE
TEN TECHNIP ENERGIES

RDCG (Rotterdam Capacity Growth) - DEFINITION PHASE
NESTE

SS 06 (75IA-09) - REVAMPING BUILDING ELEVATIONS, SECTIONS AND DETAIL
gevels, doorsnedes en detail

Scale	Technip Drawing No					Page	Rev.
AS SHOWN	082755C Project	075 Unit	DW Doc.Type	20 Disc	52 Subj	0002 Ser.No	2of4	C

NESTE Drawing No
– CAD Model
2305-075-DW-2052-0002

The present document or drawing is property of TECHNIP ITALY S.p.A., and shall not, under any circumstances, be totally or partially, directly or undirectly, transferred, reproduced, copied, disclosed or used, without its prior written consent, for any purpose and in any way other than that for which it is specifically furnished or outside the extent of the agreed upon right of use.

CAD Model 082755C-075-DW-2052-0002-02_C.dwg