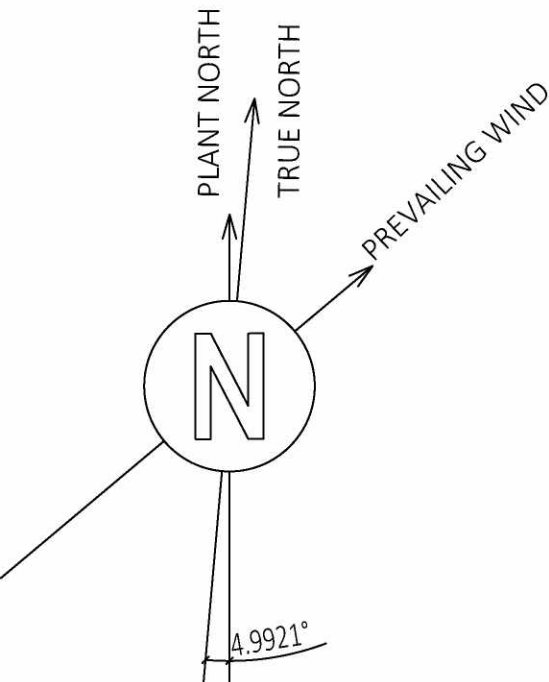


The present document or drawing is property of TEC for any purpose and in any way other than that for which it was prepared.







A. FOR DETAILS ON FIRE EXTINGUISHER REFER TO ACTIVE FIRE PROTECTION PHILOSOPHY (DOC N° 082755C-000-JSD-1900-001).

B. FOR DETAILS ON SAFETY SHOWER AND EYE WASH STATION REFER TO HSE DESIGN CRITERIA (DOC N° 082755C-000-JSD-1900-003)

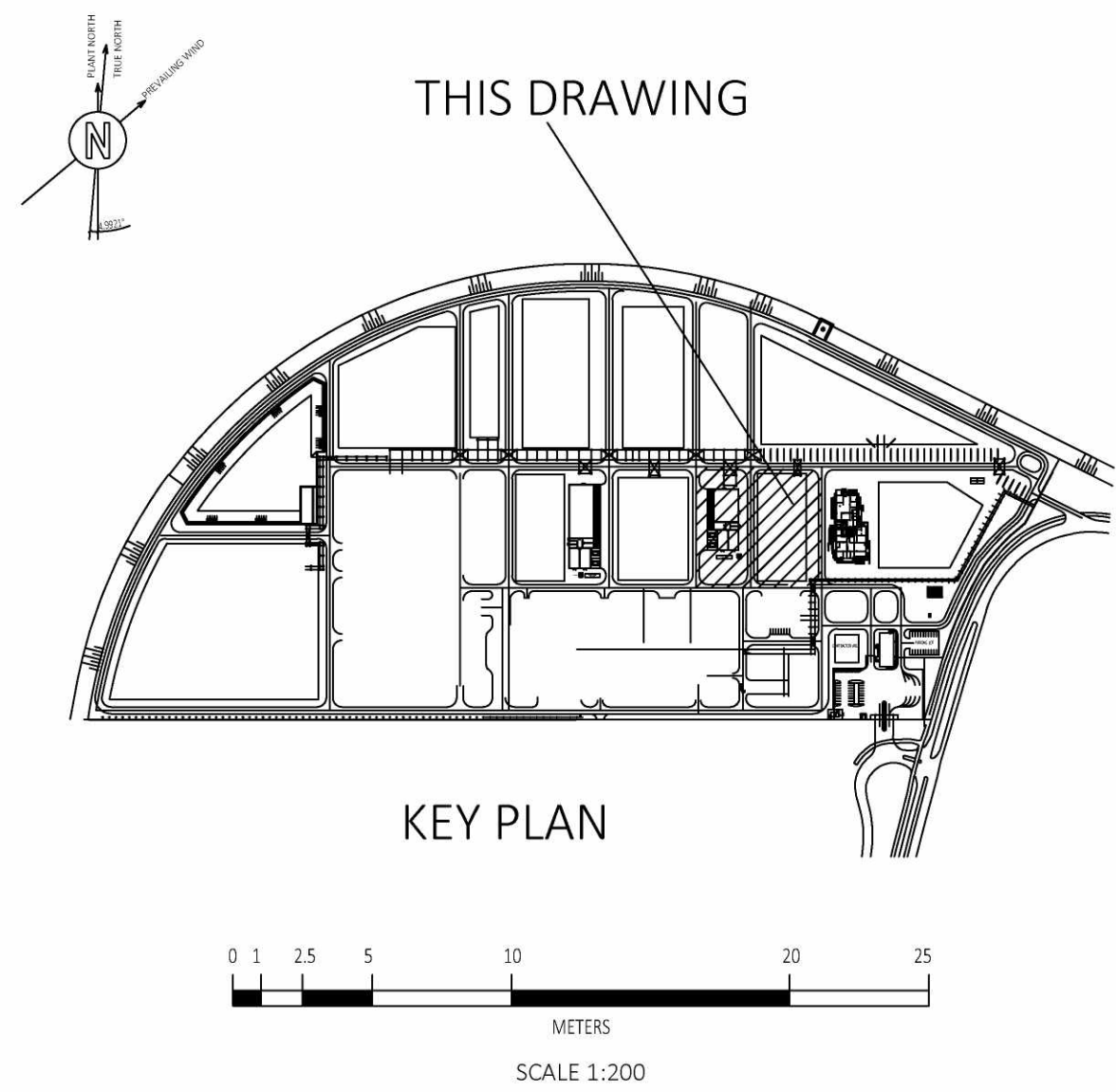
NOTE

1. FIRE EXTINGUISHERS SHALL BE PROVIDED FOR SUBSTATIONS, FOR DETAILED ARRANGEMENT AND NUMBER OF SAFETY EQUIPMENT AND PERSONNEL PROTECTION EQUIPMENT INSIDE ELECTRICAL SUBSTATION SS13 BUILDING REF RELEVANT BUILDING DRAWINGS (HOLD).

## LEGEND AND SYMBOLS

SYMBOLS	DESIGNATION	QTY
	SAFETY SHOWER & EYE WASH STATION (SS)	0
	PORTABLE EXTINGUISHER 12 kg	5
	WHEEL EXTINGUISHER 50 kg	2
	STEAM LANCE	0

## KEY PLAY

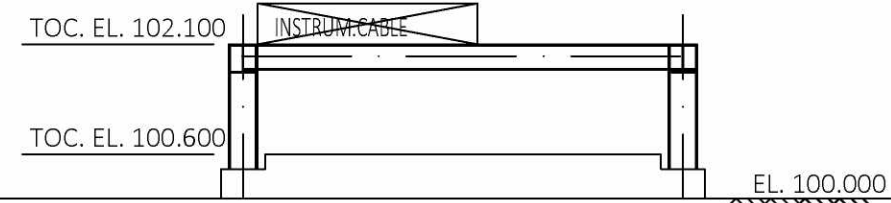
[illegible]

RDCG (Rotterdam Capacity Growth) - DEFINITION PHASE  
NESTE  
SAFETY EQUIPMENT AND PERSONNEL PROTECTION  
EQUIPMENT LAYOUT - UNIT 086

Scale	Technip Drawing No						Page	Rev
1/200	082755C Project	086 Unit	DW Doc.Type	19 Disc	33 Subj	0011 Ser.No	1 of 1	A
NESTE Drawing No								

CAD Mode

**TECHNIP ITALY S.p.A.** - 00148 ROMA - Viale Castello della Magliana, 68



VIEW "A-A"

EQUIPMENT NO.	SERVICE	NOTES
86FB-01	FIRE WATER STORAGE TANK	
86FB-02	FIRE WATER STORAGE TANK	
86GA-01 A/B/C	FIRE WATER PUMPS	
86GA-02/S	FIRE WATER JOCKEY PUMPS	
86EB-01	86FB-01 HEATING COIL	NOT SHOWN ON PLOT PLAN
86EB-02	86FB-01 EMERGENCY ELECTRIC HEATER	NOT SHOWN ON PLOT PLAN
86EB-03	86FB-02 HEATING COIL	NOT SHOWN ON PLOT PLAN
86EB-04	86FB-02 EMERGENCY ELECTRIC HEATER	NOT SHOWN ON PLOT PLAN
SS-13	ELECTRICAL SUBSTATION	

DO NOT USE AS PLOT PLAN VALID FOR  
SAFETY EQUIPMENT AND PERSONNEL PROTECTION EQUIPMENT ONLY

CAD Model 082755C-086-DW-1933-0011-01 A.dwg