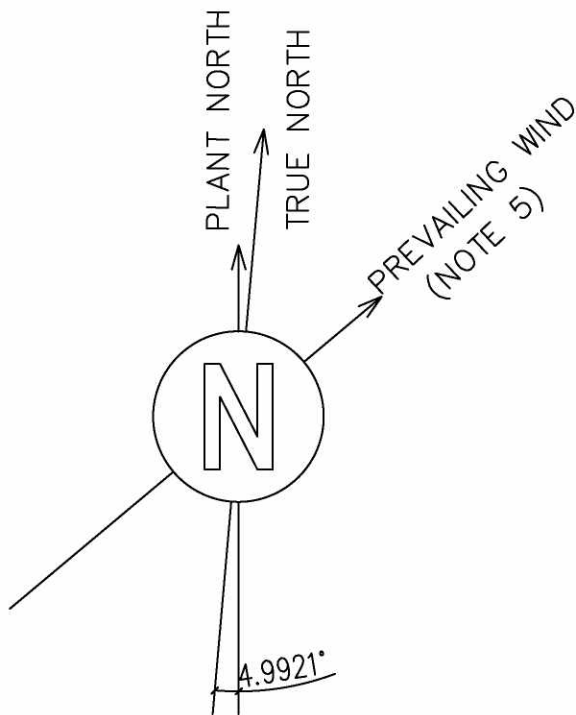
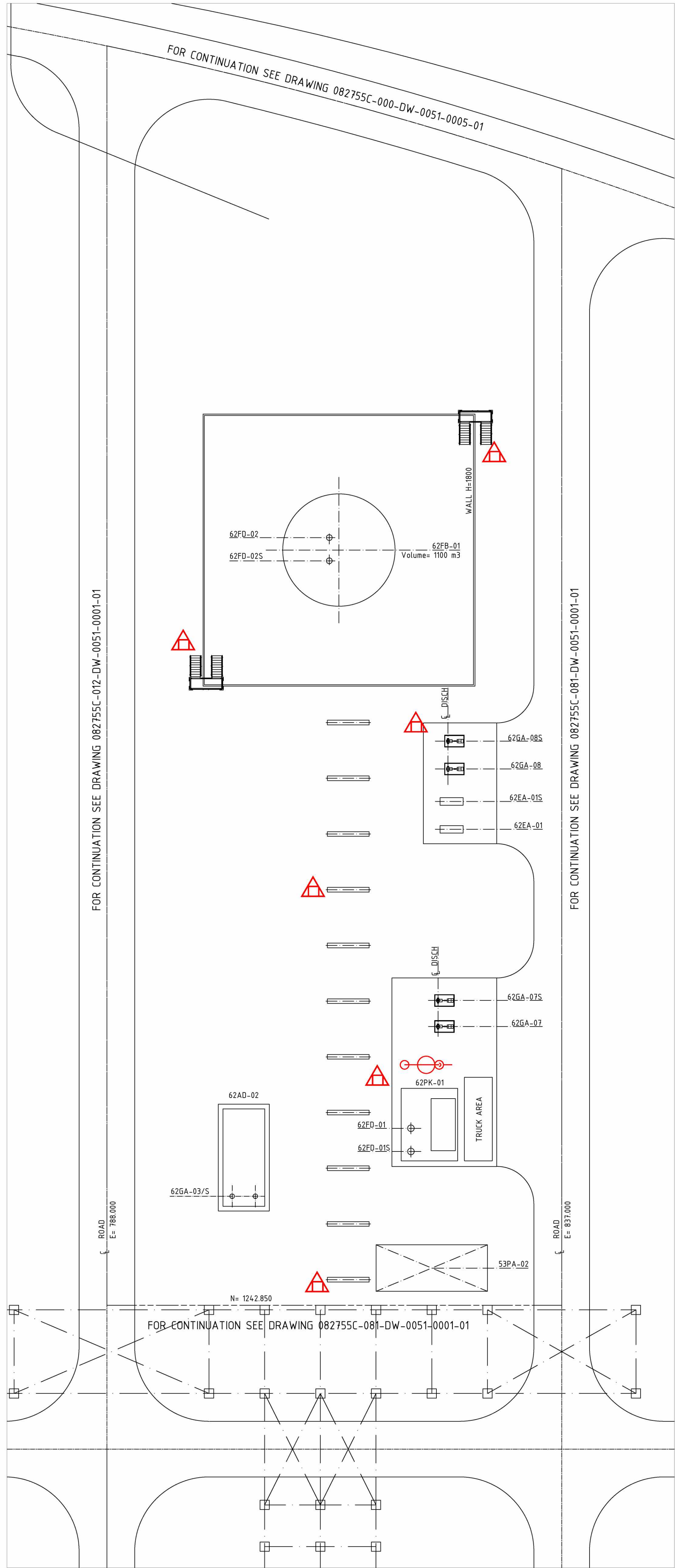


The present document, or drawing is property of TECHNIP ITALY S.p.A. and shall not, under any circumstances, be totally or partially, directly or indirectly, transferred, reproduced, copied, disclosed or used, without its prior written consent, for any purpose and in any way other than that for which it is specifically furnished or outside the extent of the agreed upon right of use.

EQUIPMENT NO.	SERVICE	NOTE
62AD-02	EAST STORM WATER BASIN	
62AD-03	SANITARY WATER BASIN	LOCATED IN UNIT-076
62CA-03	OILY WATER PUMP	
62CA-03S	OILY WATER PUMP	
62CA-06	SANITARY WATER PUMP	LOCATED IN UNIT-076
62CA-06S	SANITARY WATER PUMP	LOCATED IN UNIT-076
62CA-07	NEXPRE CPI EFFLUENT PUMP	
62CA-07S	NEXPRE CPI EFFLUENT PUMP	
62CA-08	NEXPRE BUFFER TANK PUMP	
62CA-08S	NEXPRE BUFFER TANK PUMP	
62EA-01	WASTE WATER COOLER	
62EA-01S	WASTE WATER COOLER	
62FD-01	NEXPRE CPI AC CANISTER	LOCATED INSIDE 62PK-01
62FD-01S	NEXPRE CPI AC CANISTER	LOCATED INSIDE 62PK-01
62FD-02	NEXPRE BUFFER TANK AC CANISTER	
62FD-02S	NEXPRE BUFFER TANK AC CANISTER	
62FB-01	NEXPRE BUFFER TANK	
62PK-01	NEXPRE CPI PACKAGE	
53PA-02	MNA 10 BAR(G) TO LP STEAM	



- GENERAL NOTES
- A. FOR DETAILS ON FIRE EXTINGUISHER REFER TO ACTIVE FIRE PROTECTION PHILOSOPHY (DOC N° 082755C-000-JSD-1900-001).
- B. FOR DETAILS ON SAFETY SHOWER AND EYE WASH STATION REFER TO HSE DESIGN CRITERIA (DOC N° 082755C-000-JSD-1900-003)
- C. FOR UNIT 62 AREA RELEVANT TO WWT HANDLING INCLUDING STORM WATER BASIN, NO SAFETY EQUIPMENT AND PERSONNEL PROTECTION EQUIPMENT LAYOUT IS PROVIDED.

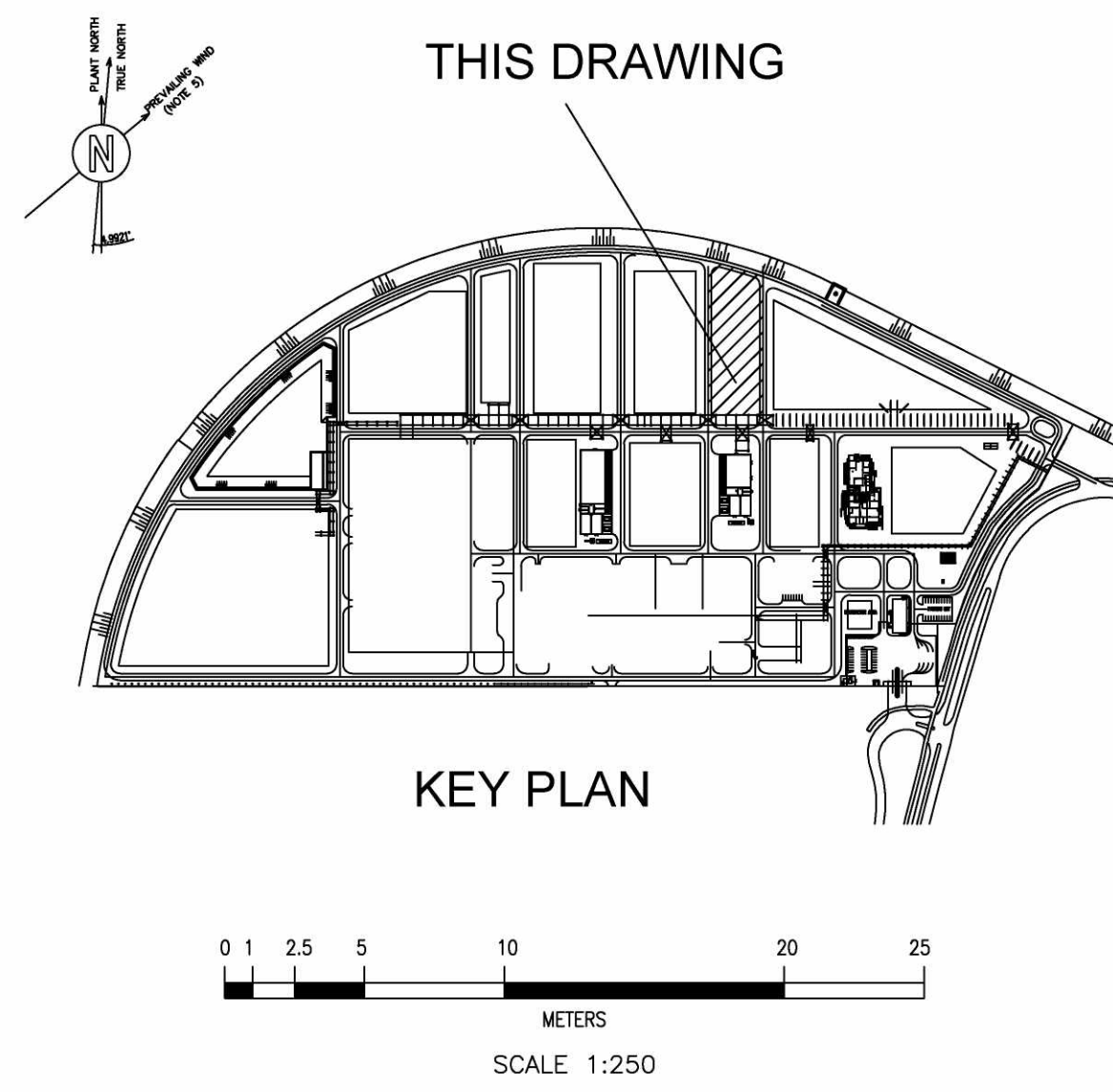
NOTES

LEGEND

LEGEND AND SYMBOLS:

SYMBOLS	DESIGNATION	QTY
	SAFETY SHOWER & EYE WASH STATION (SS)	1
	PORTABLE EXTINGUISHER 12 kg	6
	WHEELED EXTINGUISHER 50 kg	0
	STEAM LANCE	0




KEY PLAN



082755C-062-DW-0051-0001-02_A	062 (WWT HANDLING MNA) - UNIT PLOT PLAN PRE-TREATMENT SECTION
Drawing No	DESCRIPTION

REFERENCE DRAWINGS

CONFIDENTIAL

						 Lanciotti
2-9-2021	issued for local authorities					
A	21/05/2021	ISSUE FOR REVIEW	G.PALOMBA	A.TAMBURO	C.PALOMBA	F.LIQUORI
REV	DATE	DESCRIPTION	PREP	CKD	APPR/AUTH	

NESTE

TECHNIP ENERGIES

RDCG (Rotterdam Capacity Growth) - DEFINITION PHASE  
NESTE

SAFETY EQUIPMENT AND PERSONNEL  
PROTECTION EQUIPMENT LAYOUT - UNIT 062

Scale	Technip Drawing No	Page	Rev.
1/250	082755C 062 DW 19 33 0011 Project Unit Doc.Type Disc Subj Ser.No	1 of 1	A
NESTE Drawing No			

CAD Model	
-----------	--

DO NOT USE AS PLOT PLAN VALID FOR  
SAFETY EQUIPMENT AND PERSONNEL PROTECTION EQUIPMENT ONLY