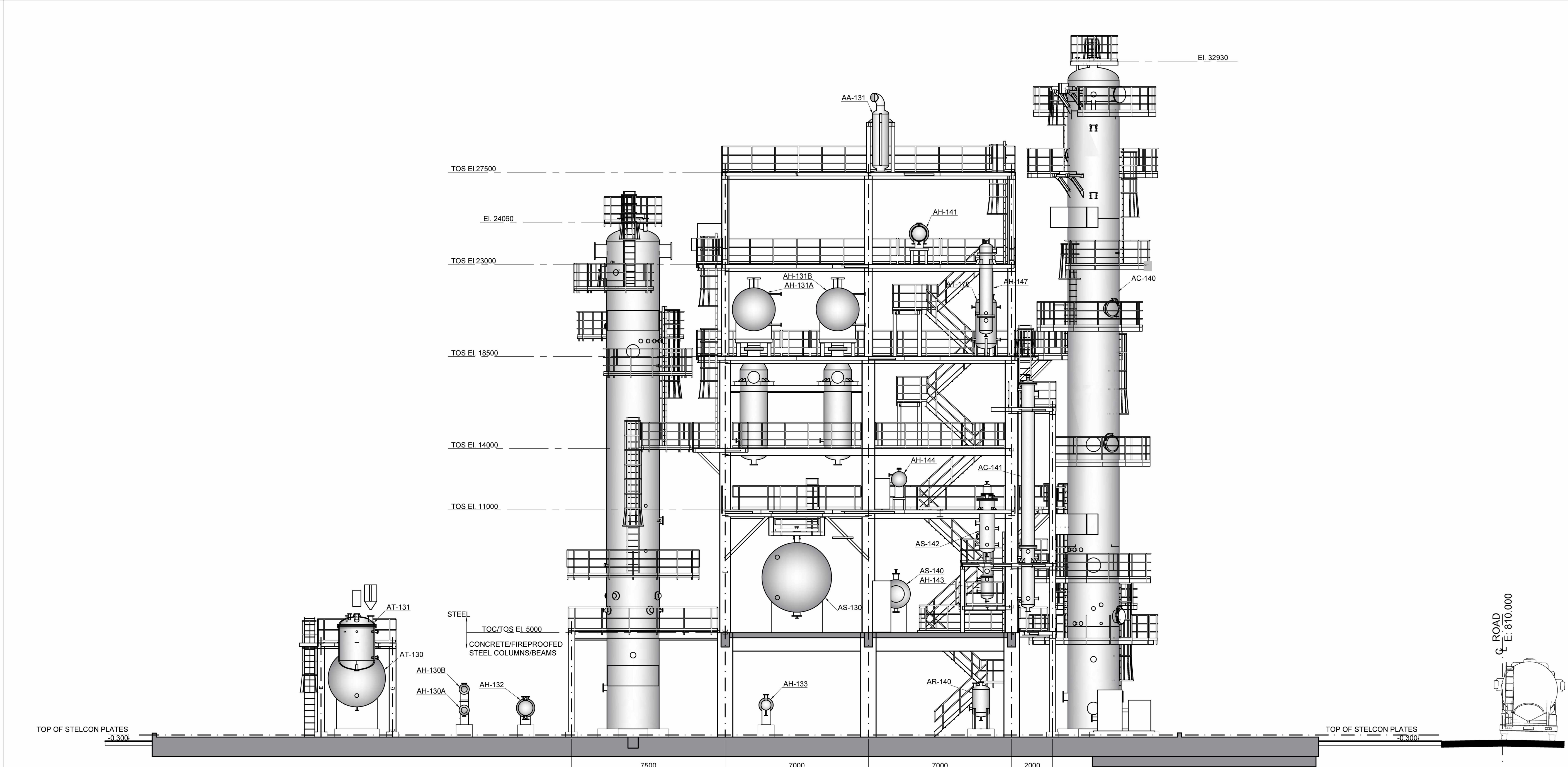
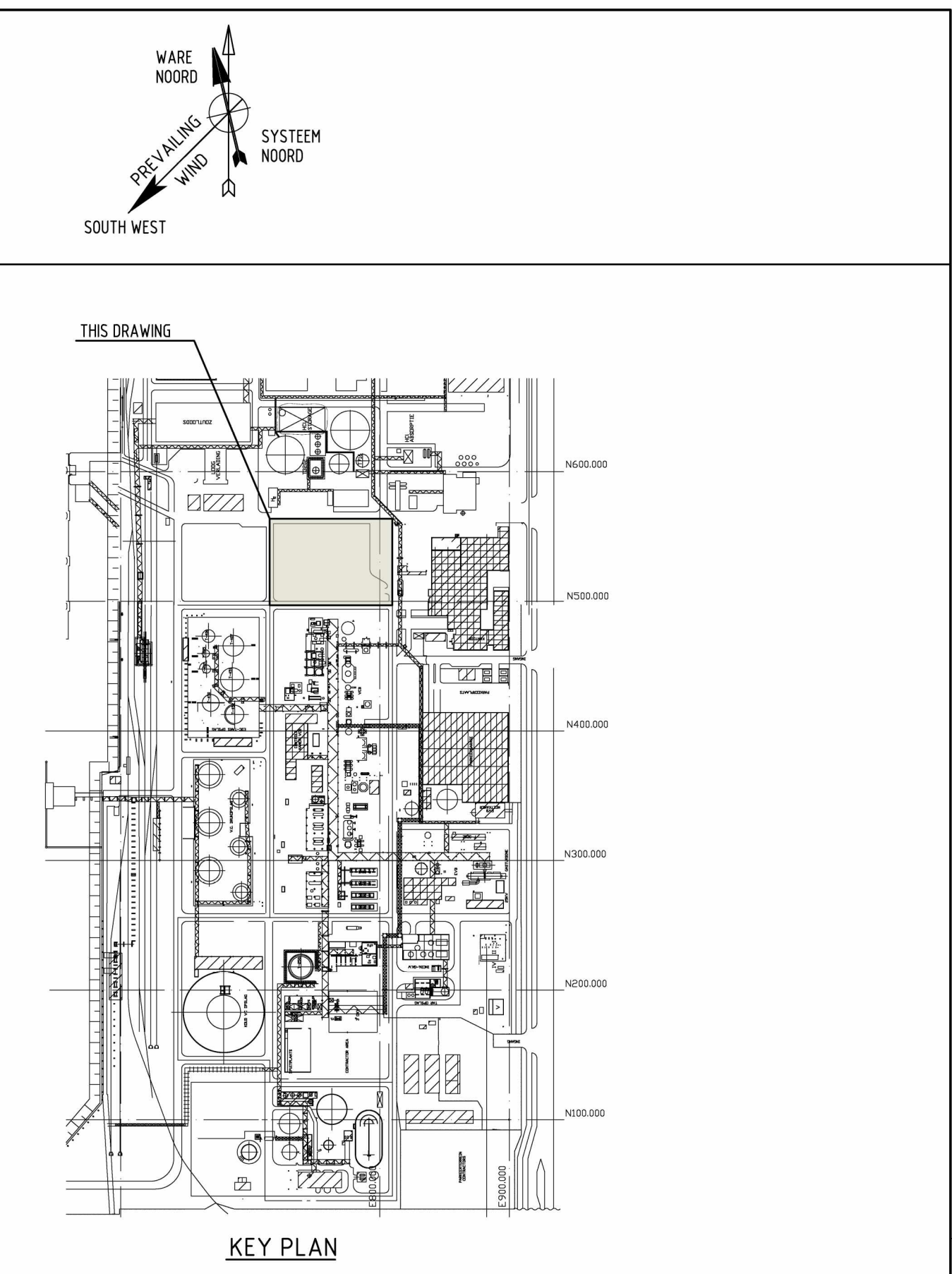


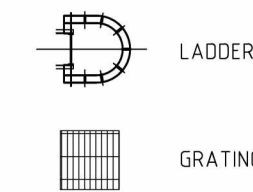
SECTION A-A
LOOKING NORTH



SECTION D-D
LOOKING NORTH



LEGEND



ABBREVIATIONS

BDC = BOTTOM OF CONCRETE
CJ = CONSTRUCTION JOINT
CL = CENTER LINE
DIA = DIAMETER
EL = ELEVATION
FFL = FINISHED FLOOR LEVEL
FRS = FIRE RESISTANCE (in mm)
GL = GRADE LEVEL
RWS = RAIN WATER SYSTEM

n = METER
mm = MILLIMETER
MIN = MINIMUM
MAX = MAXIMUM
T.O.C. = TOP OF CONCRETE
T.O.S. = TOP OF STEEL
TYP = TYPICAL
THK = THICKNESS

REFERENCE DRAWINGS

FLUOR DOC. NO.	DRAWING NO.	TITLE
ABXN-HTDC-215-PLN-001-00001	A.111.218	PLOT PLAN GREENFIELD AREA
ABXN-HTDC-215-PLN-001-00001	A.111.213	SECTION B-B & C-C
ABXN-HTDC-215-PLN-001-00001	A.111.079	SECTION E-E, F-F, G-G, H-H, I-I & J-J
ABXN-HTDC-215-PLN-001-00002	A.111.243	SUBSTATION
ABXN-HTDC-215-PLN-001-00008	A.111.276	ISOL VIEW
ABXN-HTDC-215-PLN-001-00007	A.111.098	BROWN FIELD ISOL KEYPLAN
ABXN-HTDC-215-PLN-001-00008	A.111.811	BROWN FIELD ISOL 1 & 2
ABXN-HTDC-215-PLN-001-00009	A.111.812	BROWN FIELD ISOL 3
ABXN-HTDC-215-PLN-001-00010	A.111.813	BROWN FIELD ISOL 4 & 5

NOTE:

- ALL DIMENSIONS IN MILLIMETERS UNLESS NOTED OTHERWISE
- DIMENSIONS ARE APPROXIMATE AND NOT FINAL
- PLANT LEVELS:
CALLED ELEVATION (IN M) = 0.000
ACTUAL ELEVATION (IN M) N.A.P. = +4.750 + HPP

FLUOR

FLUOR DOC. NUMBER
ABXN-HTDC-215-PLN-001-00002

REV	DATE	REVISION DESCRIPTION	BY	CHK	APPV
A	26/04/2021	ISSUED FOR CLIENT REVIEW	NH	PK	PK
B	18/05/2021	ISSUED FOR PERMITTING	NH	PK	PK
C	05/10/2021	ISSUED FOR PERMITTING	PN	PK	PK

fact no.		rev. no.	process / unit	status	project no.	revision / tag no.	vendor name	vendor project no.
title		HTDC PLOT BOTLEK SECTION A-A & D-D			location doc. no.			
part / part description		HTDC			part list doc. no.			
scale	dimensions in	mm	mm	mm	dec. type	abbr.	FD doc. no.	FD number
1:150								
ShinEtsu		Shin-Etsu PVC B.V. Botlek			A0 - 4.111.219			
sheet		1			of 1			