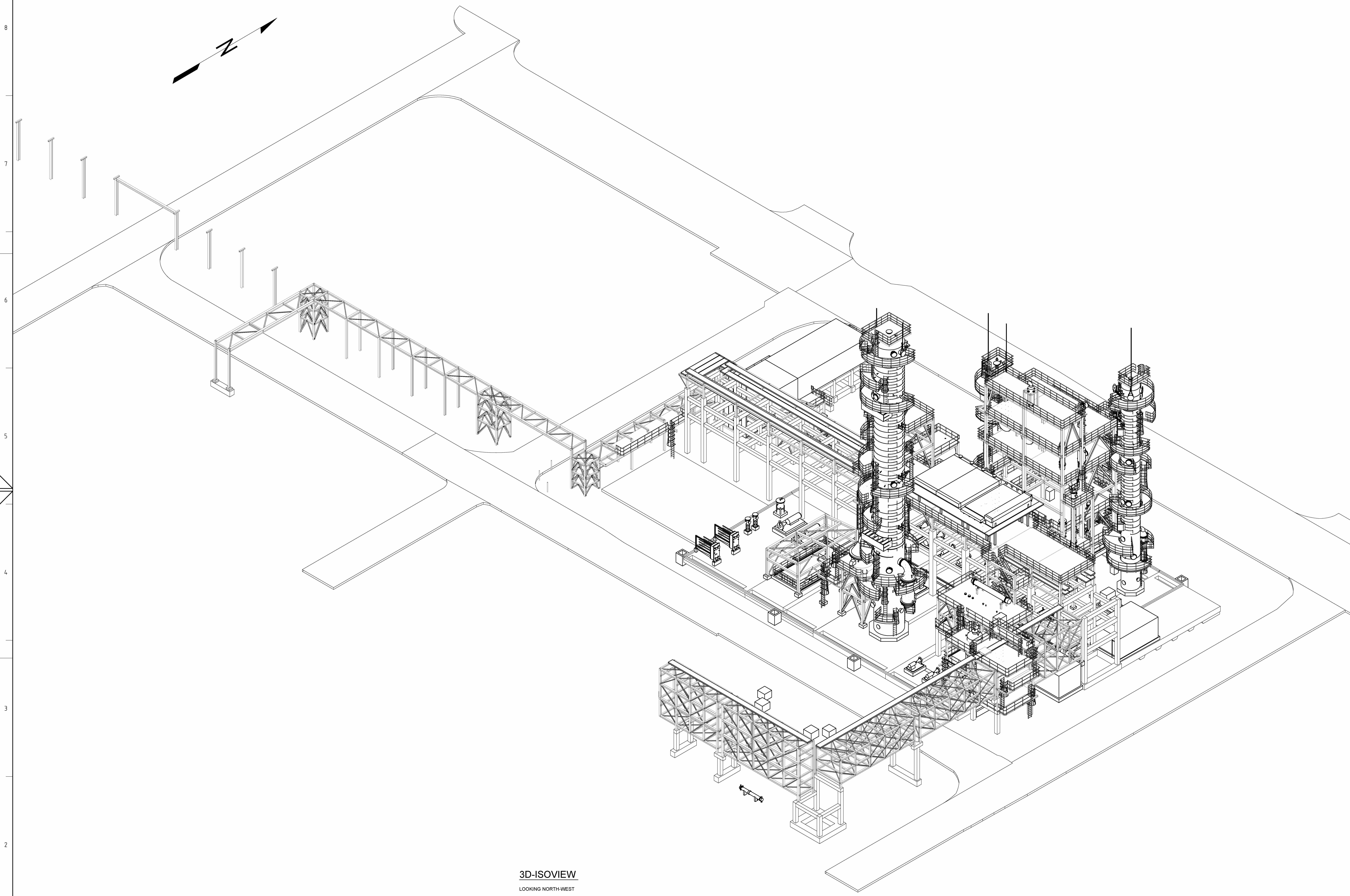
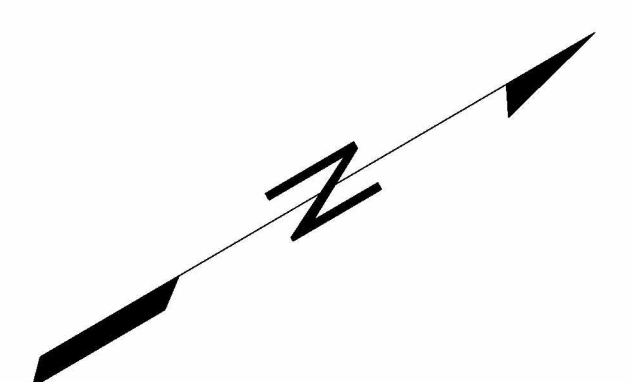
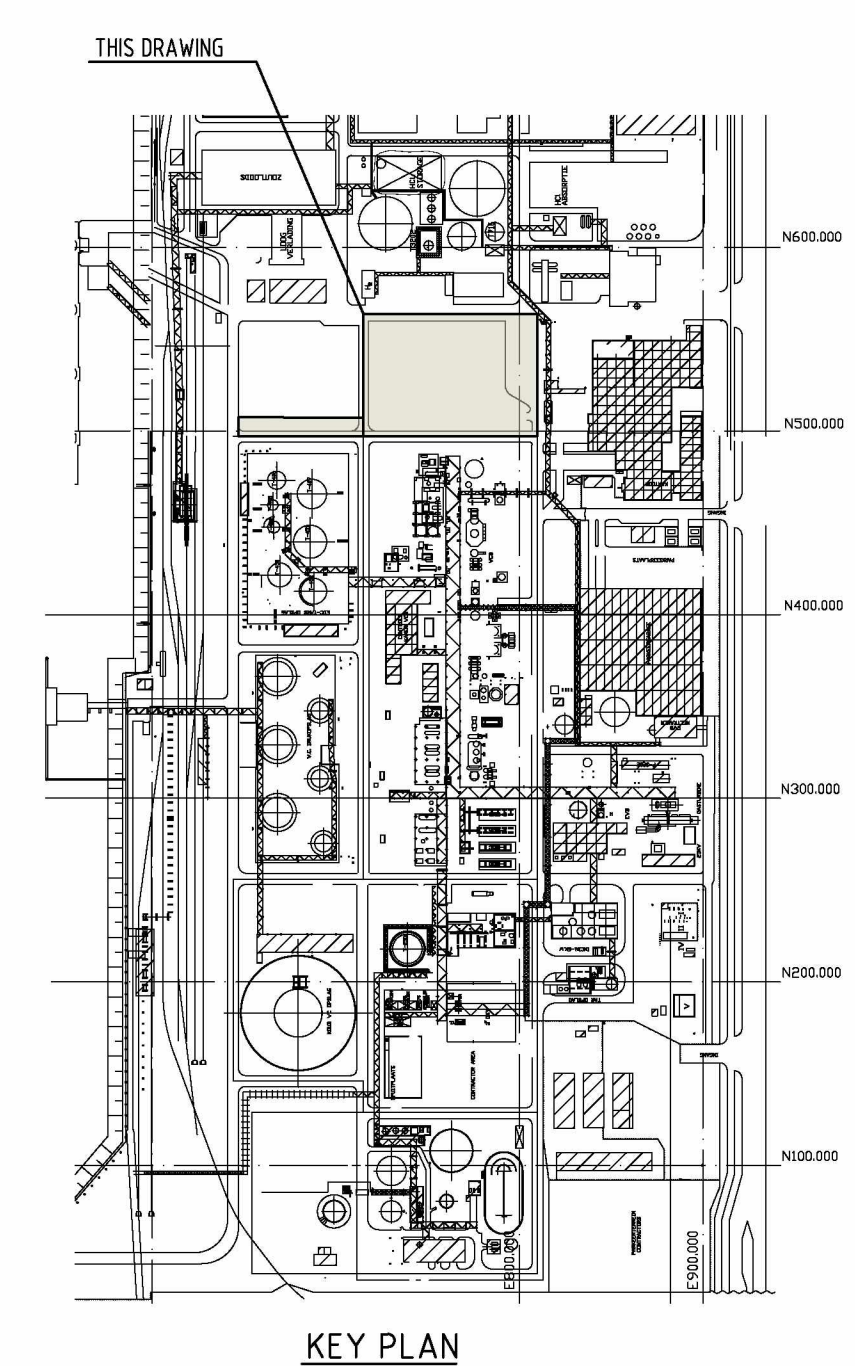
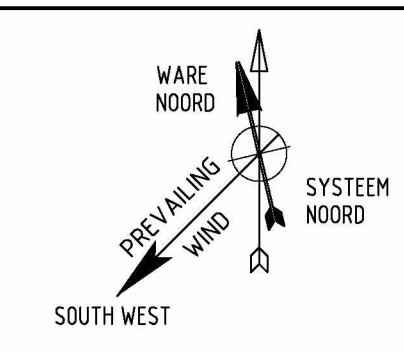


8
7
6
5
4
3
2
1



3D-ISOVIEW
LOOKING NORTH-WEST

A B C D E F G H I J K



LEGEND

REFERENCE DRAWINGS

FLUOR DOC. NO.	DRAWING NO.	TITLE
A8XN-HTDC-215-PLN-001-0001	4.111.278	PLOT PLAN GREENFIELD AREA
A8XN-HTDC-215-PLN-001-0002	4.111.279	SECTION A-A & B-B
A8XN-HTDC-215-PLN-001-0003	4.111.279	SECTION B-B & C-C
A8XN-HTDC-215-PLN-001-0004	4.111.279	SECTION E-E, F-F, G-G, H-H, I-I, J-J
A8XN-HTDC-215-PLN-001-0005	4.111.283	SUBSTATION
A8XN-HTDC-215-PLN-001-0006	4.111.298	BROWN FIELD ISOL KEYPLAN
A8XN-HTDC-215-PLN-001-0007	4.111.401	BROWN FIELD ISOL 1 & 2
A8XN-HTDC-215-PLN-001-0008	4.111.402	BROWN FIELD ISOL 3
A8XN-HTDC-215-PLN-001-0009	4.111.403	BROWN FIELD ISOL 4 & 5

NOTE:

- ALL DIMENSIONS IN MILLIMETERS UNLESS NOTED OTHERWISE.
- DIMENSIONS ARE APPROXIMATE AND NOT FINAL.
- PLANT LEVELS:
CALLED ELEVATION (IN M) = 0.000
ACTUAL ELEVATION (IN M) N.A.P. = +4.750 = HPP

FLUOR

FLUOR DOC. NUMBER
A8XN-HTDC-215-PLN-001-00006

REV	DATE	REVISION DESCRIPTION	BY	CHK	APPV
A	26/04/2021	ISSUED FOR CLIENT REVIEW	NH	PK	PK
B	16/05/2021	ISSUED FOR PERMITTING	NH	PK	PK
C	05/10/2021	ISSUED FOR PERMITTING	PN	PK	PK

Title: HTDC PLOT BOTLEK 3D ISO VIEW		location doc no.	
Part/Plant description: HTDC		partlist doc no.	
Scale: 1:100	Dimensions in mm	Doc type:	Doc number: A0-4.111.274
Shin-Etsu Shin-Etsu PVC B.V. Botlek		Sh. 1	