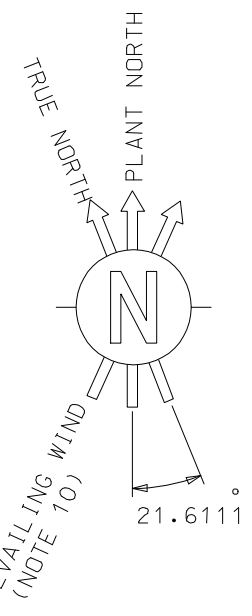
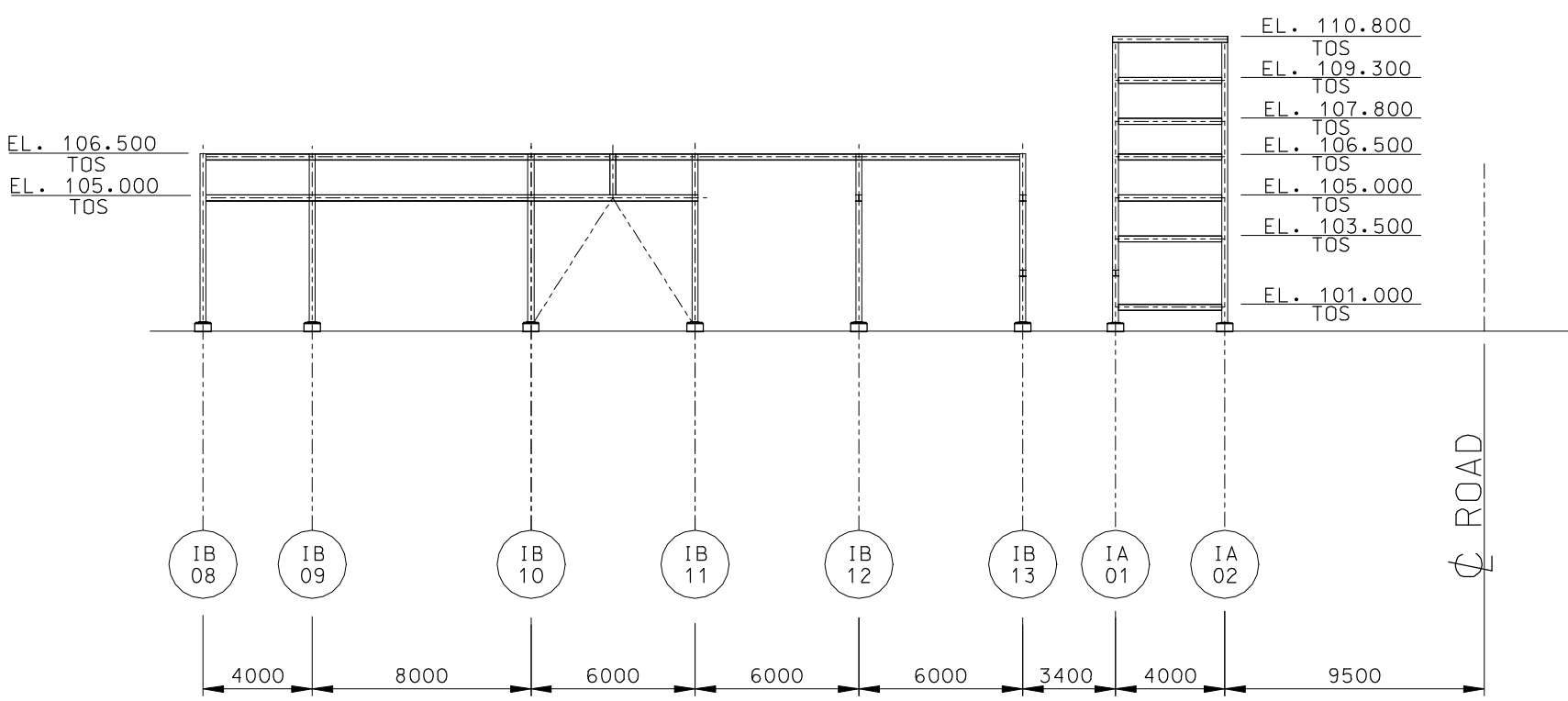


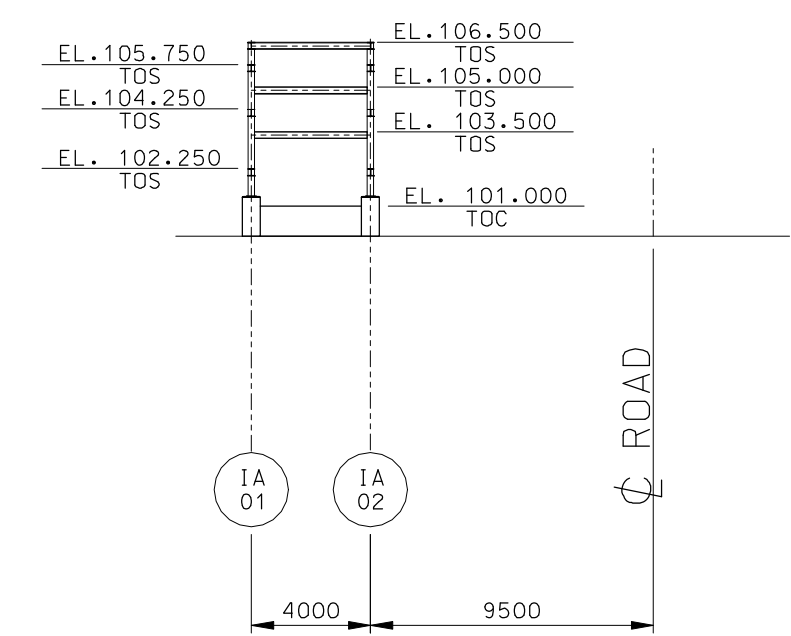
The present document or drawing is property of TECHNIP ITALY S.p.A. and shall not, under any circumstances, be totally or partially directly or indirectly, transferred, reproduced, copied, disclosed or used, without its prior written consent, for any purpose and in any way other than that for which it is specifically furnished or outside the extent of the agreed upon right of use.



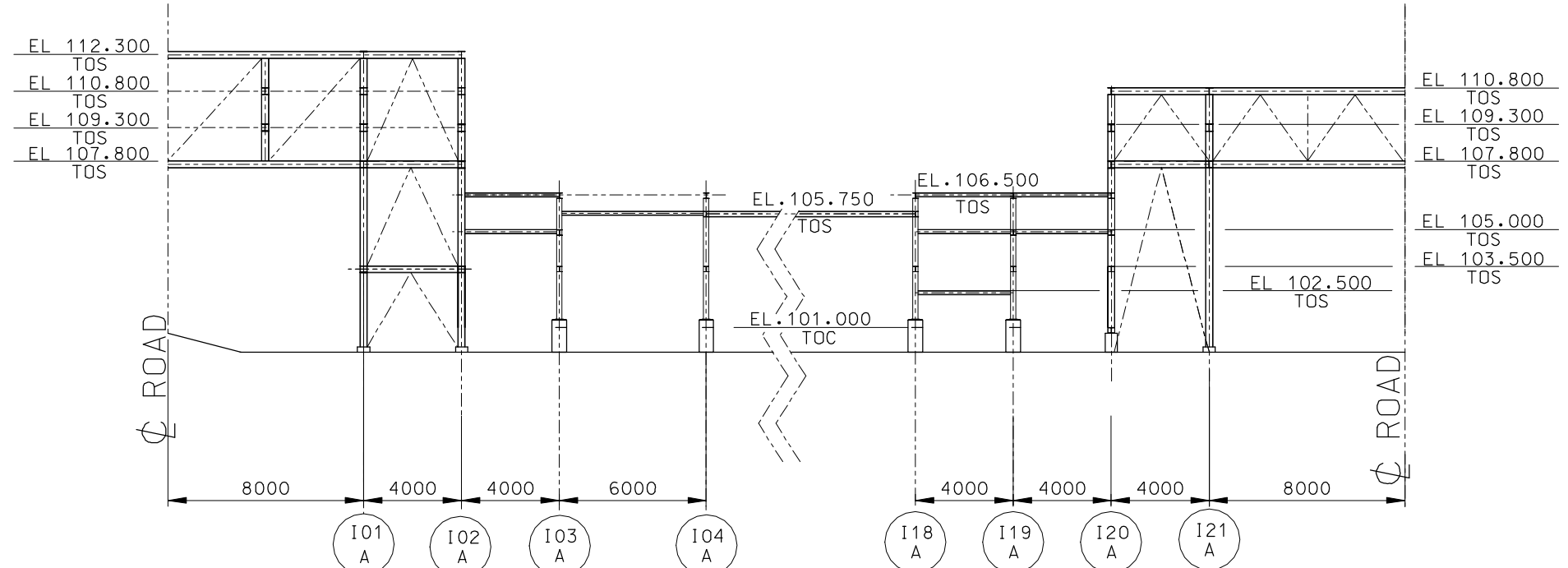
EQUIPMENT NO.	SERVICE	NOTE
50GE-02	GENERATOR EMERGENCY DIESEL	
50FB-03X	FUEL TANK	
60AD-44	UTILITIES OILY WATER SUMP	
60AD-72	UTILITIES OILY WATER SUMP	
60GA-53A/B	UTILITIES SUMP	
60GA-72	UTILITIES PUMP	
60GA-72S	UTILITIES SUMP	



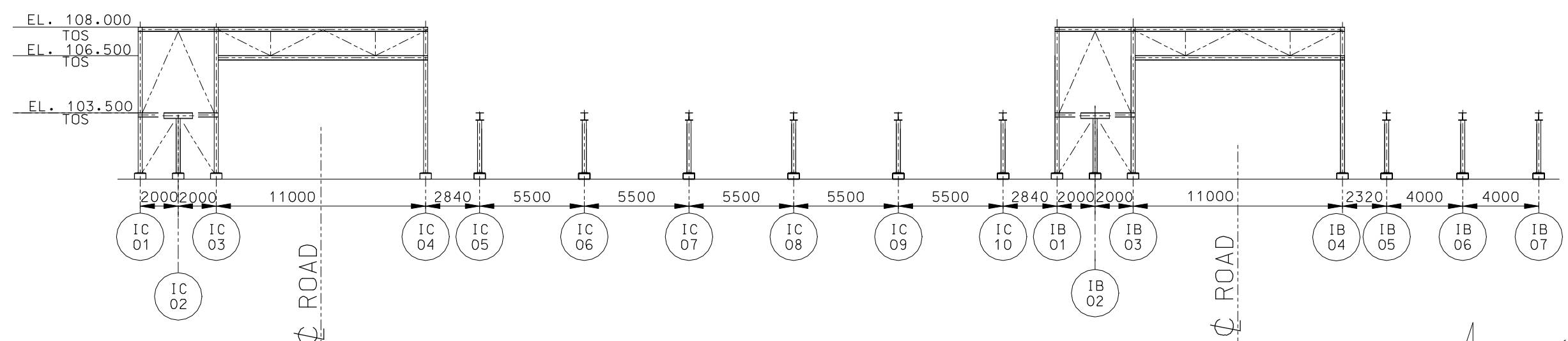
VIEW "A-A"  
scale 1:250



SECTION "B-B"  
scale 1:250



VIEW "C-C"  
scale 1:250

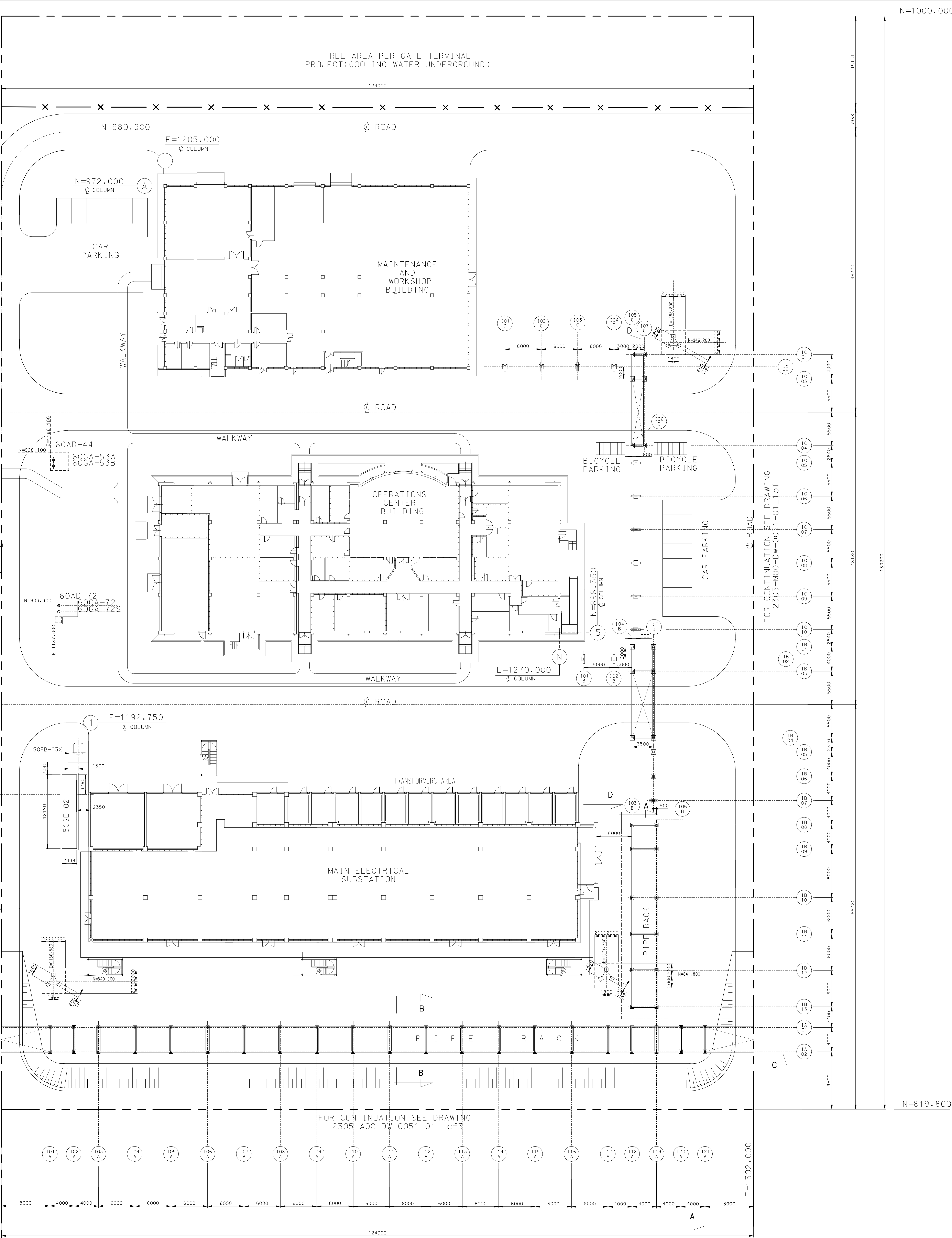


VIEW "D-D"  
scale 1:250

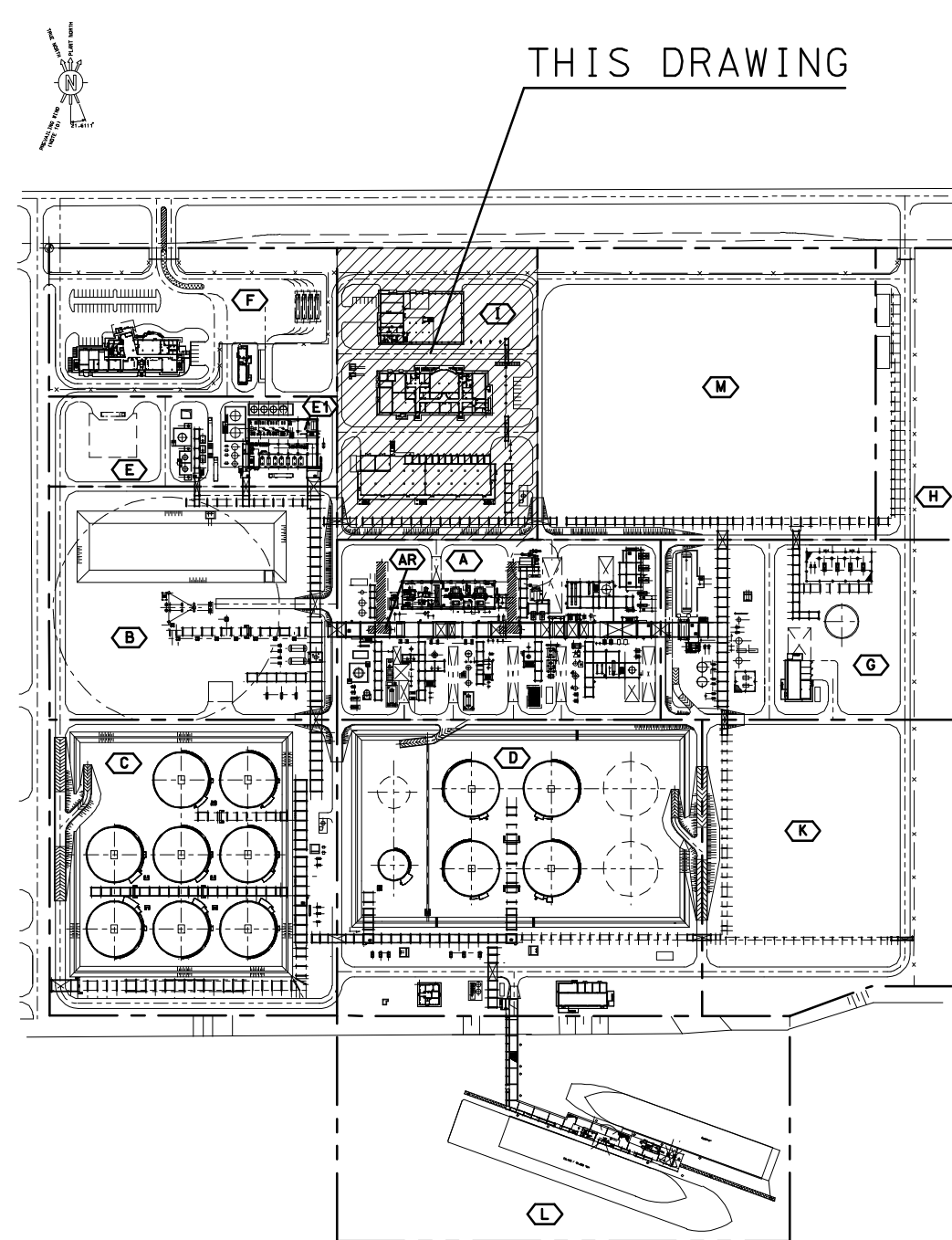
FOR CONTINUATION SEE DRAWING  
2305-F00-DW-0051-01-1 of 1

FOR CONTINUATION SEE DRAWING  
2305-E00-DW-0051-01-1 of 1

FOR CONTINUATION SEE DRAWING  
2305-B00-DW-0051-01-1 of 1



- GENERAL NOTES
- COORDINATES ARE REFERRED TO PLANT NORTH. THE ORIGIN OF THE SYSTEM IS THE OUTER NORTH-WEST CORNER OF THE PLANT (N=443093 / E=62008) CORRESPONDING TO N=1000.000 / E=1000.000
  - ALL DIMENSIONS AND ELEVATIONS ARE IN MILLIMETERS AND 360° DEGREES CIRCLE UNLESS OTHERWISE INDICATED
  - ALL COORDINATES ARE IN METERS
  - THE ELEVATION 100.000 CORRESPONDS TO (HIGHT POINT OF PAVING) AND IS EQUIVALENT +5.20 m. N.A.P.
  - T.L. TANGENT LINE EQUIPMENT  
T.O.C. TOP OF CONCRETE  
C.L. CENTER LINE  
T.O.S. TOP OF STEEL  
H.P.P. HIGHEST PAVING POINT  
E.L. ELEVATION  
F.S. FIXED SADDLE
  - DENOTES BOUNDARY LIMIT
  - X --- DENOTES FENCE LIMIT
  - DENOTES ZONE LIMIT
  - DENOTES AREA LIMIT
  - PREVAILING WIND DIRECTION SOUTH WEST
  - DENOTES ROAD CROSSING
  - DENOTES LIGHTING TOWER



KEY PLAN

Drawing No	DESCRIPTION
2305-100-04-1331-01	DETAILED KEY PLAN ZONE "1"
2305-000-04-1331-01	OVERALL KEY PLAN
2305-000-04-0051-02	OVERALL PLOT PLAN

REFERENCE DRAWINGS

REV	DATE	DESCRIPTION	PREP	CHK	APPR	AUTH
0A	15-SEP-2011	AS BUILT	A.LIMBAROZZI	F.RAMP1	F.BARONE	J.D.LOPEZ

**NESTE OIL** TECHNIP ITALY S.p.A.

ROTTERDAM - NEXBTL PLANT

ZONE "1"  
DETAILED PLOT PLAN AND ELEVATIONS

SCALE	2305	100	DW	00	51	01	1 of 1	0A
1:250	Project	Unit	Doc.Type	Disc	Subj	Ser.No	Page	Rev.

NESTE-OIL Drawing No