

GALVANIZED PAINTED INSULATED
STEEL DOOR WITH SINGLE PANIC BAR &
HYDRAULIC CLOSER

GALVANIZED PAINTED INSULATED
STEEL DOOR WITH SINGLE PANIC BAR &
HYDRAULIC CLOSER

GALVANIZED PAINTED INSULATED
ALUMINUM DOOR WITH SINGLE PANIC
BAR & HYDRAULIC CLOSER

LEFT	RIGHT	TOTAL
2	1	3

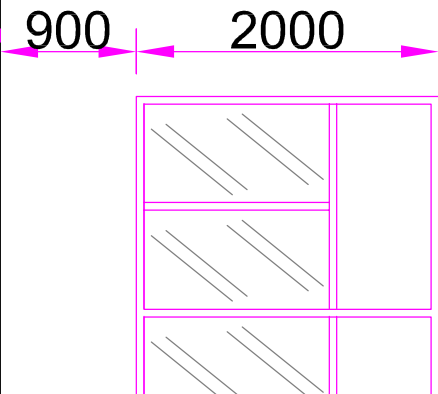
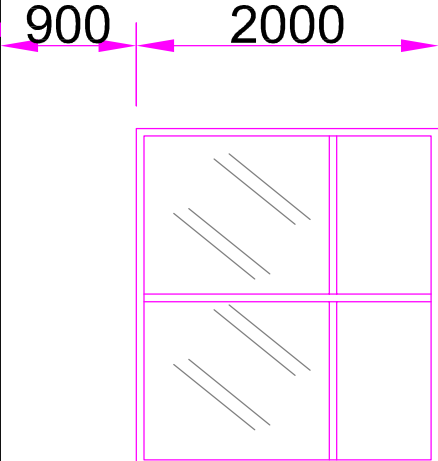
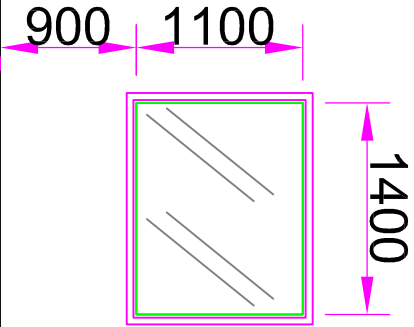
LEFT	RIGHT	TOTAL
-	-	1

LEFT	RIGHT	TOTAL
7	3	-

DOOR TYPE
SW 01

DOOR TYPE
SD 03

DOOR TYPE
SD 02



GALVANIZED STEEL WINDOW
WITH ANTIBALLISTIC GLASS

GALVANIZED STEEL WINDOW
WITH ANTIBALLISTIC GLASS

GALVANIZED STEEL WINDOW
WITH ANTIBALLISTIC GLASS

LEFT	RIGHT	TOTAL
-	-	7

LEFT	RIGHT	TOTAL
-	-	2